
The background of the cover is a vibrant collage of various scenes related to infrastructure and development, including a factory, a train, a bus, a worker, a power plant, a control room, and power lines, all presented in circular frames. A central globe shows the Earth with the title text overlaid.

# IsDB GROUP INTEGRATION REPORT 2022

The background is a deep blue gradient. In the upper left, there is a large, glowing, translucent blue sphere with a bright highlight on its top surface. Below it, a faint, light blue grid pattern of interconnected lines is visible. In the lower right, there is a large, smooth, light blue curved shape that resembles a stylized wave or a part of a globe. The overall aesthetic is modern and technological.

The findings, interpretations and conclusions expressed in this publication do not necessarily reflect the views and policies of the Islamic Development Bank (IsDB) Group, their Board of Governors, Board of Executive Directors, or the Governments they represent. IsDB Group does not guarantee the accuracy of the data included in this publication and accepts no liability for any consequence of their use. This publication is provided without any warranty of any kind whatsoever, either express or implied. The designations employed and the presentation of material in this publication do not imply the expression of any IsDB Group opinion concerning the legal status of any country, territory, area, city or area or of its authorities, or concerning the delimitation of its frontiers or boundaries. The use of maps, reference to a particular territory or geographic area, or by using the term “country” in this publication does not imply official endorsement or acceptance thereof by the IsDB Group nor does IsDB Group intend to make any judgments as to the legal or other status of any territory or area presented herein.



IsDB GROUP  
INTEGRATION REPORT  
2022

# FOREWORD

With its 57 member countries spread across four continents, the Islamic Development Bank (IsDB) offers a truly global cooperation platform that operates on the principles of solidarity and common interest. These principles are enshrined in IsDB's Articles of Agreement, with an emphasis on the objective of achieving greater economic integration among its member countries. To this end, since its inception in 1975, IsDB has set up new entities to better serve its member countries and respond to their emerging needs in an increasingly globalized and integrated world. Over the years, it has evolved from a single entity to a group comprising five members, namely IsDB, IsDB Institute (IsDBI), the Islamic Corporation for the Insurance of Investment and Export Credit, the Islamic Corporation for the Development of the Private Sector, and the International Islamic Trade Finance Corporation.

This report has been prepared based on the findings of the IsDB Group Integration Index developed jointly by IsDBI's Economic Research and Statistics (ERS) and IsDB's Cooperation and Capacity Development (CCD) teams. The Index measures the level of economic integration among IsDB Group member countries and provides an evidence-based tool to guide IsDB Group's interventions. Indeed, this extensive study confirms the role of IsDB Group as a global advocate for regional integration and multilateralism, which are now playing key roles in addressing the global challenges facing humanity.

The experience from the COVID-19 crisis is still very fresh in our minds. We have witnessed that uncoordinated policy responses, such as border closures and travel bans, complicated the handling of challenges faced by people at times of pandemics. This is equally true for the emerging food system crisis. Many policy options, such as establishing regional food reserves, formalizing regional partnerships to manage transboundary agrarian ecosystems, and leveraging regional trade agreements to allow for uninterrupted trade in commodities, suggest a prominent role for regional integration in ensuring synergy between global and national responses to such a crisis. It is also worth mentioning that cultural similarities among neighboring countries can facilitate knowledge sharing on how to improve resilience to different forms of crises. In this context, South-South cooperation is of paramount importance in promoting regional integration.



**This extensive study confirms the role of IsDB Group as a global advocate for regional integration and multilateralism, which are now playing key roles in addressing the global challenges facing humanity.**

This report is an important step forward to understand the drivers and bottlenecks of regional economic integration among IsDB Group member countries. Its findings provide an evidence-basis to tailor IsDB Group's support to the needs of its member countries with the ultimate aim of enhancing their mutual economic integration more deeply. I thank the ERS-CCD task team and all contributors from the IsDB Group for their efforts and collaboration in producing this report. I am confident that the ideas presented hereafter will be of significant benefit to policymakers in our member countries.

**Dr. Muhammad Al Jasser**  
Chairman  
Islamic Development Bank Group



“Realizing the importance of regional cooperation and integration to achieve economic transformation in line with IsDB’s articles of agreement, the Bank attaches special importance to supporting economic integration efforts and cooperation among its Member Countries. The Bank seeks, through this new IsDB Group Integration Report, to adopt a new mechanism to guide the Bank’s policymaking process based on an objective assessment of the drivers of economic integration among its Member Countries.”

**Dr. Mansur Muhtar**  
Vice President (Operations), IsDB

“The IsDB Group Integration Report is a milestone that aims to guide the Group’s current and future efforts toward sustainable development driven by economic integration among IsDB Member Countries. The IsDB Institute, along with other Group entities, remains committed to driving this initiative as part of its mandate to originate knowledge products that support evidence-based decisions addressing economic challenges facing our Member Countries.”

**Dr. Sami Al-Suwailem**  
Acting Director General, IsDB Institute & Chief Economist



“ICIEC focuses on facilitating trade in Member States with an emphasis on positively impacting intra-OIC trade, thereby strengthening the integration of the production networks. Additionally, the Corporation intermediates investment financing flows, supporting financial integration. The low levels of integration among the Member States’ scores call for scaling up ICIEC operations and activities. ICIEC shall continue its close coordination with all IsDBG entities exerting maximum efforts to improve regional integration. Regional integration can improve market efficiency and have a building block for global integration.”

**Oussama Abdul Rahman Kaissi**  
CEO, Islamic Corporation for the Insurance of Investment and Export Credit (ICIEC)

“ICD’s core mandate is to be the catalyst for private sector development in its Member Countries, and we firmly believe that the private sector is a key driver for accelerating economic integration and inclusive development. We look forward to engaging with IsDB Group entities and other stakeholders in identifying binding constraints, seeking opportunities, and unlocking private sector dynamism in our efforts to play an active role in the integration process among Member Countries.”

**Eng. Hani Salem Sonbol**  
Officer-in-Charge, Islamic Corporation for the Development of the Private Sector (ICD)

“Economic cooperation and integration among the Member Countries is one of the ITFC’s strategic pillars, and fostering intra-OIC trade is a vital component of this integration. In this context, ITFC is concentrating on Trade Integrated Solutions, which include initiatives for capacity-building and trade financing, with the aim of creating greater integration. The IsDB Group’s integration report will help ITFC develop operational plans that have a particular emphasis on improving integration.”

**Eng. Hani Salem Sonbol**  
CEO, International Islamic Trade Finance Corporation (ITFC)



# CONTENTS

Abbreviations	06	<b>PART A:</b> Analysis of Index Results	14
Acknowledgments	07	Intra-IsDB Integration Trends	15
Executive Summary	08	Results of Regional Groupings	17
Introduction	09	Conclusion	19
Why do we need to measure economic integration among IsDB MCs?	09	<b>PART B:</b> Index Scores in Figures	
Methodology	10	<b>PART B1:</b> Overall Index Trends	20
	12	<b>PART B2:</b> Country Profiles	22
		<b>PART B3:</b> Regional Hubs	80
		Methodological Information Sources	94
		Index Data Sources	95
		<b>APPENDIX:</b> Regional Groupings based on the Geographical Coverage of IsDB Hubs	96



## FIGURES AND TABLES

<b>FIGURE 1</b>	KOF Globalization Index (IsDB average)	09
<b>FIGURE 2</b>	Number of RTAs in force (1990-2021)	10
<b>FIGURE 3</b>	Regional Breakdown of RTAs in force	11
<b>TABLE 1</b>	List of IsDB Integration Index Indicators	12
<b>FIGURE 4</b>	IsDB Integration Index Trends (2010-2020)	15
<b>FIGURE 5</b>	IsDB Integration Index (change from 2010 to 2020)	15
<b>TABLE 2</b>	Clusters of Countries (based on the 2020 index results)	16
<b>TABLE 3</b>	Overall IsDB Integration Index Scores by Hubs, 2020	17

# ACRONYMS AND ABBREVIATIONS

<b>ADB</b>	Asian Development Bank
<b>ARCII</b>	Asia-Pacific Regional Cooperation and Integration Index
<b>ARII</b>	Africa Regional Integration Index
<b>CCD</b>	Cooperation and Capacity Development
<b>ERS</b>	Economic Research and Statistics
<b>FDI</b>	Foreign Direct Investment
<b>FTA</b>	Free Trade Agreement
<b>ICD</b>	Islamic Corporation for the Development of the Private Sector
<b>ICIEC</b>	Islamic Corporation for the Insurance of Investment and Export Credit
<b>IMF</b>	International Monetary Fund
<b>IsDB</b>	Islamic Development Bank
<b>IsDBI</b>	Islamic Development Bank Institute
<b>ITFC</b>	International Islamic Trade Finance Corporation
<b>MC</b>	Member Country
<b>MENA</b>	Middle East and North Africa
<b>OECD</b>	Organisation for Economic Co-operation and Development
<b>OIC</b>	Organisation of Islamic Cooperation
<b>PCA</b>	Principal Component Analysis
<b>RCI</b>	Regional Cooperation and Integration
<b>RH</b>	Regional Hub
<b>RTA</b>	Regional Trade Agreement
<b>UNCTAD</b>	United Nations Conference on Trade and Development
<b>WTO</b>	World Trade Organization



# ACKNOWLEDGEMENTS

This report is a joint effort of staff from various units of the Islamic Development Bank (IsDB) Group. It was prepared by a core team from the Economic Research & Statistics (ERS) Division in the Islamic Development Bank Institute (IsDBI), and the Cooperation and Capacity Development (CCD) Department in IsDB under the guidance of Areef Suleman (Director, ERS) and Riad Ragueb (Director, CCD).

The core team is composed of Ali Rashed (Senior Statistician, ERS), Kadir Basboga (Senior Regional Integration Economist, CCD), Afrah Khalifa (Project Coordinator, CCD), Mohamed Elgoussi (Senior Statistician, ERS), Arif Oduncu (Senior Economist, ERS), Budi Parwanto (Senior Statistician, ERS), Imed Drine (Lead Economist, CCD) and Abu Camara (Lead Statistician, ERS).

The report was produced under the inspiration and strategic direction of Mansur Muhtar (Vice President, Operations), Sami Al-Suwailem (Acting Director General, IsDBI / Chief Economist), Amer Bukvic (Acting Director General, Global Practice & Partnerships), and Anasse Aissami (Acting Director General, Country Programs).

The initiative benefited tremendously from constructive feedback of the Islamic Corporation for the Development of the Private Sector (ICD), the Islamic Corporation for the Insurance of Investment and Export Credit (ICIEC), and the International Islamic Trade Finance Corporation (ITFC).

The excellent administrative support of Abdul Rashid Abdul Majid (Administrative Coordinator, ERS) and Abdul Majid Khan (Administrative Assistant, CCD) is also highly appreciated.

In preparing this report, the team is most grateful for the generous collaboration of the Asian Development Bank's (ADB) Regional Cooperation and Integration team led by Cyn-Young Park (Director, RCI Division at ADB). Special thanks go to her team, consisting of Rolando Avendano, Mara Claire C. Tayag, Maria Criselda L. Aherrera, and Mahinthan J. Mariasingham for their valuable contributions.

# EXECUTIVE SUMMARY

As stated in the Islamic Development Bank's (IsDB) articles of agreement, IsDB Member Countries (MCs) share the goal of attaining greater economic integration among themselves. To measure the progress toward this goal, IsDB's tracking approach was, so far, based on a set of key trade and investment data. Using a more comprehensive dataset, the IsDB Integration Index was set to objectively measure progress toward greater integration among IsDB MCs.

The novel IsDB Integration Index consists of 21 indicators that are grouped under five dimensions: (i) trade and investment integration, (ii) financial markets integration, (iii) production networks, (iv) connectivity and logistics, and (v) human mobility and institutional integration. This report presents the results and scores of the IsDB Integration Index for IsDB MCs as a whole, for regional hubs (RHs), and for 55 individual MCs.<sup>1</sup>

The results reveal that the strongest driver of integration among IsDB MCs is production networks (i.e., cross-border trade complementarities and inter-industry linkages) and the weakest is financial integration. Since 2017, production networks are emerging as the primary drivers of economic integration among IsDB MCs, indicating a positive change in intra-IsDB trade composition through stronger backward and forward industry linkages. It is also observed that the level of intra-IsDB integration has deteriorated during the last decade mainly due to declining intra-IsDB trade and investment flows.

It is worth highlighting that the IsDB Integration Index measures the level of economic integration among IsDB MCs on a relative basis. As a limitation, it does not capture the integration of IsDB MCs to the whole global economy. To complement the index findings from a global perspective, supplementary analysis is done, which showed that IsDB MCs enhanced their integration to the global economy during the last decade. This suggests that the economies of IsDB MCs integrated more strongly with the rest of the world than with other IsDB MCs. Therefore, additional efforts are needed to ensure that IsDB MCs are on track to integrate their economies with each other more deeply.

---

<sup>1</sup> Individual country scores are not available for Afghanistan and Somalia because of insufficient data.

# INTRODUCTION

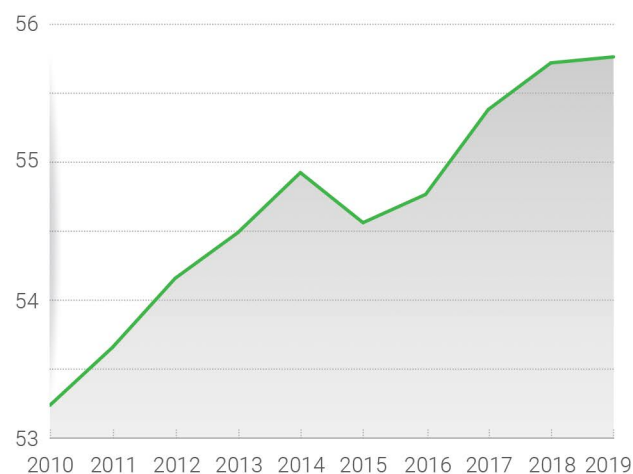
One of the core mandates of the Islamic Development Bank (IsDB) is to facilitate economic cooperation and integration among its member countries (MCs), as stipulated in the Bank's articles of agreement. To achieve this mandate, IsDB's operations are guided by various strategic documents, including its high-level corporate strategies, sectoral and thematic policies, as well as Regional Cooperation and Integration (RCI) Policy.

The Bank's RCI Policy provides guidance to its regional integration interventions and activities. Its guiding principles are supportive of "open regionalism" to strengthen economic cooperation among IsDB MCs while enabling their greater integration into the global economy. The overall success of the RCI Policy relies on continuous tracking of various economic integration indicators and the assessment of intra-IsDB and sub-regional integration prospects.

IsDB has regularly been watching two indicators: intra-IsDB trade and the share of IsDB MCs in global foreign direct investment (FDI) flows. However, the new architecture of economic integration requires a more comprehensive statistical approach, taking into consideration different drivers of economic integration such as free movement of people, financial integration, production linkages, as well as connectivity and logistics.

**There is a wide consensus that the vast majority of countries in the world have become more integrated in recent decades. Similar to the general trend, IsDB MCs have also made significant progress in integrating their economies to the global economy.**

**FIGURE 1 KOF GLOBALIZATION INDEX (IsDB AVERAGE)**



Source: KOF Globalization Index Database

There is a wide consensus that the vast majority of countries in the world have become more integrated in recent decades. Similar to the general trend, IsDB MCs have also made significant progress in integrating their economies to the global economy. For example, the average score of IsDB MCs in the KOF Globalization Index has increased during the last decade (Figure 1).<sup>2</sup>

However, while it is generally held that the level of integration among IsDB MCs have deepened over time, a more nuanced and structured analysis of the same is limited. To answer this question, IsDB has developed an integration index to measure the level of economic integration among IsDB MCs, subdivided across different drivers of economic integration. Accordingly, the objective of this exercise is to report on the intra-IsDB integration performance of IsDB MCs and country groupings based on index results. This report is the first publication of this initiative for the year 2022. As new data become available, the report will be updated yearly to analyze the change in trends for policymaking purposes.

<sup>2</sup> The KOF Globalization Index measures the economic, social, and political dimensions of globalization. The overall KOF index is calculated as the average of the "de facto" and the "de jure" globalization Index. De facto globalization measures actual flows and activities while de jure globalization is related to the policies and institutions that enable global flows and activities. Further information on the KOF Globalization Index is available at <https://kof.ethz.ch/en/forecasts-and-indicators/indicators/kof-globalisation-index.html#>

# WHY DO WE NEED TO MEASURE ECONOMIC INTEGRATION AMONG ISDB MCs?

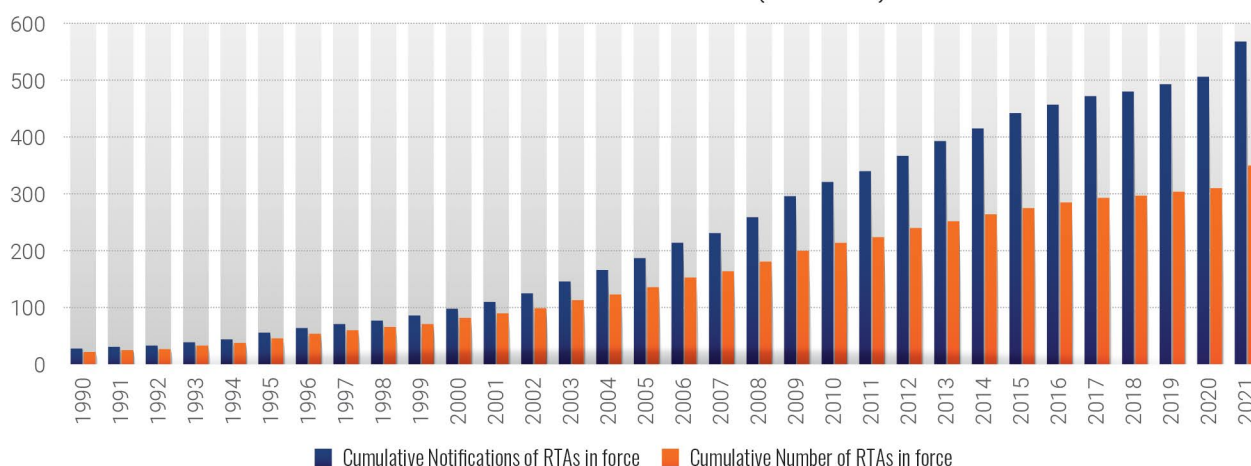
Over the last three decades, economic integration processes have proliferated in various regions of the world in search of more appropriate conditions and institutional contexts within which goods, services, capital, and people can circulate more freely and contribute to higher growth. In parallel to global economic integration trends, regional cooperation<sup>3</sup> has also been organized in various policy areas – ranging from cooperation in building large-scale infrastructure and the design of regional socio-economic policies, to cooperation in stabilizing financial markets.<sup>4</sup> According to the World Trade Organization’s (WTO) regional trade agreements (RTAs) database, the number of RTAs increased by more than 15 times from 1990 to 2021 in the world (Figure 2).

The proliferation of RTAs and facilitating institutions have triggered an interest in measuring the level of regional integration, to understand the role of economic complementarities, institutional arrangements, and geographical proximity in driving cross-border trade and investments. In addition, existing differences between regions (Figure 3) attracted the attention of researchers to make worldwide comparisons.

The specific nature of IsDB, as a global cooperation platform with membership from Africa, Asia, Europe, and South America, makes the dynamics of intra-IsDB integration very unique.

The international development community also got involved in measuring regional integration to prepare regular reports on the integration of emerging and developing economies. For example, the Asian Development Bank (ADB) has developed the Asia-Pacific Regional Cooperation and Integration Index (ARCI), a composite index providing a multidimensional measure of regional integration covering trade and investment, money and finance, regional value chain, infrastructure and connectivity, free movement of people, institutional and social integration, technology and digital connectivity, and environmental cooperation. The index allows tracking progress on a set of dimensions, identifying strengths and weaknesses at the regional, sub-regional, and national levels.

FIGURE 2 NUMBER OF RTAs IN FORCE (1990-2021)



Source: WTO Regional Trade Agreements Database (September 2021)

<sup>3</sup> In this report, the term region refers to a group of countries in close proximity and/or similar characteristics.

<sup>4</sup> De Lombaerde, P. and Acosta, E. J. S. (2017). Indicator-based Monitoring of Regional Economic Integration. Springer.

Similarly, the African Union Commission, United Nations Economic Commission for Africa, and the African Development Bank have jointly initiated the Africa Regional Integration Index (ARII) platform which allows the user to access ARII scores and rankings as well as the data used to compute these scores and a vast array of related information. The index covers various dimensions of regional integration: trade, production networks, macroeconomy, infrastructure, and free movement of people.

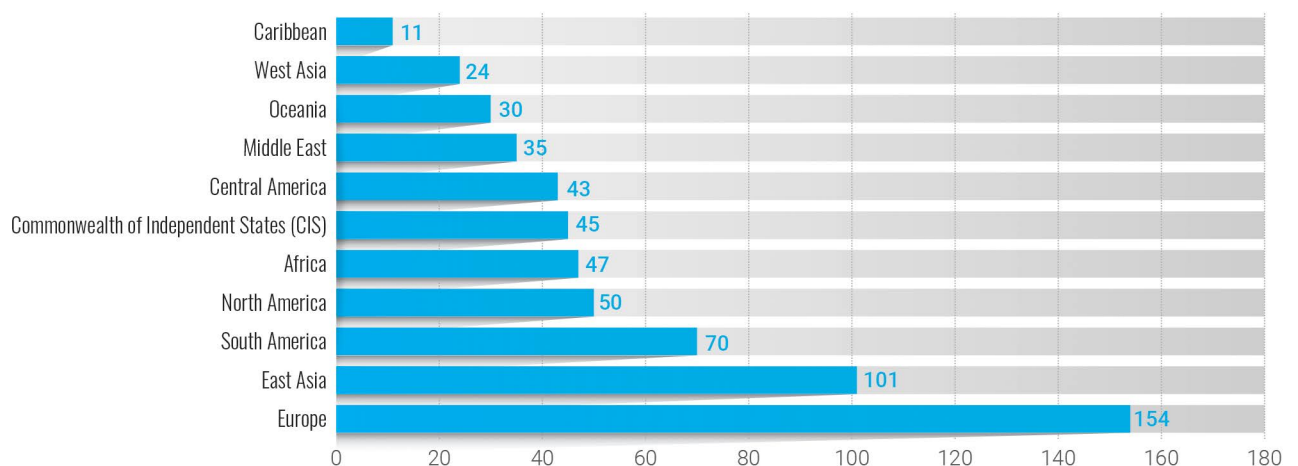
The specific nature of IsDB, as a global cooperation platform with membership from Africa, Asia, Europe, and South America, makes the dynamics of intra-IsDB integration very unique. In parallel to the efforts mentioned above, IsDB has been tracking the integration of its 57 MCs since it considers intra-IsDB integration as an effective development approach in integrating its MCs into regional and global markets and production systems while generating investment and employment opportunities in a harmonious way. Prior to the development of the IsDB Integration Index, IsDB's statistical measurement approach was only based on a set of key trade and investment data.

Measuring the level of economic integration among IsDB MCs in a more comprehensive manner has many

## Analyzing several dimensions of intra-IsDB integration helps unpack the underlying drivers and bottlenecks of economic integration to guide policymaking and identify areas of improvement.

expected benefits for a larger global audience, extending beyond IsDB itself to relevant regional cooperation organizations, IsDB MC governments, the private sector, the research community, and ultimately, the general public. Most importantly, analyzing several dimensions of intra-IsDB integration helps unpack the underlying drivers and bottlenecks of economic integration to guide policymaking and identify areas of improvement. In addition, making comparisons across different sub-regions provides critical inputs to facilitate peer learning and sharing of best practices among IsDB MCs through South-South Cooperation. Finally, quantitative results from this exercise are expected to inform the design of future analytical studies for specific sub-regions such as the Middle East and North Africa (MENA) to guide IsDB's RCI operations.

**FIGURE 3 REGIONAL BREAKDOWN OF RTAs IN FORCE**



**Source:** WTO Regional Trade Agreements Database (September 2021)

**Note:** Numbers represent total number of RTAs in force

# METHODOLOGY

In developing composite indices of economic integration, principal component analysis (PCA) is a widely used statistical technique to determine the weights of each criterion in an objective way.<sup>5</sup> The idea under PCA is to account for the highest possible variation in the indicator set using the smallest possible number of factors. It groups individual indicators that are collinear to form a composite indicator that captures the information common to individual indicators as much as possible.<sup>6</sup> This ensures the most optimal use of existing data based on its correlation structure.

Following the spirit of similar index studies, the IsDB Integration Index follows a two-step PCA method as a weighting procedure. The estimates are produced by applying the first PCA to each dimension and then a second PCA for the overall index. The first PCA assigns weights to individual indicators within each dimension, and the second PCA generates the weights for the dimensions of the composite index.

The IsDB Integration Index is structured around five complementary dimensions, namely: (i) trade and investment integration, (ii) financial markets integration, (iii) production networks, (iv) connectivity and logistics, and (v) human mobility and institutional integration. A total of 21 indicators are factored into these dimensions, as listed in Table 1 (please see the technical report for details on methodology and data sources).

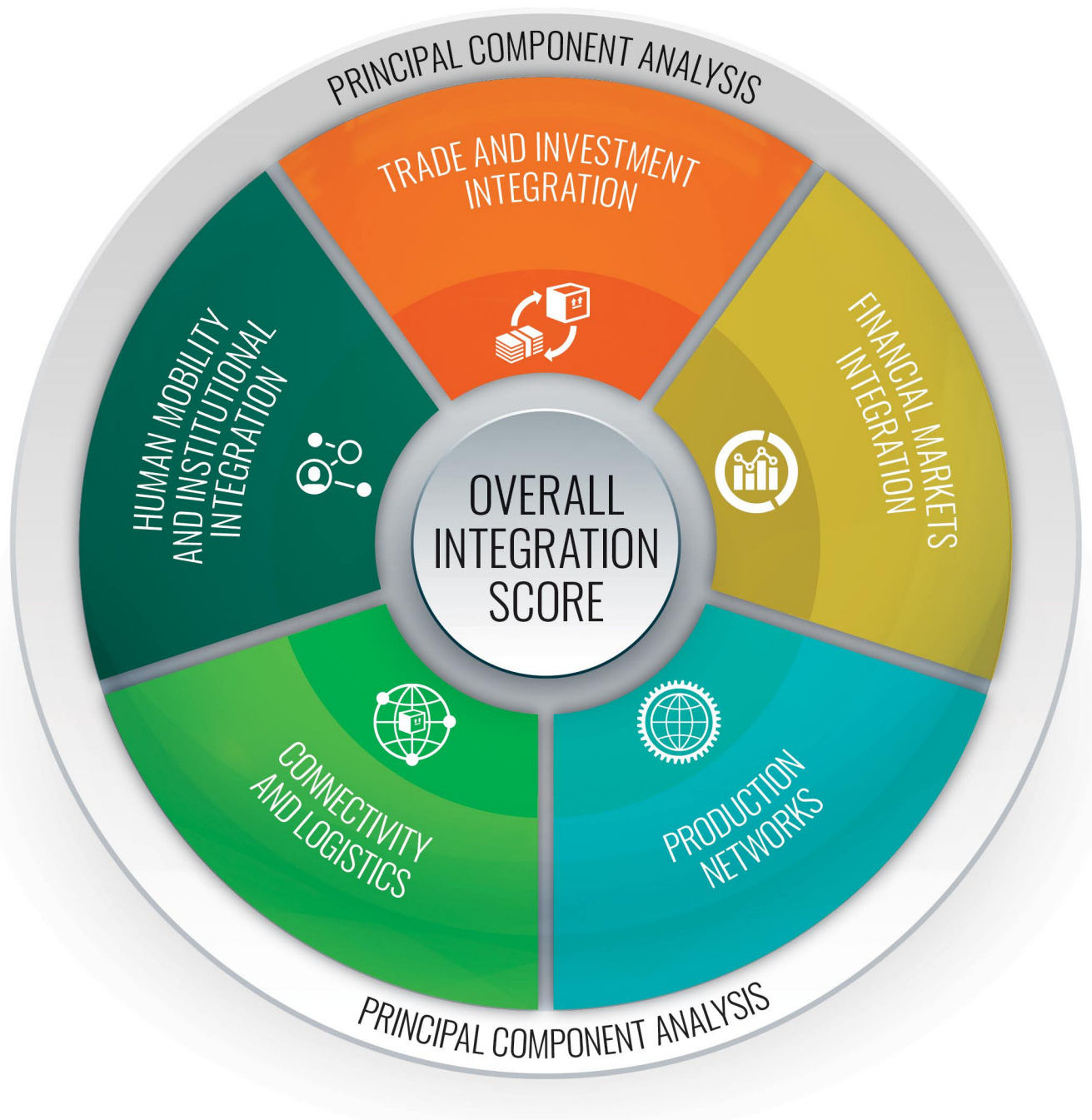
The index results (scores) range from 0 to 1; higher scores indicate higher level of intra-IsDB integration. An individual country's index score represents the level of its integration to the rest of IsDB MCs. For comparative results across different hubs of IsDB membership, the report follows the classification presented in the Appendix. The score of an individual hub is calculated as the simple average of all counties covered under this hub. Similarly, the overall intra-IsDB integration index score is the simple average of all individual IsDB MC scores.

**TABLE 1 LIST OF ISDB INTEGRATION INDEX INDICATORS**

DIMENSION	INDICATOR CODE	INDICATOR NAME
I. TRADE AND INVESTMENT INTEGRATION	I-a	Ratio of intra-IsDB exports to total exports
	I-b	Ratio of intra-IsDB imports to total imports
	I-c	Ratio of intra-IsDB international trade to total international trade
	I-d	Ratio of intra-IsDB FDI inflows to total FDI inflows
II. FINANCIAL MARKETS INTEGRATION	II-a	Ratio of intra-IsDB cross-border equity liabilities to total cross-border equity liabilities
	II-b	Ratio of intra-IsDB cross-border bond liabilities to total cross-border bond liabilities
	II-c	Financial institutions depth index
	II-d	Financial markets depth index
III. PRODUCTION NETWORKS	III-a	Average trade complementarity index over IsDB trading partners
	III-b	Average trade concentration index over IsDB trading partners
	III-c	Ratio of intra-IsDB intermediate goods exports to total intra-IsDB goods exports
	III-d	Ratio of intra-IsDB intermediate goods imports to total intra-IsDB goods imports
IV. CONNECTIVITY AND LOGISTICS	IV-a	Average trade cost over IsDB trading partners
	IV-b	Average liner shipping connectivity index over IsDB trading partners
	IV-c	Logistics performance index
	IV-d	Fixed broadband subscriptions (per 100 people)
V. HUMAN MOBILITY AND INSTITUTIONAL INTEGRATION	V-a	Share of other IsDB MCs that do not require an entry visa
	V-b	Ratio of intra-IsDB migrant stock to total migrant stock
	V-c	Share of other IsDB MCs that have an embassy
	V-d	Share of other IsDB MCs that have signed FTAs
	V-e	Share of other IsDB MCs that have signed business investment treaties with

<sup>5</sup> A composite index is a statistical tool that compiles a set of individual indicators into a single index based on the underlying model of a multi-dimensional concept that is being measured.

<sup>6</sup> OECD and EC-JRC. (2008). *Handbook on Constructing Composite Indicators: Methodology and User Guide*. OECD Publishing.



# PART A: ANALYSIS OF INDEX RESULTS



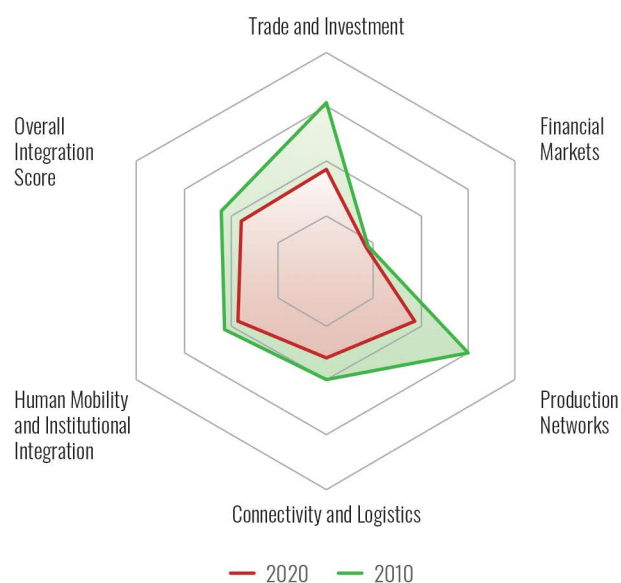
## INTRA-IsDB INTEGRATION TRENDS

The results from the IsDB Integration Index reveal that the level of intra-IsDB integration has deteriorated during the last decade. As presented in Figure 4, the downward trend in trade and investment integration from 2010 to 2020 has strongly influenced the decline in the overall index scores. In 2010, the strongest dimension of intra-IsDB integration was trade and investment. However, over the succeeding years, the trade and investment dimension gradually weakened as a driver of intra-IsDB integration. Since 2017, the largest driver of integration is production networks, indicating a positive change in intra-IsDB trade composition through stronger backward and forward industry linkages. Nonetheless, the contribution of production networks still needs to follow a more stable pattern for years beyond 2020 in order to validate its emerging role as the main driver of deepening economic integration among IsDB MCs.

Trade and investment integration scores have been more volatile than the other four dimensions. This can be partly explained by the alternating phases of economic growth and decline (i.e., business cycles) in IsDB MCs and the possibility that intra-IsDB trade has not achieved a stable level of integration (an equilibrium point). A slight improvement in the trade and investment integration is observed after 2017. However, a careful analysis for the succeeding years is required in order to determine whether trade and investment among IsDB MCs has achieved a more robust relationship that is required to forge stronger integration.

Comparative analysis of individual indicators in the trade and investment dimension shows that the large volatility

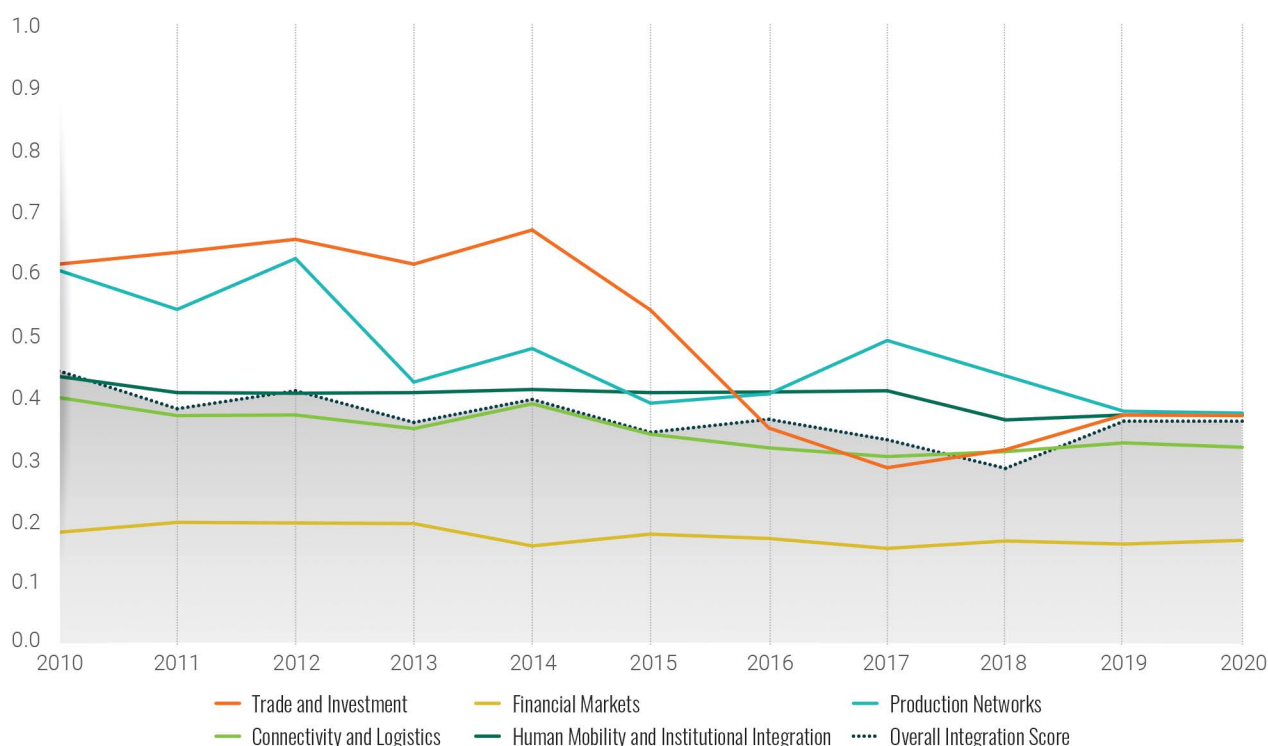
**FIGURE 5** IsDB INTEGRATION INDEX (CHANGE FROM 2010 TO 2020)



on the dimension is mainly due to the fluctuations in intra-IsDB FDI flows. This is a sign of sporadic cross-border mergers, acquisitions, and greenfield investments between IsDB MCs. However, on the positive side, it reflects the potentially transformative role of the private sector in deepening intra-IsDB integration, thus reinforcing the critical role of financial and institutional integration in realizing this potential.

Figure 5 shows a two-period comparison of the five dimensions of the IsDB Integration Index. Notably, financial markets integration is the weakest dimension

**FIGURE 4** IsDB INTEGRATION INDEX TRENDS (2010-2020)



of intra-IsDB integration. This is an indication of relatively shallow financial markets in IsDB MCs as well as the lack of well-functioning regional stock exchange markets to facilitate cross-border investments. It is also one of the reasons for the narrow investor base for intra-IsDB portfolio flows, high dependence on domestic banking systems, and limited resilience to external financial shocks that originate from advanced economies. Any improvement in terms of better coordination of monetary policies and harmonization of financial market regulations and practices among IsDB MCs will make a significant contribution to the deepening of intra-IsDB financial integration.

Connectivity and logistics are key facilitators of intra-IsDB integration since cross-border physical connectivity encourages the private sector to expand into larger markets and utilize gains from international specialization, by joining regional and global production networks. According to the 2020 index scores, connectivity and logistics is the second weakest dimension of

**The 2020 index scores reveal that highly integrated IsDB MCs are scattered across different regions. From a geographical perspective, this is an indication of a balanced profile of intra-IsDB integration prospects.**

intra-IsDB integration, and its score has gradually decreased during the last decade. The interaction of connectivity and logistics with other dimensions reinforces a further deterioration in overall integration.

Human mobility and institutional integration scores have also witnessed a gradual deterioration between 2010 and 2020. A high level of intra-regional human mobility and institutional integration is one of the cornerstones

**TABLE 2 CLUSTERS OF COUNTRIES (BASED ON THE 2020 INDEX RESULTS)**

HIGHLY INTEGRATED WITH OTHER ISDB MCS	MODERATELY INTEGRATED WITH OTHER ISDB MCS	WEAKLY INTEGRATED WITH OTHER ISDB MCS	NOT LISTED DUE TO DATA UNAVAILABILITY
Algeria	Azerbaijan	Albania	Afghanistan
Egypt	Bahrain	Burkina Faso	Somalia
Indonesia	Bangladesh	Chad	
Iran	Benin	Comoros	
Kuwait	Brunei	Gabon	
Malaysia	Cameroon	Gambia	
Morocco	Côte d'Ivoire	Guinea-Bissau	
Mozambique	Djibouti	Kazakhstan	
Qatar	Guinea	Palestine	
Saudi Arabia	Guyana	Suriname	
Tunisia	Iraq	Syria	
Türkiye	Jordan	Tajikistan	
U.A.E.	Kyrgyz Republic	Turkmenistan	
	Lebanon	Uganda	
	Libya		
	Maldives		
	Mali		
	Mauritania		
	Niger		
	Nigeria		
	Oman		
	Pakistan		
	Senegal		
	Sierra Leone		
	Sudan		
	Togo		
	Uzbekistan		
	Yemen		

**Note:** The clustering cutoffs have been determined based on statistical quartiles.

of highly integrated economic blocks. Visa-free travel arrangements complement multilateral trade and investment agreements by facilitating the mobility of people who are the actual agents of economic integration and socioeconomic development. Strong institutional integration also helps countries and regional blocks stay on a stable path towards deeper integration on the basis of harmonized rules and regulations. Therefore, human mobility and institutional integration is one of the key policy areas to build a conducive political and economic environment for further intra-IsDB integration.

The 2020 index scores reveal that highly integrated IsDB MCs are scattered across different regions (please see Table 2). From a geographical perspective, this is an indication of a balanced profile of intra-IsDB integration prospects. It is also important to note that the overall index scores of highly integrated IsDB MCs are driven by different dimensions. This suggests that there is a large room for all IsDB MCs to learn from each other

to integrate their economies in a coordinated manner. Dimensional and overall country scores are available in Part B-2 of the report.

## RESULTS OF REGIONAL GROUPINGS

According to IsDB's classification of regional groupings for its operational purposes, there are 10 regional hubs (RHs) in the field in addition to the Headquarters Hub (please see the Appendix for details). As presented in Table 3, the lowest index score is with the Kazakhstan Hub grouping, while the highest score is with the Headquarters Hub grouping.

**There are 10 regional hubs (RHs) in the field in addition to the Headquarters Hub.**

**TABLE 3 OVERALL ISDB INTEGRATION INDEX SCORES BY HUBS, 2020**

	TRADE AND INVESTMENT	FINANCIAL MARKETS	PRODUCTION NETWORKS	CONNECTIVITY AND LOGISTICS	HUMAN MOBILITY AND INSTITUTIONAL INTEGRATION	OVERALL INTEGRATION SCORE
BANGLADESH HUB	0.222	0.172	0.408	0.169	0.085	0.300
EGYPT HUB	0.446	0.214	0.503	0.315	0.472	0.318
HEADQUARTERS HUB	0.436	0.425	0.513	0.442	0.560	0.633
INDONESIA HUB	0.160	0.207	0.308	0.212	0.332	0.451
KAZAKHSTAN HUB	0.298	0.068	0.271	0.000	0.249	0.155
MOROCCO HUB	0.202	0.113	0.222	0.267	0.605	0.490
NIGERIA HUB	0.274	0.057	0.333	0.291	0.298	0.253
SENEGAL HUB	0.560	0.062	0.430	0.258	0.321	0.284
SURINAME HUB	0.267	0.101	0.206	0.066	0.002	0.166
TÜRKİYE HUB	0.371	0.166	0.379	0.424	0.436	0.402
UGANDA HUB	0.521	0.048	0.232	0.218	0.125	0.256

## BANGLADESH HUB

The performance of the Bangladesh Hub grouping, consisting of Bangladesh and Maldives, is 0.300, which is lower than the overall IsDB MCs' score of 0.359. On the five dimensions, the score of the hub is 0.408 in Dimension 3 (production networks), 0.222 in Dimension 1 (trade and investment integration), and less than 0.200 in the remaining three dimensions.

## EGYPT HUB

The performance of the MCs in the Egypt Hub (consisting of seven MCs, namely Egypt, Iraq, Jordan, Lebanon, Palestine, Sudan, and Syria) of 0.318 is slightly lower than the overall performance of IsDB MCs (0.359). On the five dimensions, the achievement of the MCs in this hub is the highest in Dimension 3 (production networks) at 0.503 and the lowest in Dimension 2 (financial markets integration) at 0.214.

## HEADQUARTERS HUB

The Headquarters Hub consists of Saudi Arabia, Kuwait, Qatar, Bahrain, Oman, Yemen, and the U.A.E. It has an overall integration score of 0.633. On the five dimensions, the Headquarters Hub grouping achieves the highest integration in Dimension 5 (human mobility and institutional integration) at 0.560. The Headquarters Hub also has high scores in the other dimensions, scoring at least 0.400 in each.

## INDONESIA HUB

The Indonesia Hub grouping (comprising Brunei and Indonesia) performs moderately better (0.451) than the overall performance of IsDB MCs (0.359). This grouping's score is high (0.332) in Dimension 5 (human mobility and institutional integration) and low (0.160) in Dimension 1 (trade and investment integration).

## KAZAKHSTAN HUB

The Kazakhstan Hub grouping (comprising Kazakhstan, Kyrgyz Republic, Tajikistan, Turkmenistan, and Uzbekistan) performs at 0.155. The lowest score (0.068) is in Dimension 2 (financial markets integration). The score of Dimension 4 (connectivity and logistics) could not be estimated due to unavailability of data.

## MOROCCO HUB

The score of the MCs in the Morocco Hub grouping (comprising five countries, namely, Morocco, Algeria, Mauritania, Libya and Tunisia) is 0.490, which is significantly higher than the overall performance of IsDB MCs (0.359). The dimensional scores are high (0.605) in Dimension 5 (human mobility and institutional integration) and relatively low (0.113) in Dimension 2 (financial markets integration).

## NIGERIA HUB

The Nigeria Hub achievement is low (0.253) compared to the overall performance of IsDB MCs (0.359). There are eight countries in this grouping, namely Nigeria, Benin, Burkina Faso, Cameroon, Chad, Gabon, Niger, and Togo. On the five dimensions, the score is low (0.057) in Dimension 2 (financial markets integration) and relatively high (0.333) in Dimension 3 (production networks).

## SENEGAL HUB

The Senegal Hub consists of seven MCs (Senegal, Côte d'Ivoire, the Gambia, Guinea, Guinea-Bissau, Mali, and Sierra Leone); it performs weaker (0.284) than the overall IsDB MCs (0.359) in terms of economic integration. This grouping's achievement is high (0.560) in Dimension 1 (trade and investment integration) and low (0.062) in Dimension 2 (financial markets integration).

## SURINAME HUB

The Suriname Hub grouping consists of only two MCs (Suriname and Guyana), with the average integration score at 0.166. The low results are mainly driven by Dimension 5 (human mobility and institutional integration) with a score of 0.002, Dimension 4 (connectivity and logistics) with a score of 0.066, and Dimension 2 (financial markets integration) with a score of 0.101.

## TÜRKİYE HUB

The performance of the MCs in the Türkiye Hub grouping (comprising five countries, namely Türkiye, Albania, Iran, Pakistan, and Azerbaijan) (0.402) is slightly above the overall performance of IsDB MCs (0.359). Of the five dimensions, this grouping's scores are high in Dimension 5 (human mobility and institutional integration) with a score of 0.436 and Dimension 4 (connectivity and logistics) with a score of 0.424, while it has a relatively low score in Dimension 2 (financial markets integration) of 0.166.

## UGANDA HUB

The integration performance of the Uganda Hub grouping (consisting of Uganda, Comoros, Djibouti, and Mozambique) is lower (0.256) than the overall performance of IsDB MCs (0.359). Although this grouping has a high score (0.521) in Dimension 1 (trade and investment integration), its performance in Dimension 2 (financial markets integration) of 0.048 brought its overall integration score down.

## CONCLUSION

The aim of this report is to analyze the intra-IsDB integration performance of IsDB MCs in a comprehensive manner by utilizing the IsDB Integration Index results across five key dimensions. The index covers 55 IsDB MCs out of its 57 MCs<sup>7</sup>. It is also worth highlighting that the IsDB Integration Index relatively measures the level of economic integration among IsDB MCs. It does not capture the integration of IsDB MCs to the whole global economy. Therefore, it is possible that the overall IsDB Integration Index scores may be decreasing as IsDB MCs are getting more connected to the global economy. This can happen in a case where the pace of IsDB MCs' economic integration to non-IsDB MCs is higher than that of their integration to other IsDB MCs.

The index uses a two-step PCA method as a weighting procedure for various indicators of intra-IsDB integration by capturing the most variation in the dataset. It is important to note that the process of constructing the IsDB Integration Index is a data-driven exercise with the ultimate aim of measuring the level of intra-IsDB integration in an objective and quantifiable way. As a limitation, the results do not reflect the performance of individual countries in integrating their economies to specific regional sub-groupings in their immediate neighbors. However, subject to data availability, the index could be extended by measuring intra-regional integration trends in various sub-regions of IsDB MCs.

The 2022 index results show that the level of intra-IsDB integration has declined during the last decade, mainly due to a deterioration in trade and investment integration, which has been the largest driver of intra-IsDB integration from 2010 to 2015. It was also found that financial markets integration has contributed the least to intra-IsDB integration due to limited cross-border investments in relatively shallow financial markets.

As indicated by the increasing trend of the KOF Globalization Index for IsDB MCs between 2010 and 2019, it is implied that MCs enhanced their integration to the global economy during the last decade. However, since the results of the IsDB Integration Index indicate a deterioration in economic integration among IsDB MCs, it can be inferred that the economies of IsDB MCs got more integrated with non-IsDB MCs over the last ten years.


The index scores vary largely across IsDB MCs. This reflects the need for the IsDB Group to adopt customized approaches in assisting its MCs to accelerate their intra-IsDB integration efforts. Moreover, the large variation across integration dimensions can also be treated as an opportunity for individual MCs to share best practices to improve integration scores in dimensions where they are lagging. When MCs are grouped by IsDB RHs, it is found that the Headquarters Hub grouping has the highest average index score of intra-IsDB integration. As the Headquarters Hub grouping consists of IsDB MCs that are part of a well-established regional cooperation organization, namely the Gulf Cooperation Council (except Yemen), it is recommended to scale up efforts to forge a closer cooperation between the IsDB Group and relevant regional cooperation organizations to ensure a more balanced intra-IsDB integration trend across the 57 IsDB MCs.

**The large variation across integration dimensions can be treated as an opportunity for individual MCs to share best practices to improve integration scores in dimensions where they are lagging.**

---

<sup>7</sup> Please see footnote 1.

# PART B1: OVERALL INDEX TRENDS



## OVERALL INDEX TRENDS

### IsDB MCs

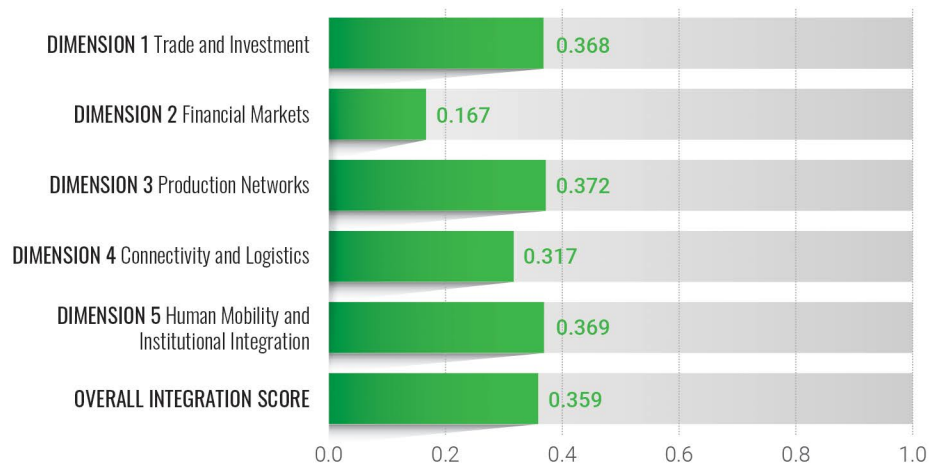
- HIGHLY INTEGRATED WITH OTHER IsDB MCs
- MODERATELY INTEGRATED WITH OTHER IsDB MCs
- WEAKLY INTEGRATED WITH OTHER IsDB MCs
- NOT LISTED DUE TO DATA UNAVAILABILITY



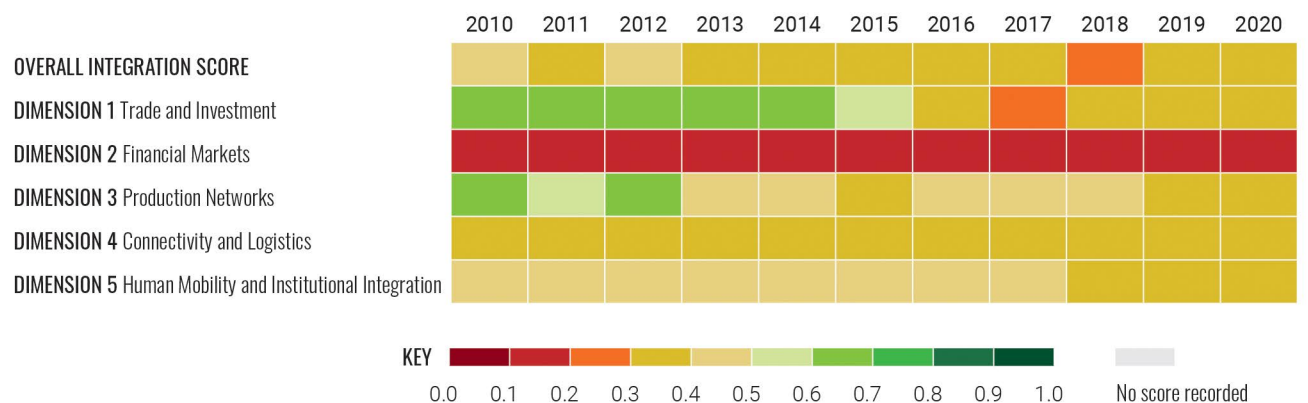
### OVERALL IsDB SCORE



### OVERALL IsDB SCORES BY 5 INTEGRATION DIMENSIONS



### OVERALL IsDB INTEGRATION TRENDS







# PART B2: COUNTRY PROFILES



# COUNTRY PROFILE

## ALBANIA



### COUNTRY SCORE



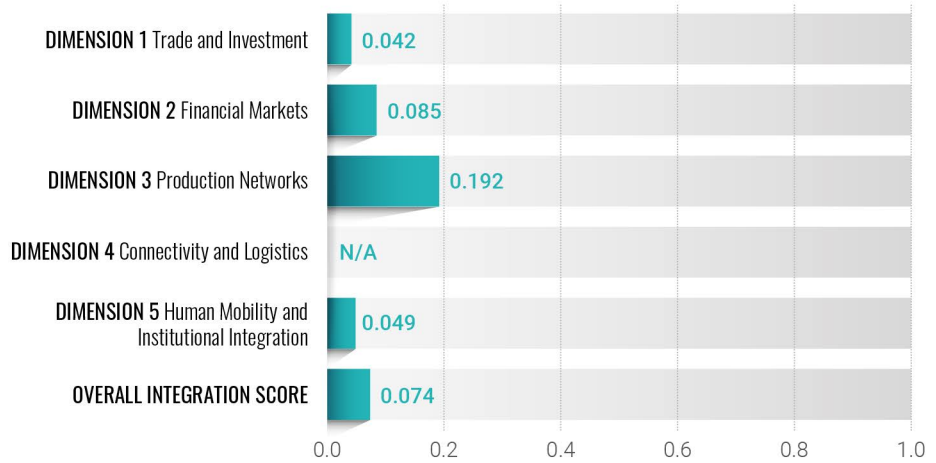
### REGIONAL HUB SCORE



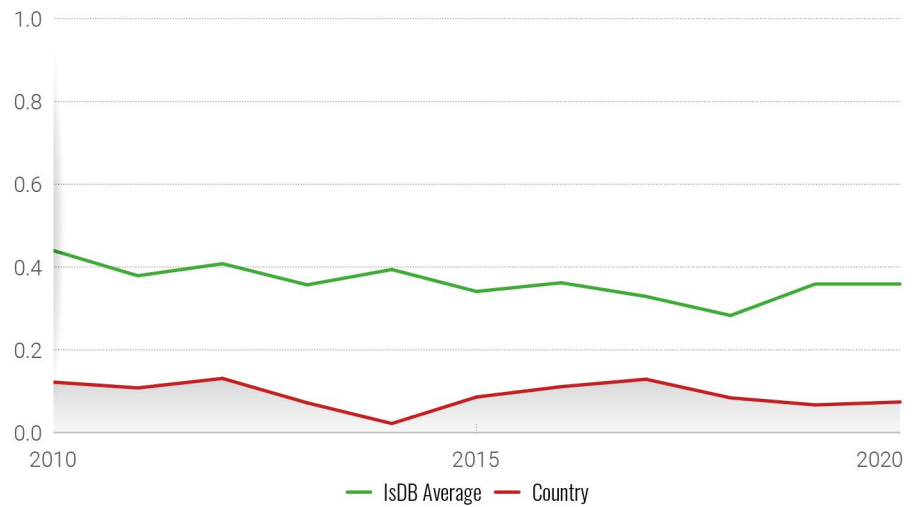
### ISDB SCORE



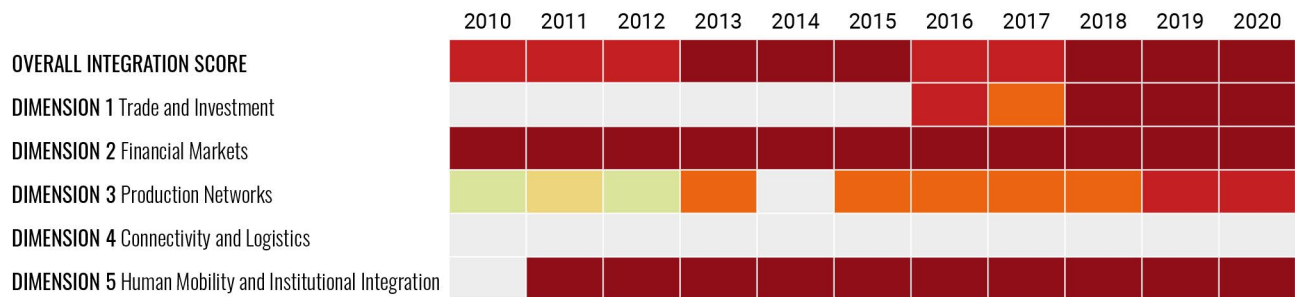
### COUNTRY SCORES BY 5 INTEGRATION DIMENSIONS



### OVERALL INTEGRATION SCORE TRENDS: COUNTRY vs ISDB AVERAGE



### COUNTRY INTEGRATION TRENDS



# COUNTRY PROFILE

## ALGERIA



### COUNTRY SCORE



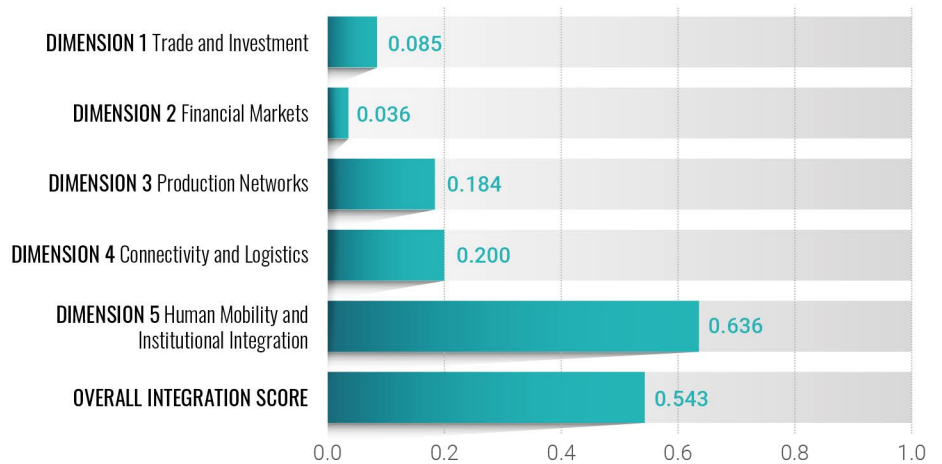
### REGIONAL HUB SCORE



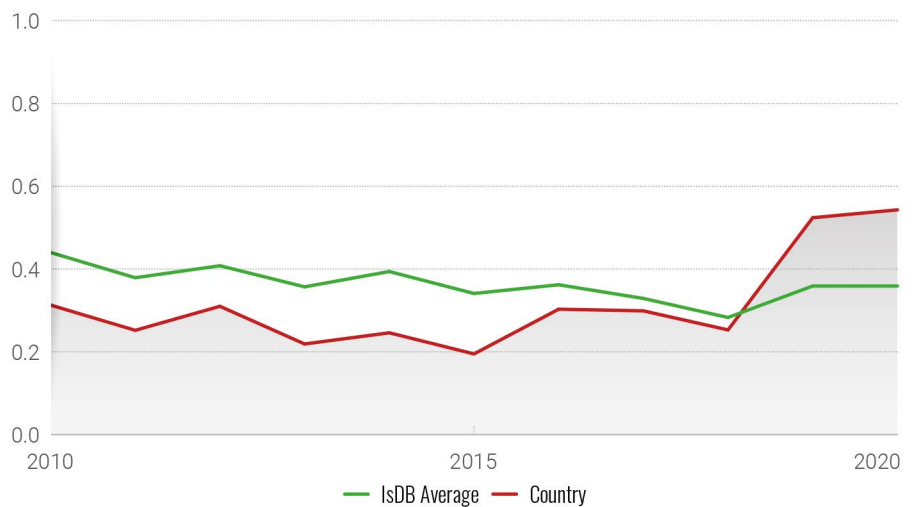
### ISDB SCORE



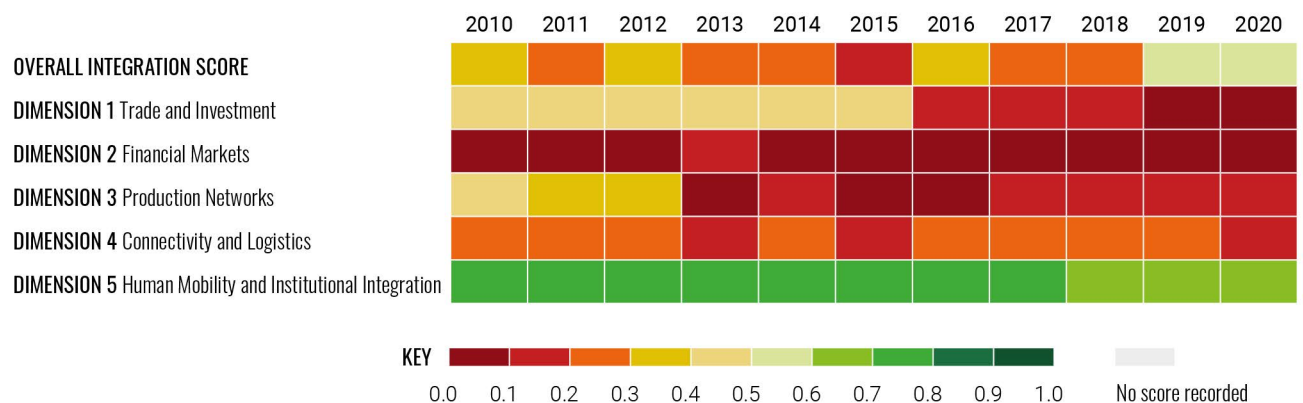
### COUNTRY SCORES BY 5 INTEGRATION DIMENSIONS



### OVERALL INTEGRATION SCORE TRENDS: COUNTRY vs ISDB AVERAGE



### COUNTRY INTEGRATION TRENDS



# COUNTRY PROFILE AZERBAIJAN



## COUNTRY SCORE



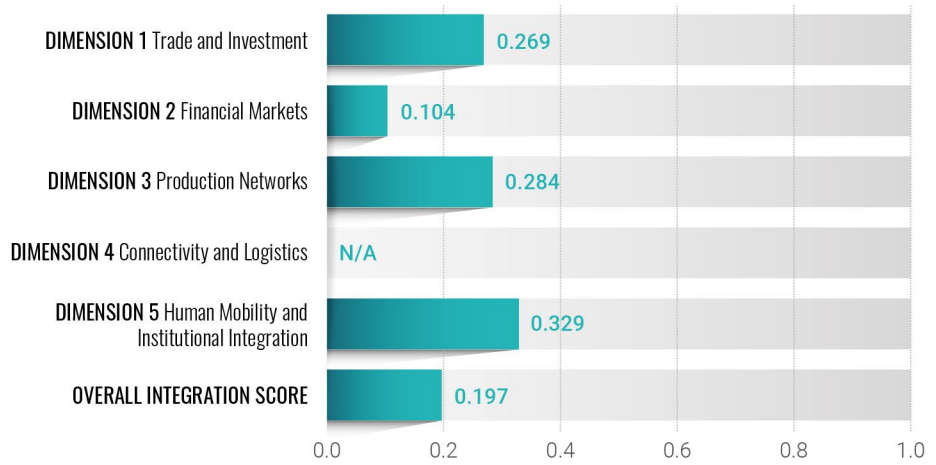
## REGIONAL HUB SCORE



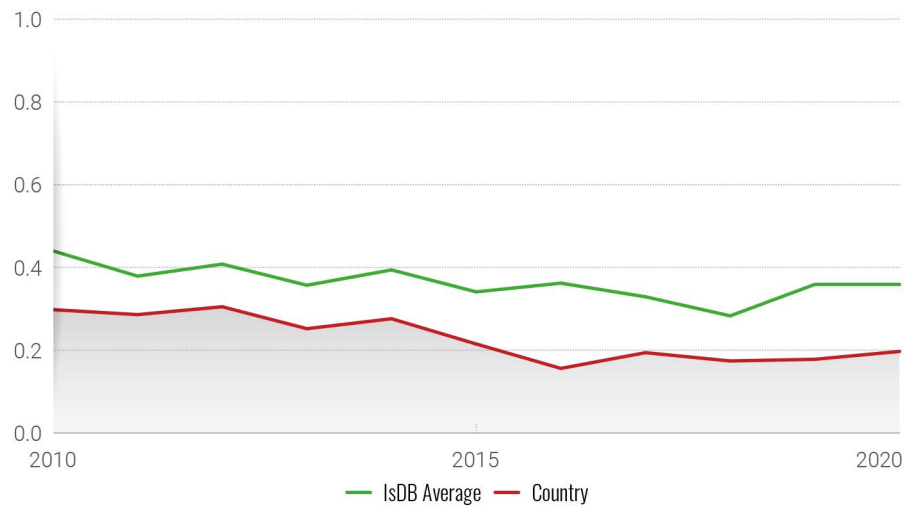
## ISDB SCORE



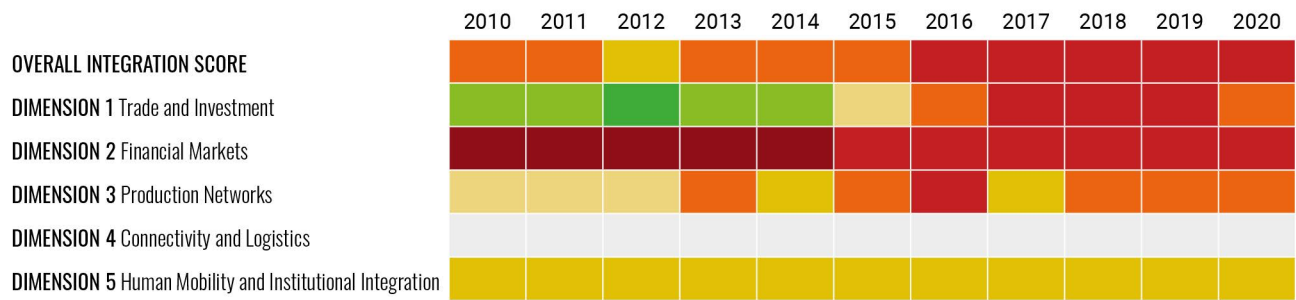
## COUNTRY SCORES BY 5 INTEGRATION DIMENSIONS



## OVERALL INTEGRATION SCORE TRENDS: COUNTRY vs ISDB AVERAGE



## COUNTRY INTEGRATION TRENDS

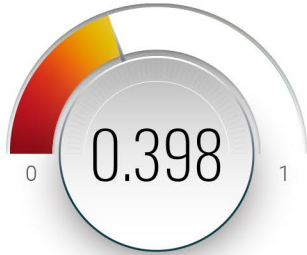


# COUNTRY PROFILE

## BAHRAIN



### COUNTRY SCORE



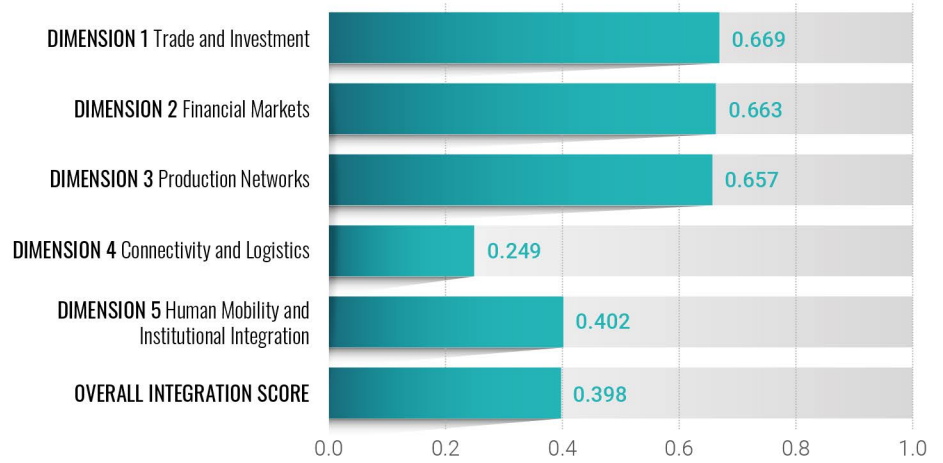
### REGIONAL HUB SCORE



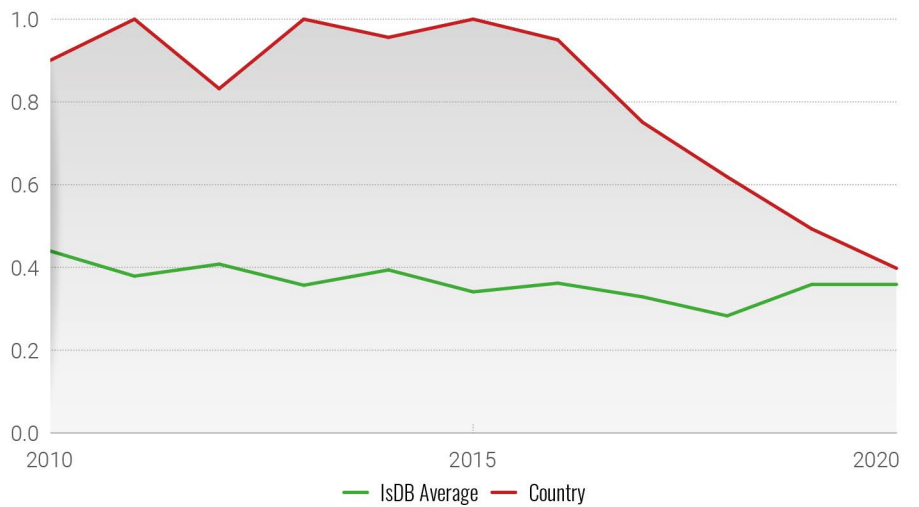
### ISDB SCORE



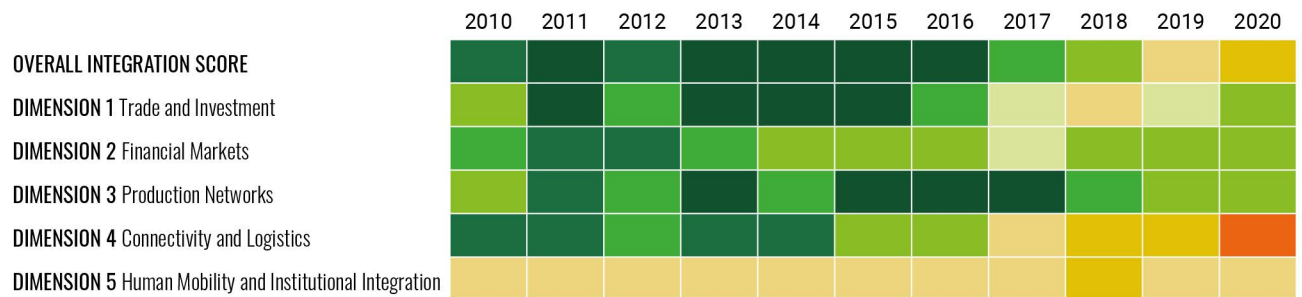
### COUNTRY SCORES BY 5 INTEGRATION DIMENSIONS



### OVERALL INTEGRATION SCORE TRENDS: COUNTRY vs ISDB AVERAGE



### COUNTRY INTEGRATION TRENDS



# COUNTRY PROFILE

## BANGLADESH



### COUNTRY SCORE



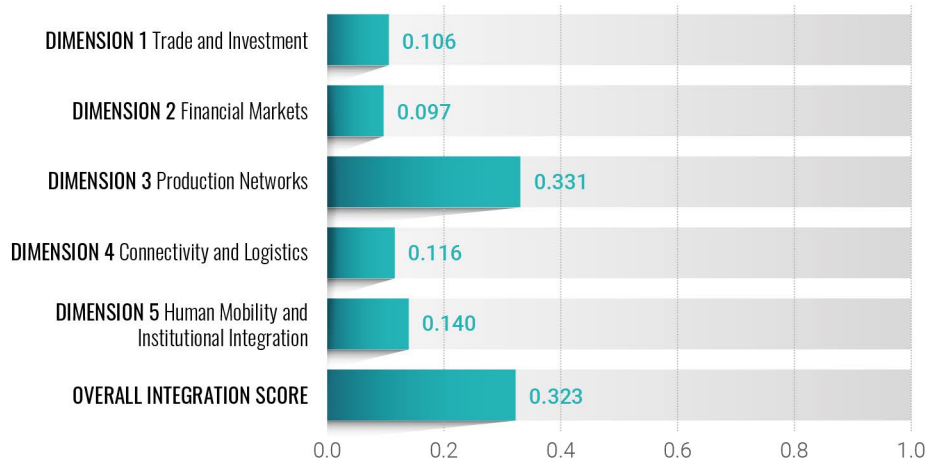
### REGIONAL HUB SCORE



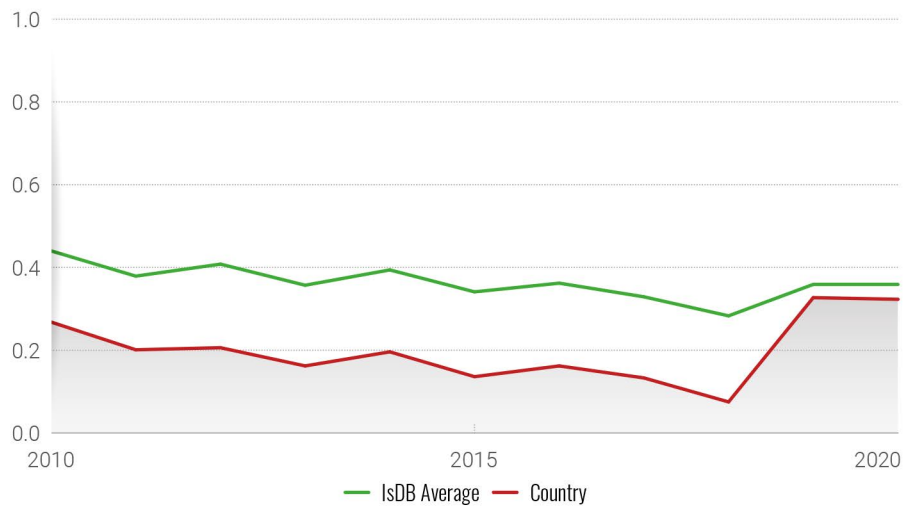
### ISDB SCORE



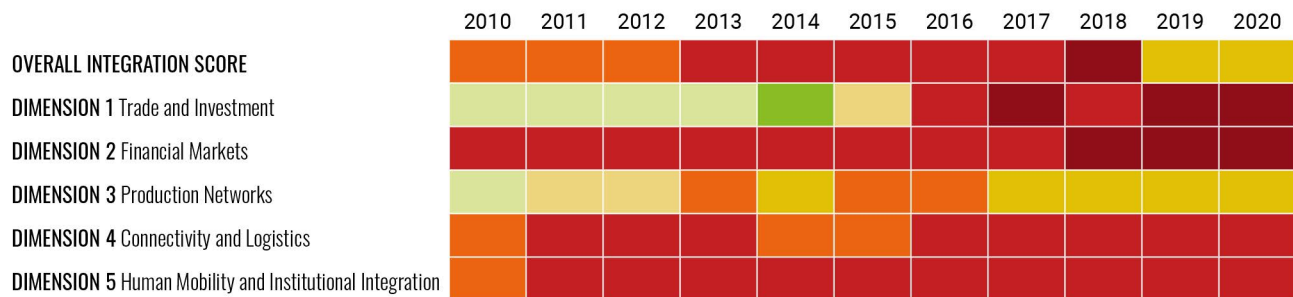
### COUNTRY SCORES BY 5 INTEGRATION DIMENSIONS



### OVERALL INTEGRATION SCORE TRENDS: COUNTRY vs ISDB AVERAGE



### COUNTRY INTEGRATION TRENDS



# COUNTRY PROFILE

## BENIN



### COUNTRY SCORE



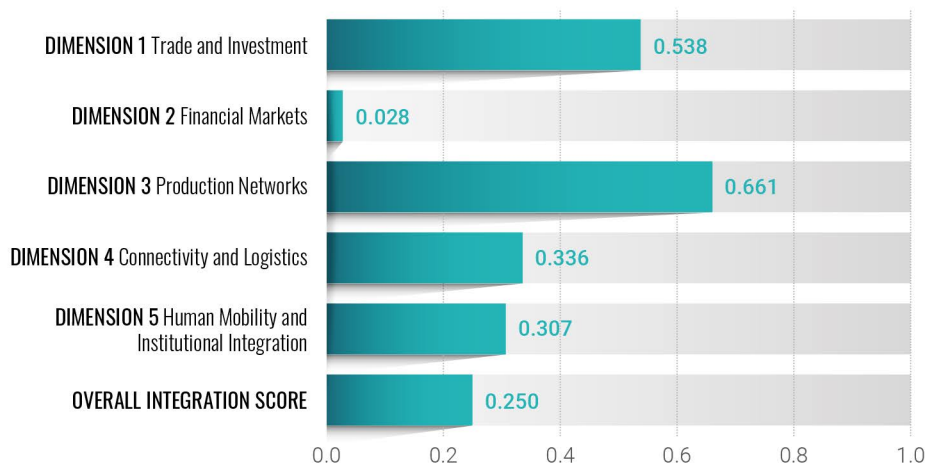
### REGIONAL HUB SCORE



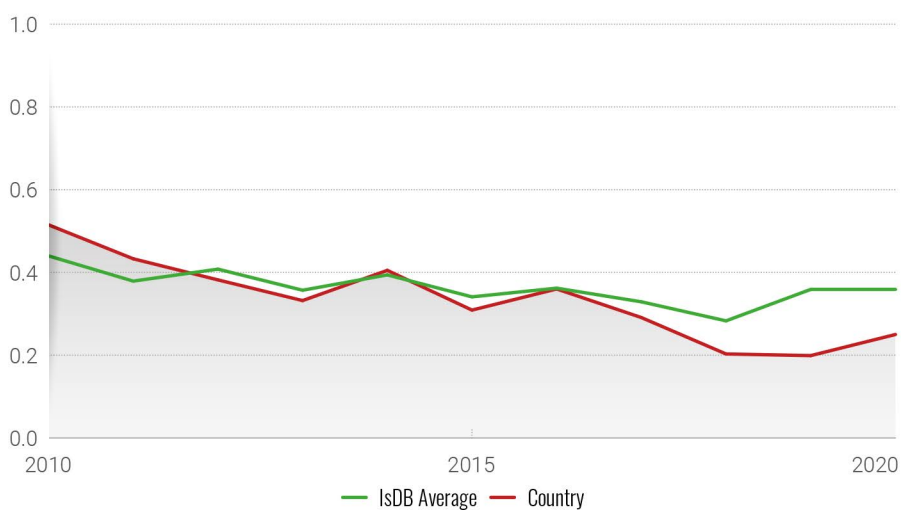
### ISDB SCORE



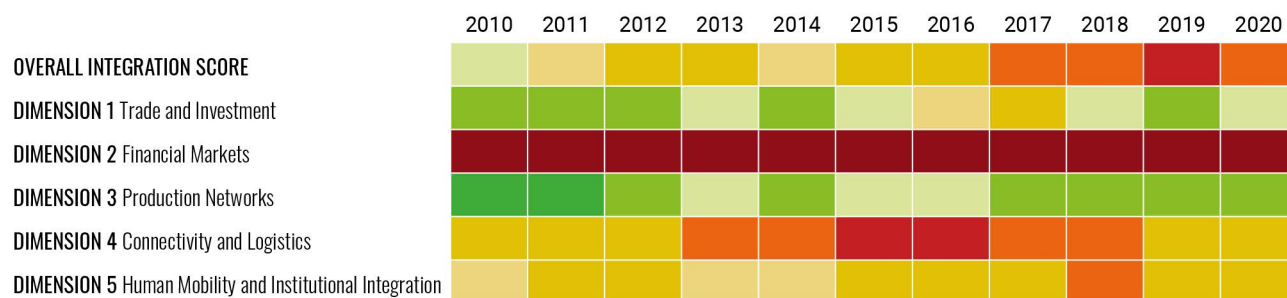
### COUNTRY SCORES BY 5 INTEGRATION DIMENSIONS



### OVERALL INTEGRATION SCORE TRENDS: COUNTRY vs ISDB AVERAGE



### COUNTRY INTEGRATION TRENDS



# COUNTRY PROFILE

## BRUNEI



### COUNTRY SCORE



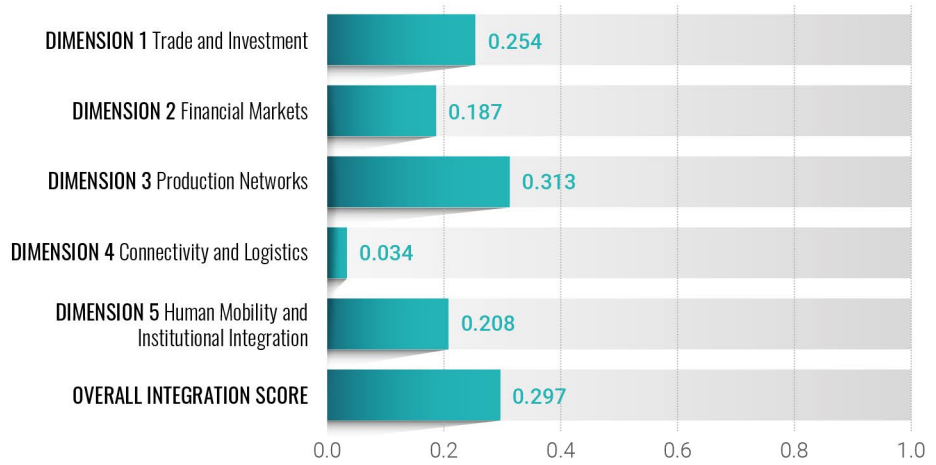
### REGIONAL HUB SCORE



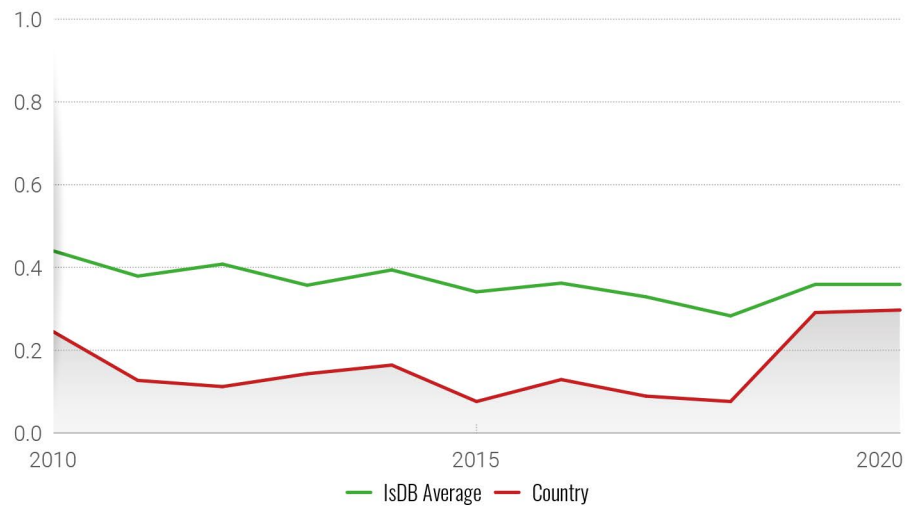
### ISDB SCORE



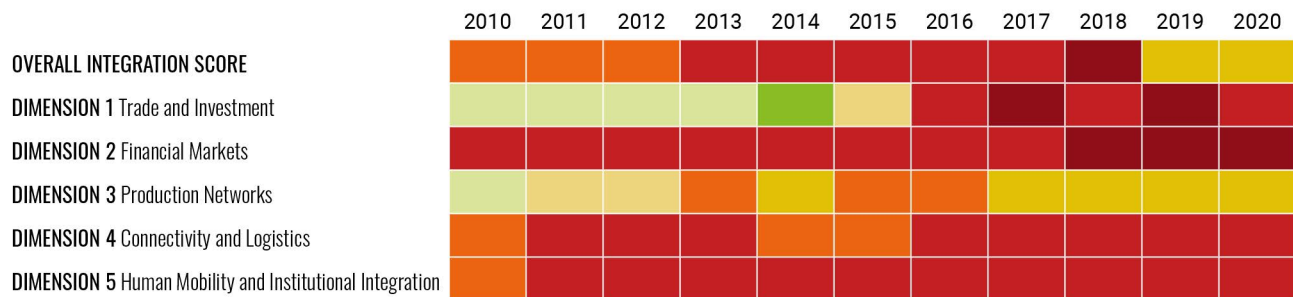
### COUNTRY SCORES BY 5 INTEGRATION DIMENSIONS



### OVERALL INTEGRATION SCORE TRENDS: COUNTRY vs ISDB AVERAGE



### COUNTRY INTEGRATION TRENDS





# COUNTRY PROFILE

## BURKINA FASO



### COUNTRY SCORE



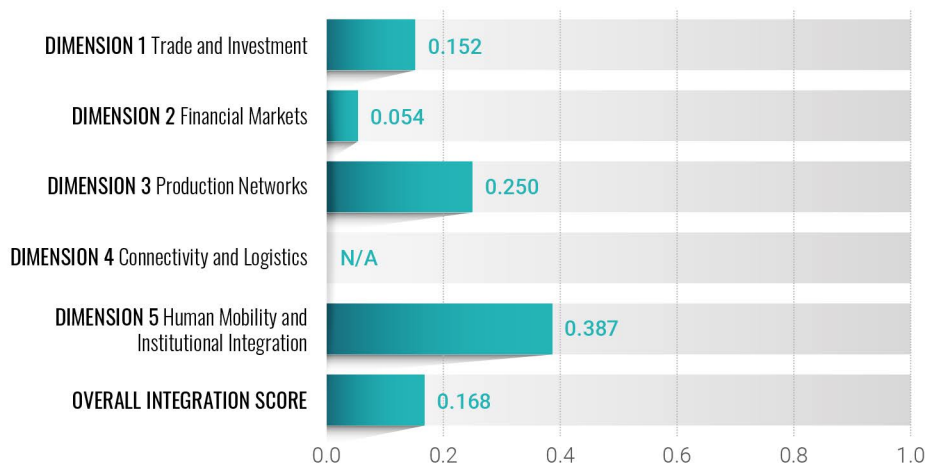
### REGIONAL HUB SCORE



### ISDB SCORE



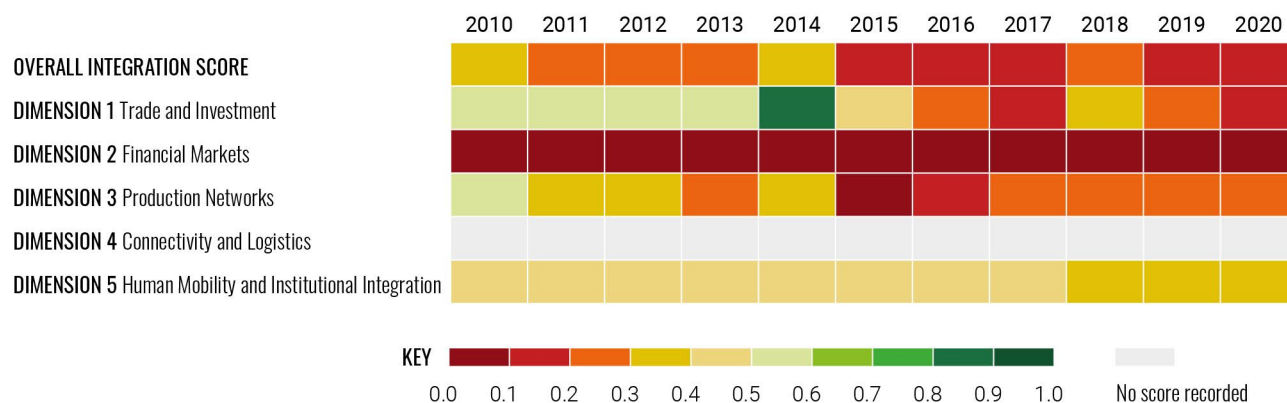
### COUNTRY SCORES BY 5 INTEGRATION DIMENSIONS



### OVERALL INTEGRATION SCORE TRENDS: COUNTRY vs ISDB AVERAGE



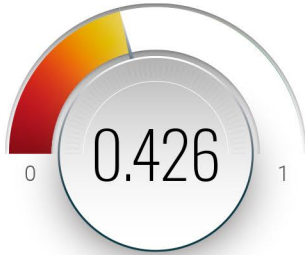
### COUNTRY INTEGRATION TRENDS



# COUNTRY PROFILE CAMEROON



## COUNTRY SCORE



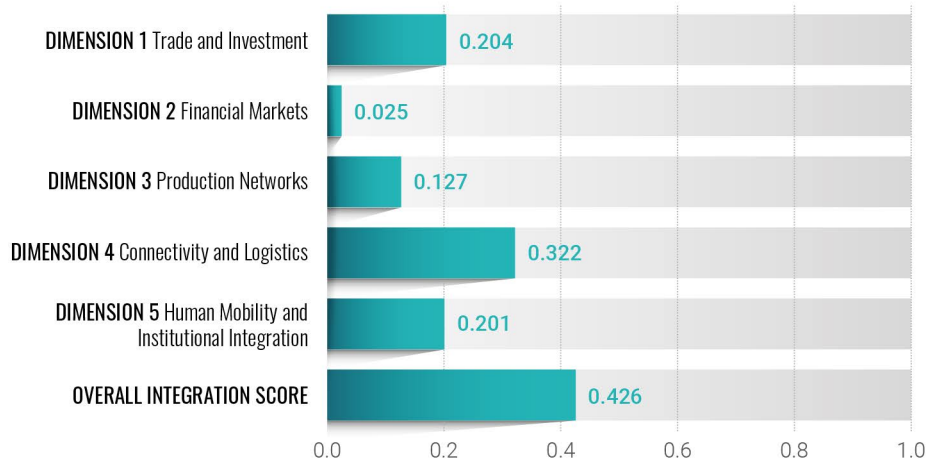
## REGIONAL HUB SCORE



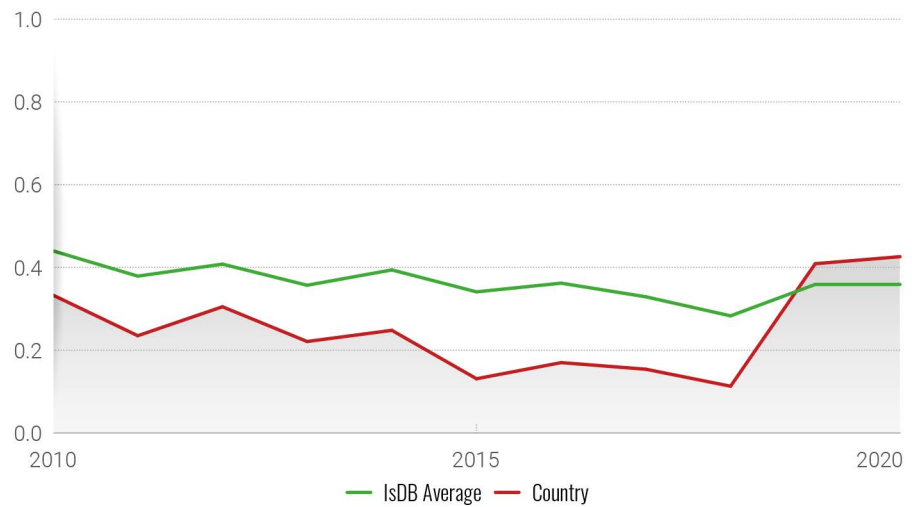
## ISDB SCORE



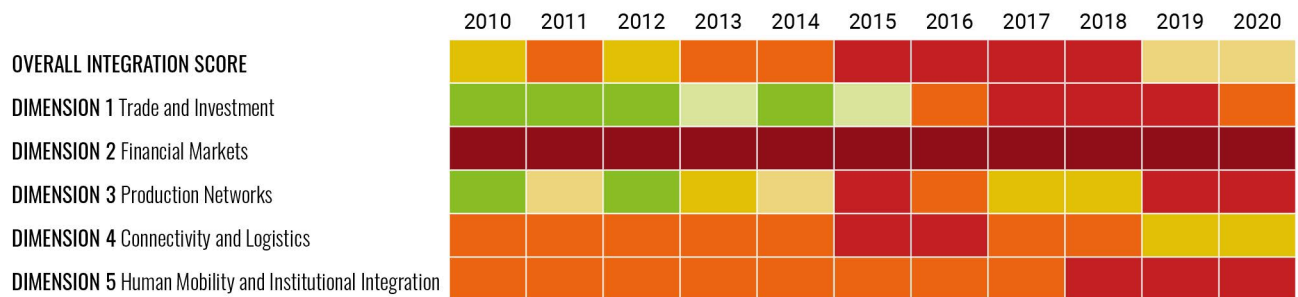
## COUNTRY SCORES BY 5 INTEGRATION DIMENSIONS



## OVERALL INTEGRATION SCORE TRENDS: COUNTRY vs ISDB AVERAGE




## COUNTRY INTEGRATION TRENDS



# COUNTRY PROFILE

## CHAD



### COUNTRY SCORE



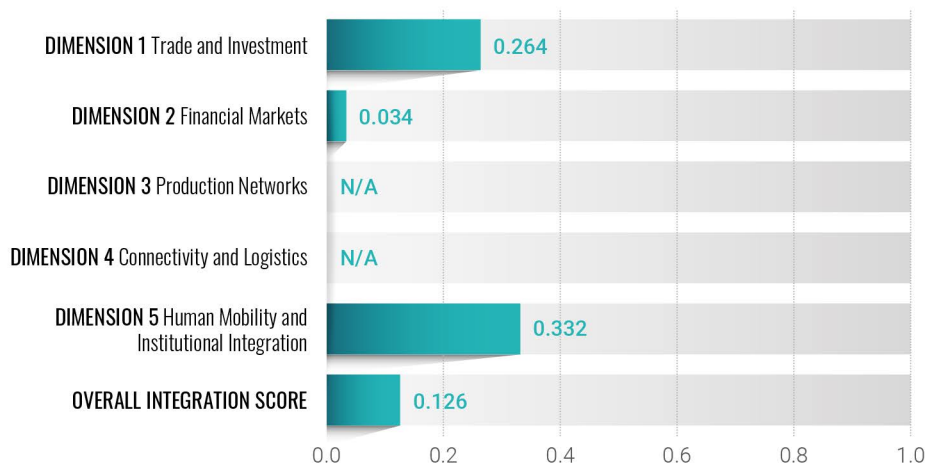
### REGIONAL HUB SCORE



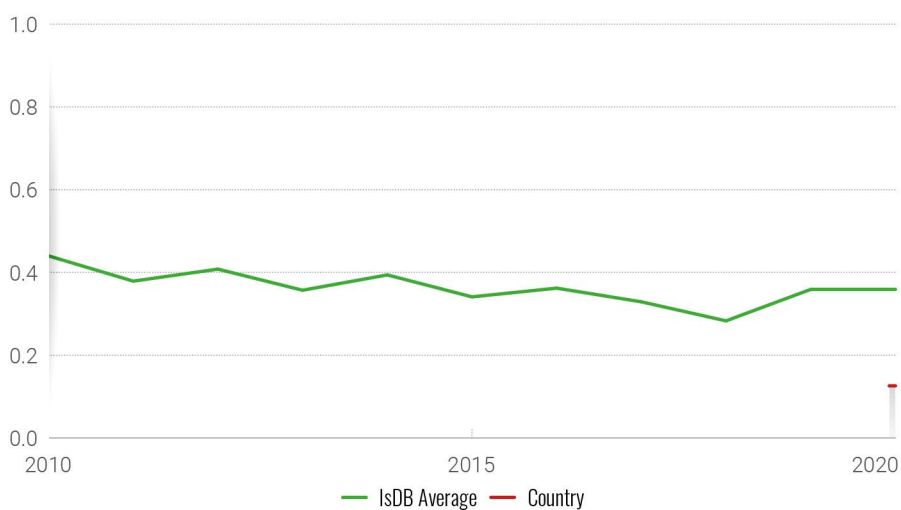
### ISDB SCORE



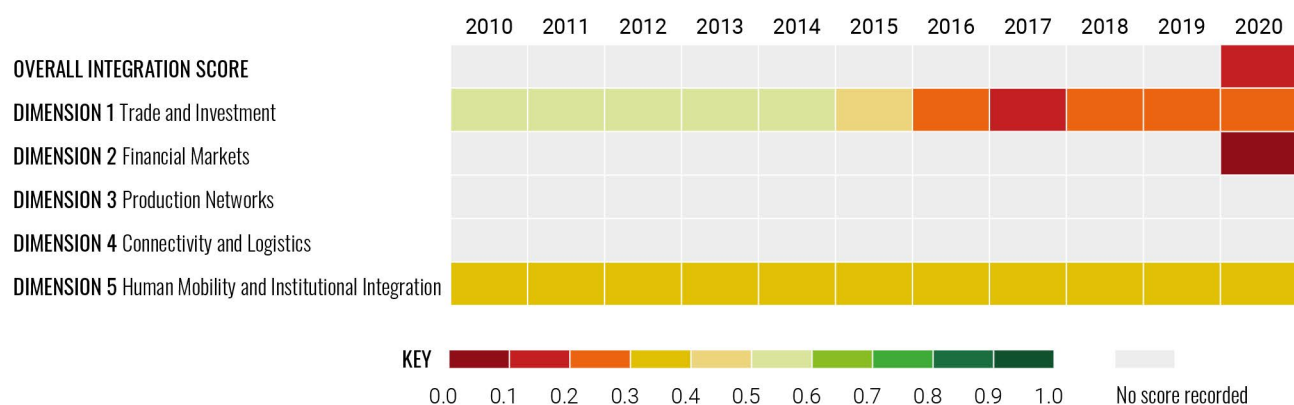
### COUNTRY SCORES BY 5 INTEGRATION DIMENSIONS



### OVERALL INTEGRATION SCORE TRENDS: COUNTRY vs ISDB AVERAGE



### COUNTRY INTEGRATION TRENDS



# COUNTRY PROFILE

## COMOROS



### COUNTRY SCORE



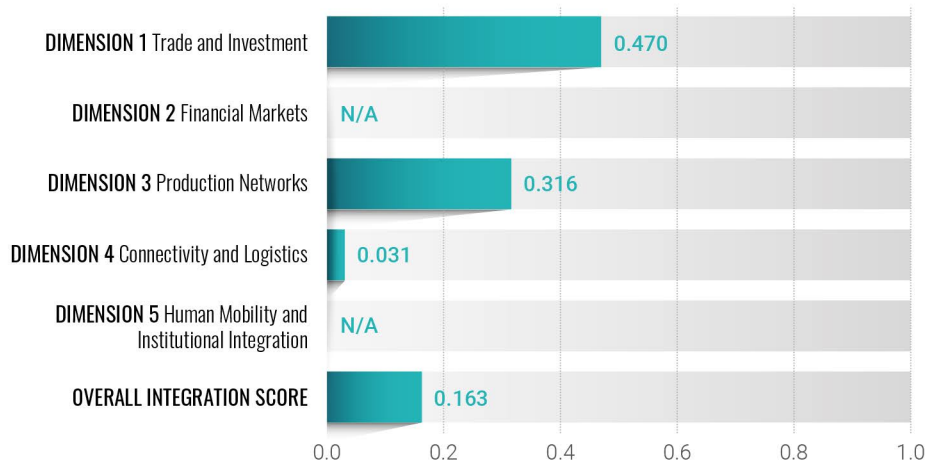
### REGIONAL HUB SCORE



### ISDB SCORE



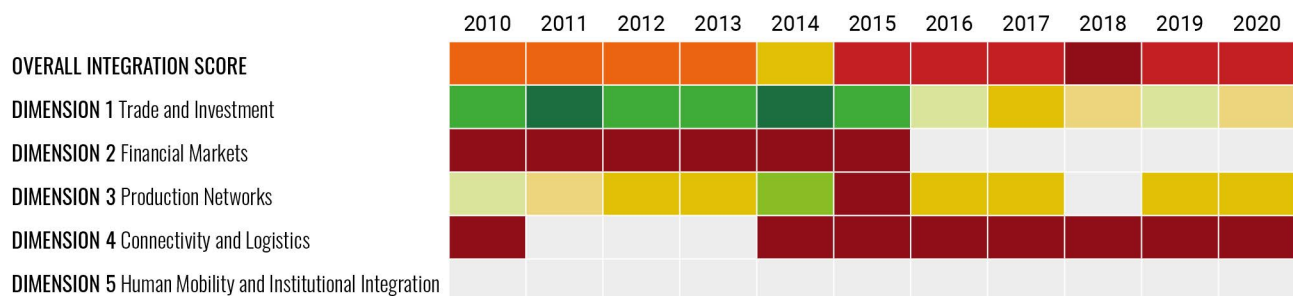
### COUNTRY SCORES BY 5 INTEGRATION DIMENSIONS



### OVERALL INTEGRATION SCORE TRENDS: COUNTRY vs ISDB AVERAGE



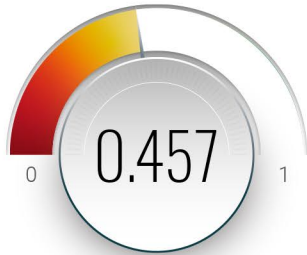
### COUNTRY INTEGRATION TRENDS



# COUNTRY PROFILE CÔTE D'IVOIRE



## COUNTRY SCORE



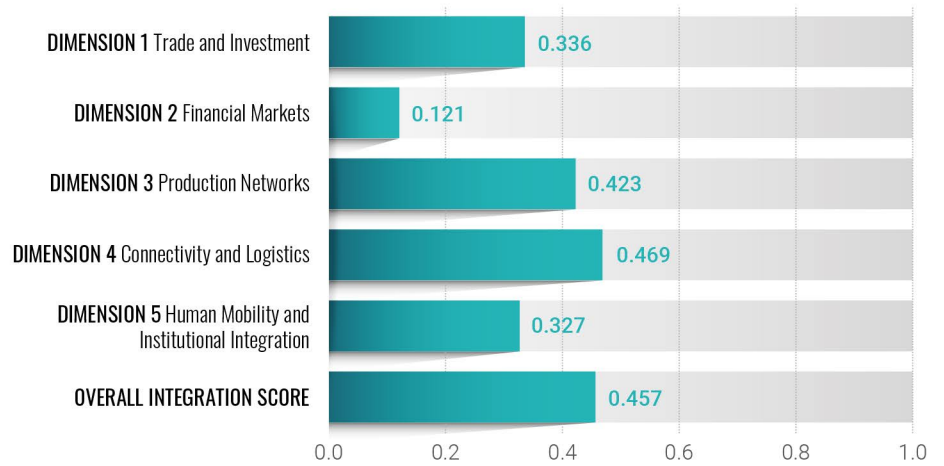
## REGIONAL HUB SCORE



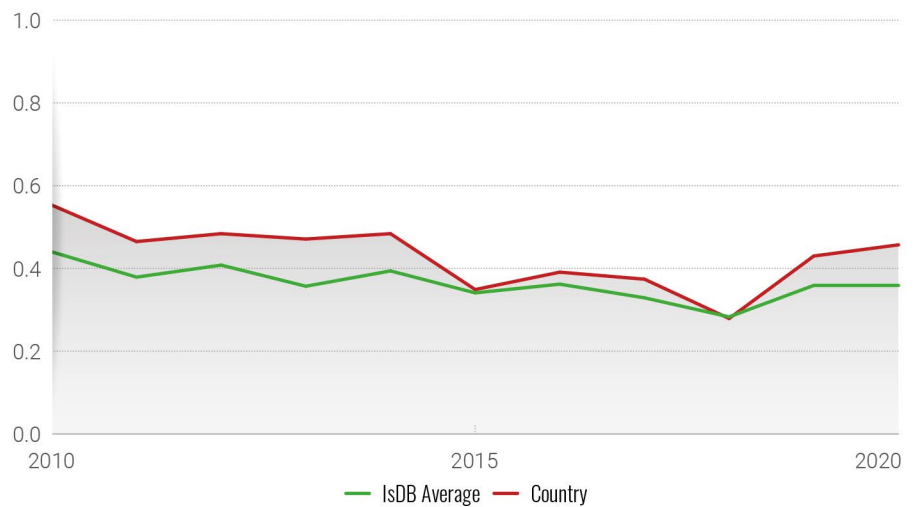
## ISDB SCORE



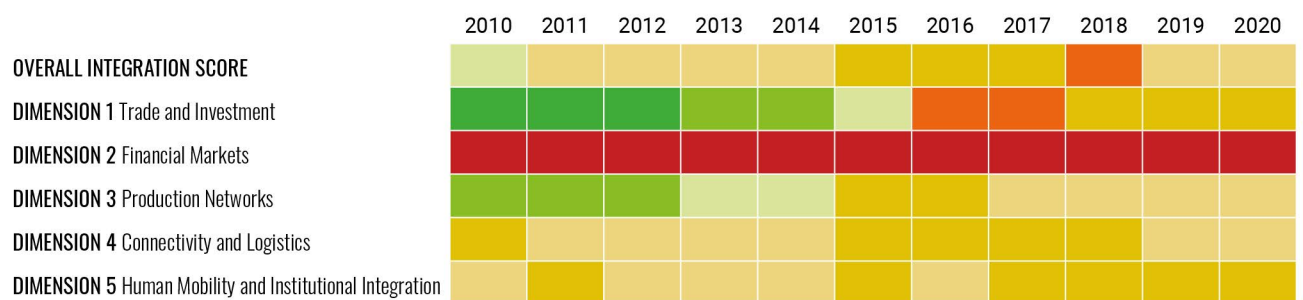
## COUNTRY SCORES BY 5 INTEGRATION DIMENSIONS



## OVERALL INTEGRATION SCORE TRENDS: COUNTRY vs ISDB AVERAGE



## COUNTRY INTEGRATION TRENDS



# COUNTRY PROFILE

## DJIBOUTI



### COUNTRY SCORE



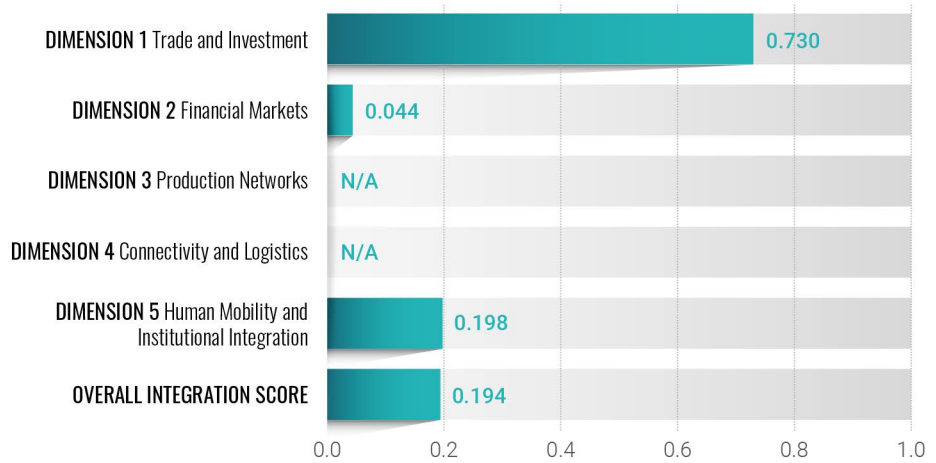
### REGIONAL HUB SCORE



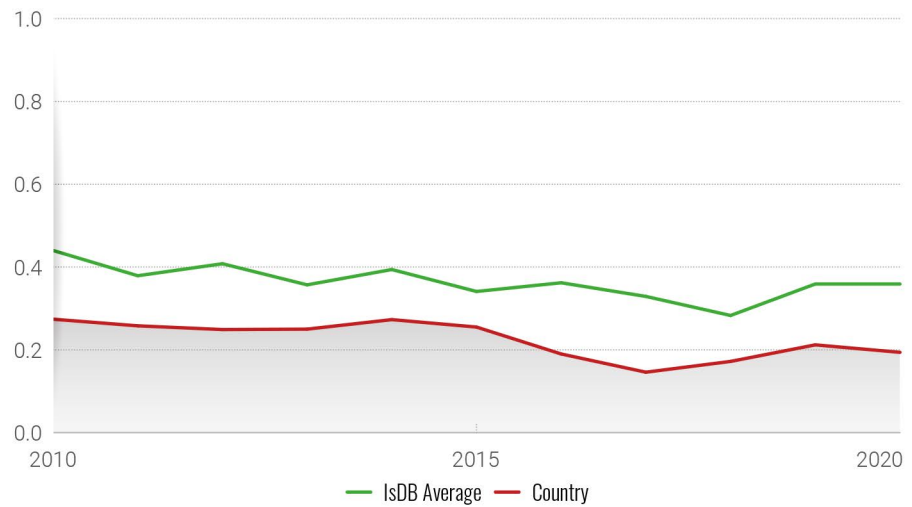
### ISDB SCORE



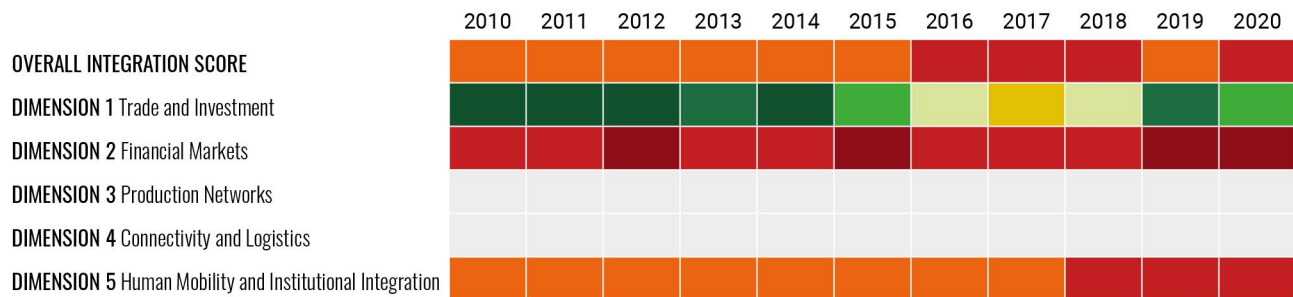
### COUNTRY SCORES BY 5 INTEGRATION DIMENSIONS



### OVERALL INTEGRATION SCORE TRENDS: COUNTRY vs ISDB AVERAGE



### COUNTRY INTEGRATION TRENDS

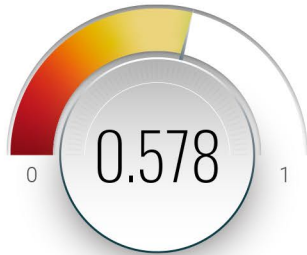


# COUNTRY PROFILE

## EGYPT



### COUNTRY SCORE



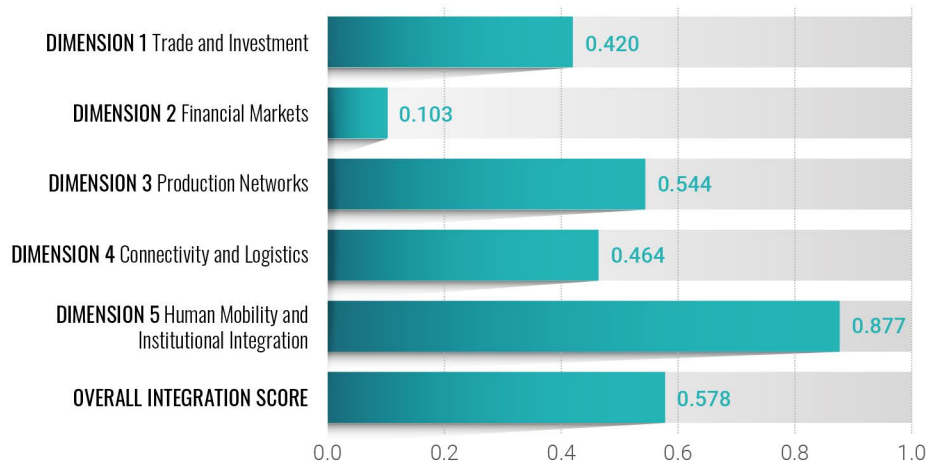
### REGIONAL HUB SCORE



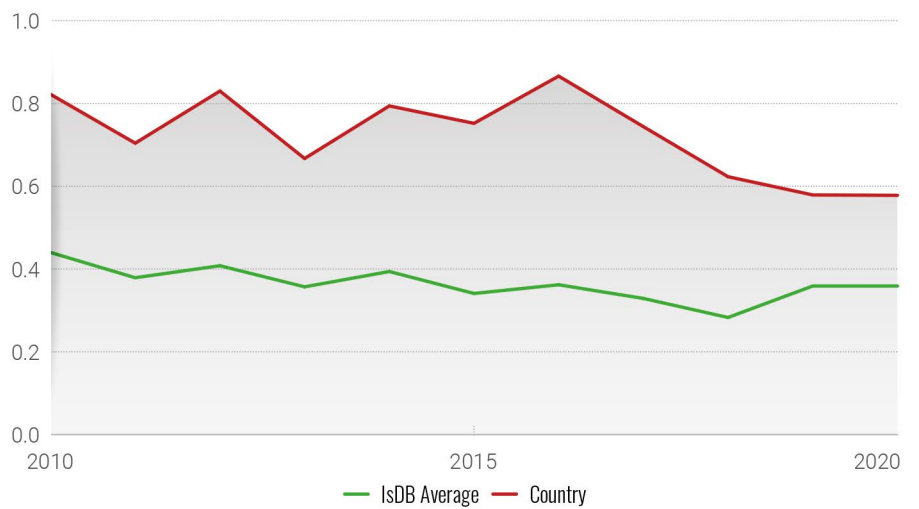
### ISDB SCORE



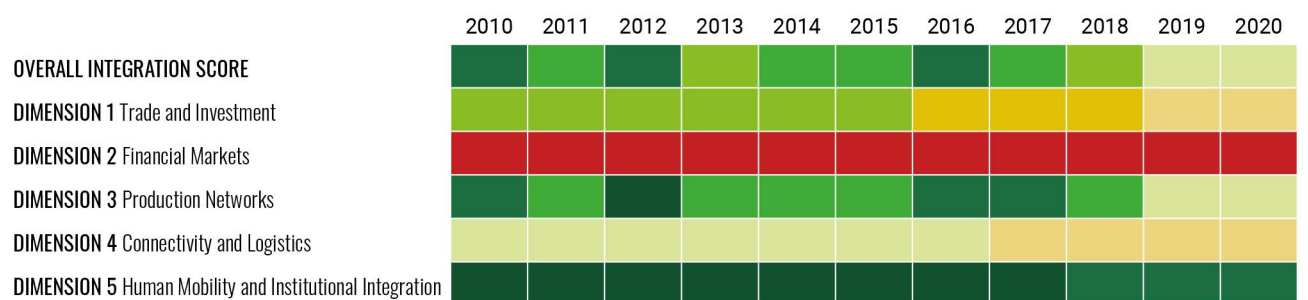
### COUNTRY SCORES BY 5 INTEGRATION DIMENSIONS



### OVERALL INTEGRATION SCORE TRENDS: COUNTRY vs ISDB AVERAGE



### COUNTRY INTEGRATION TRENDS



# COUNTRY PROFILE

## GABON



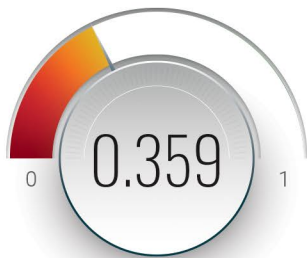
### COUNTRY SCORE



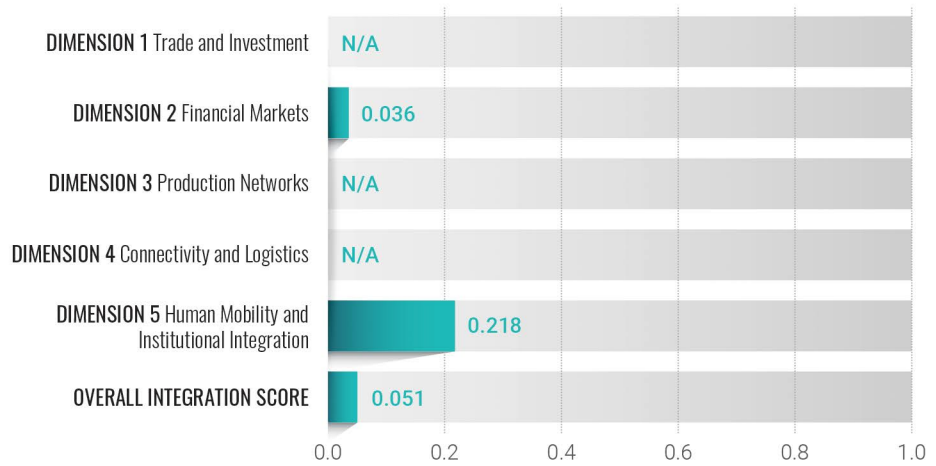
### REGIONAL HUB SCORE



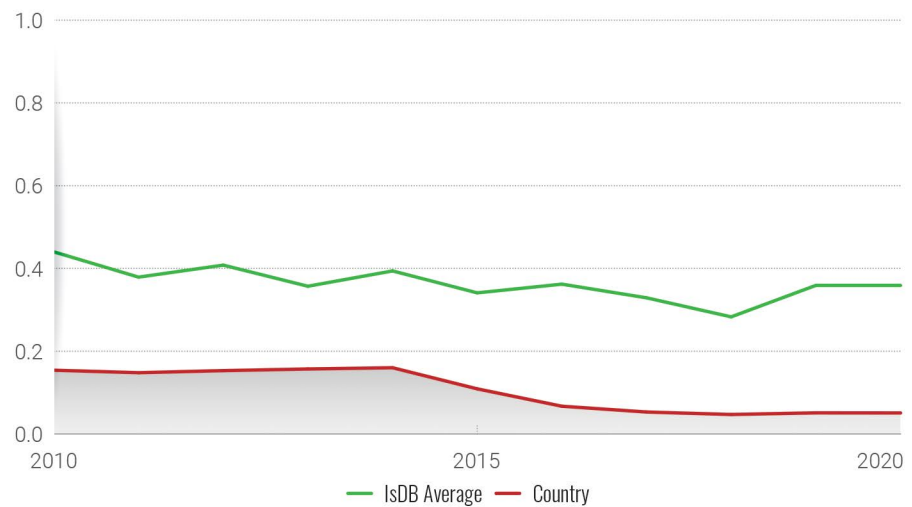
### ISDB SCORE



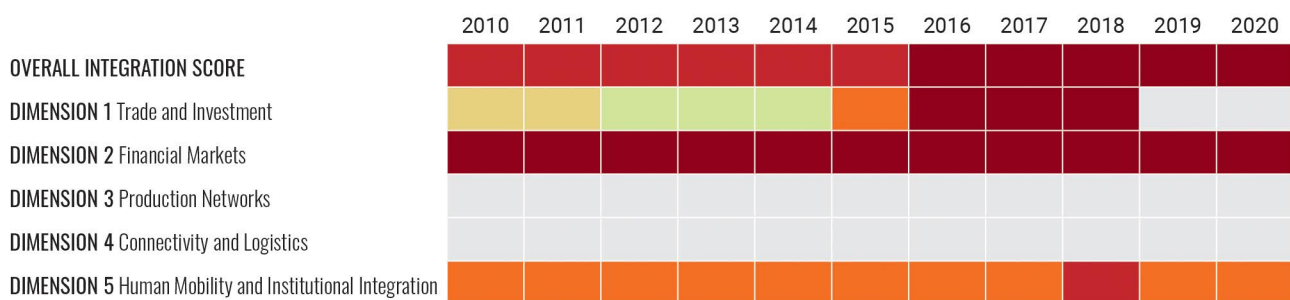
### COUNTRY SCORES BY 5 INTEGRATION DIMENSIONS



### OVERALL INTEGRATION SCORE TRENDS: COUNTRY vs ISDB AVERAGE




### COUNTRY INTEGRATION TRENDS





# COUNTRY PROFILE

## GAMBIA



### COUNTRY SCORE



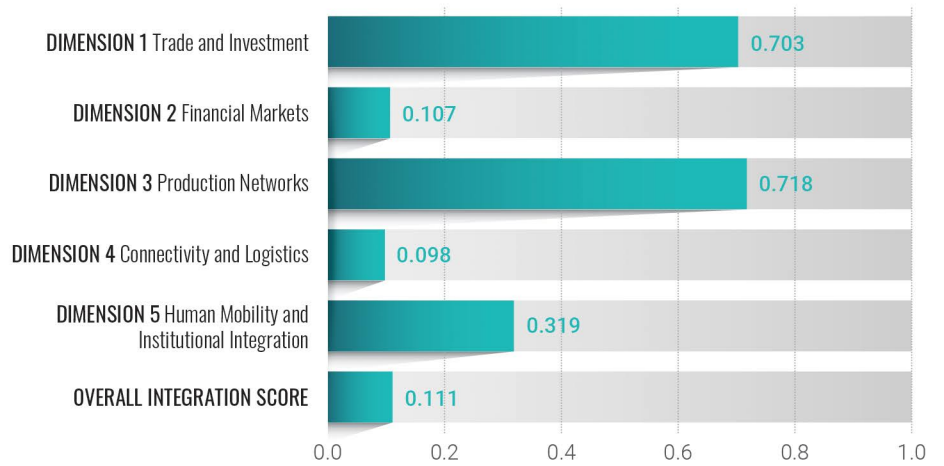
### REGIONAL HUB SCORE



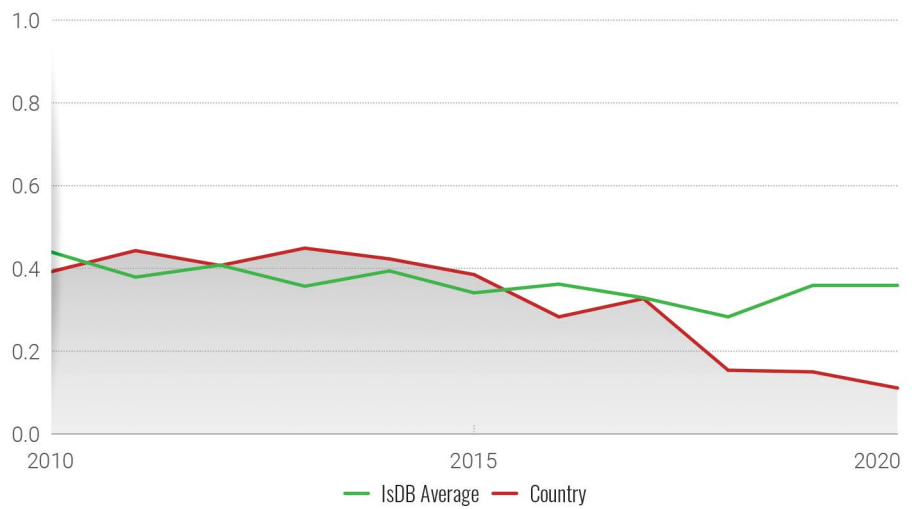
### IsDB SCORE



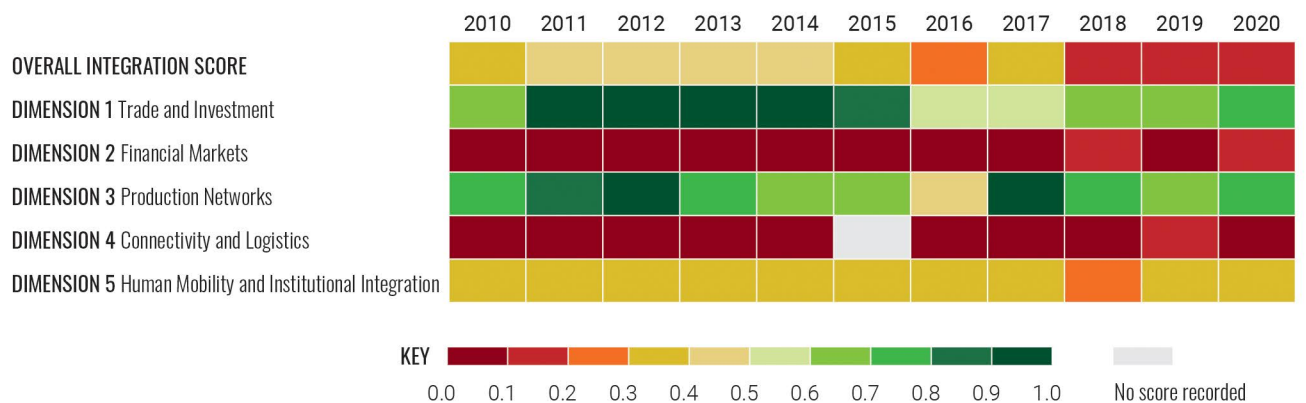
### COUNTRY SCORES BY 5 INTEGRATION DIMENSIONS



### OVERALL INTEGRATION SCORE TRENDS: COUNTRY vs IsDB AVERAGE




### COUNTRY INTEGRATION TRENDS




# COUNTRY PROFILE

## GUINEA



### COUNTRY SCORE



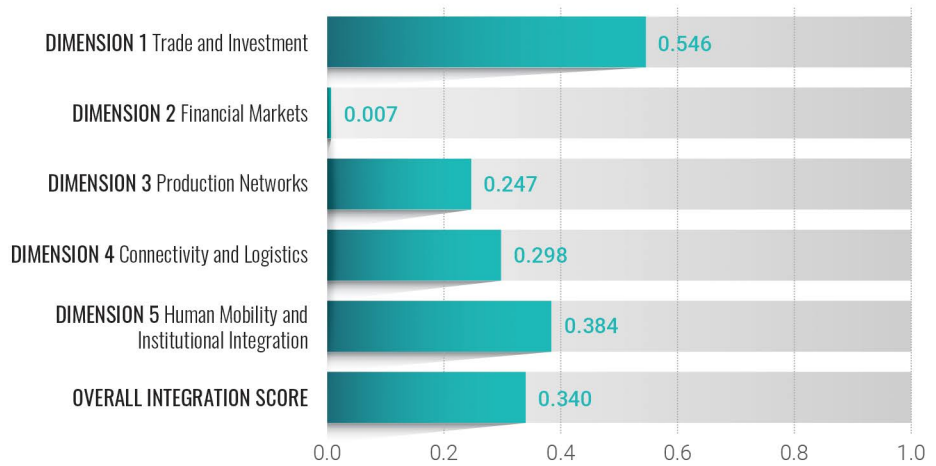
### REGIONAL HUB SCORE



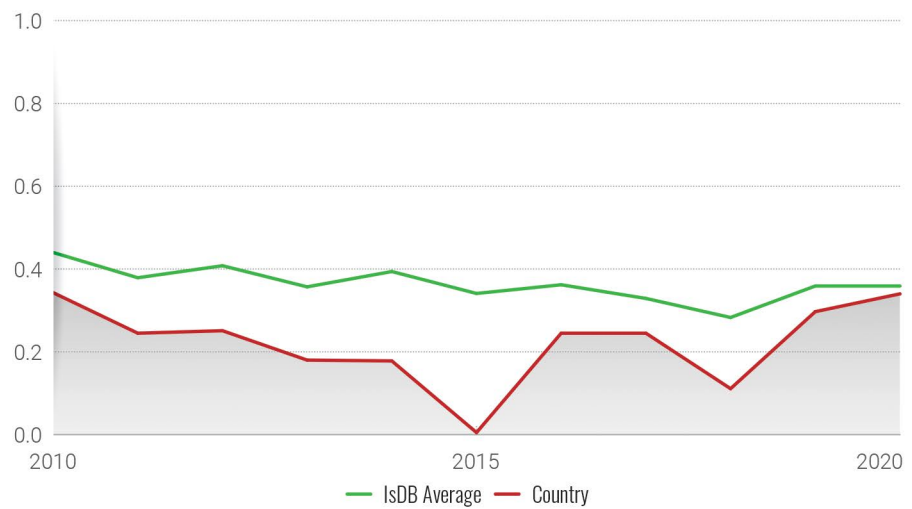
### ISDB SCORE



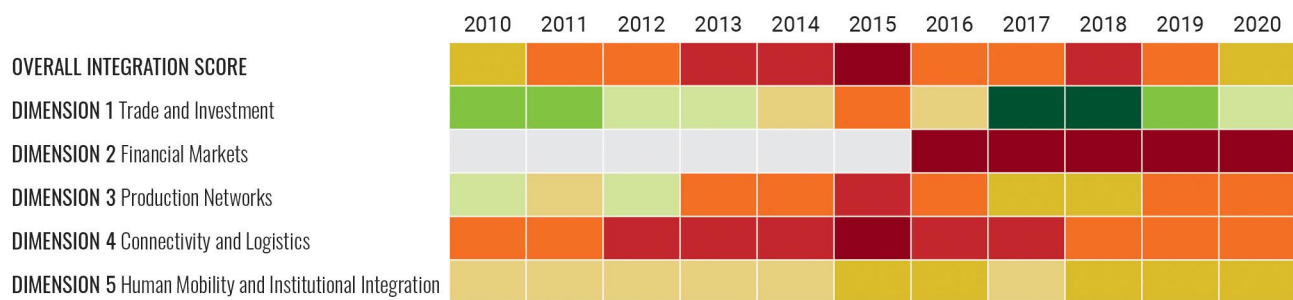
### COUNTRY SCORES BY 5 INTEGRATION DIMENSIONS



### OVERALL INTEGRATION SCORE TRENDS: COUNTRY vs ISDB AVERAGE



### COUNTRY INTEGRATION TRENDS



# COUNTRY PROFILE

## GUINEA-BISSAU



### COUNTRY SCORE



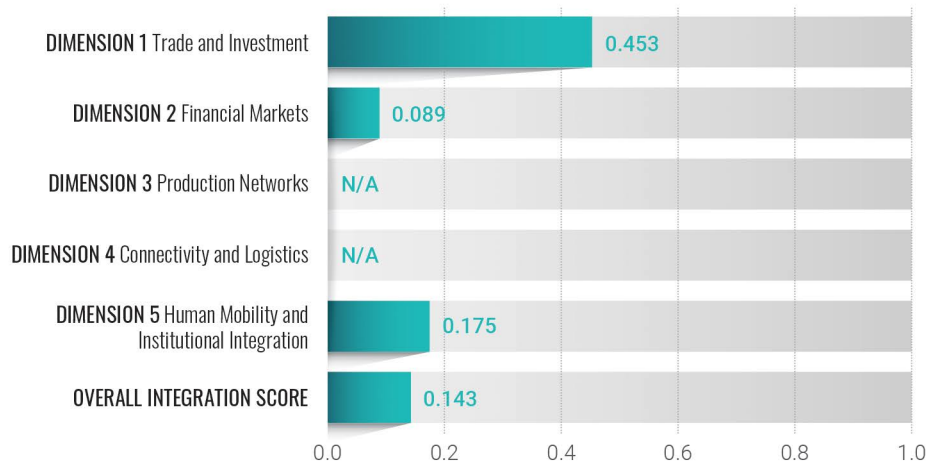
### REGIONAL HUB SCORE



### IsDB SCORE



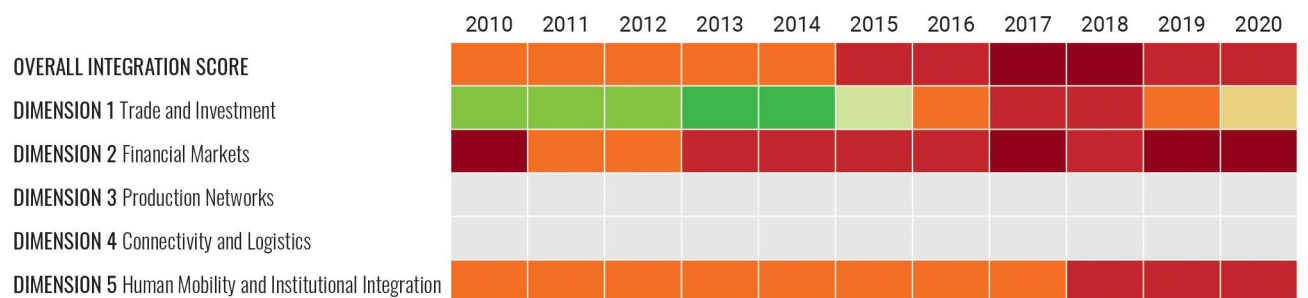
### COUNTRY SCORES BY 5 INTEGRATION DIMENSIONS



### OVERALL INTEGRATION SCORE TRENDS: COUNTRY vs IsDB AVERAGE



### COUNTRY INTEGRATION TRENDS



# COUNTRY PROFILE

## GUYANA



### COUNTRY SCORE



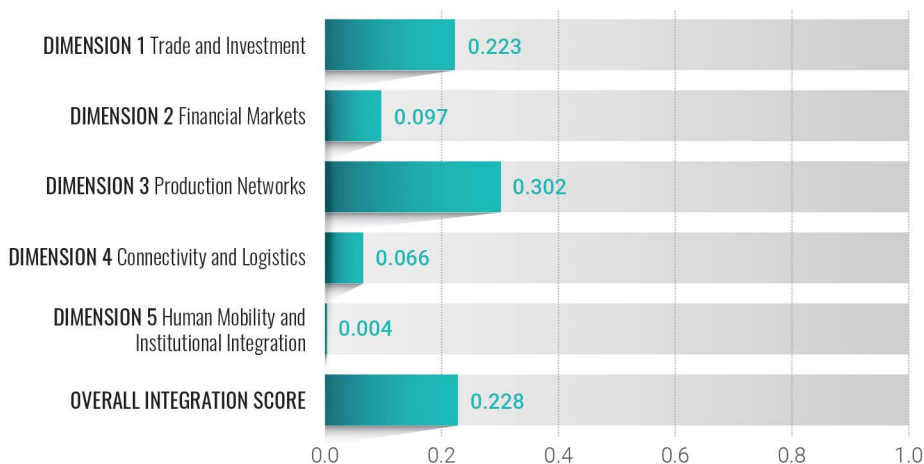
### REGIONAL HUB SCORE



### ISDB SCORE



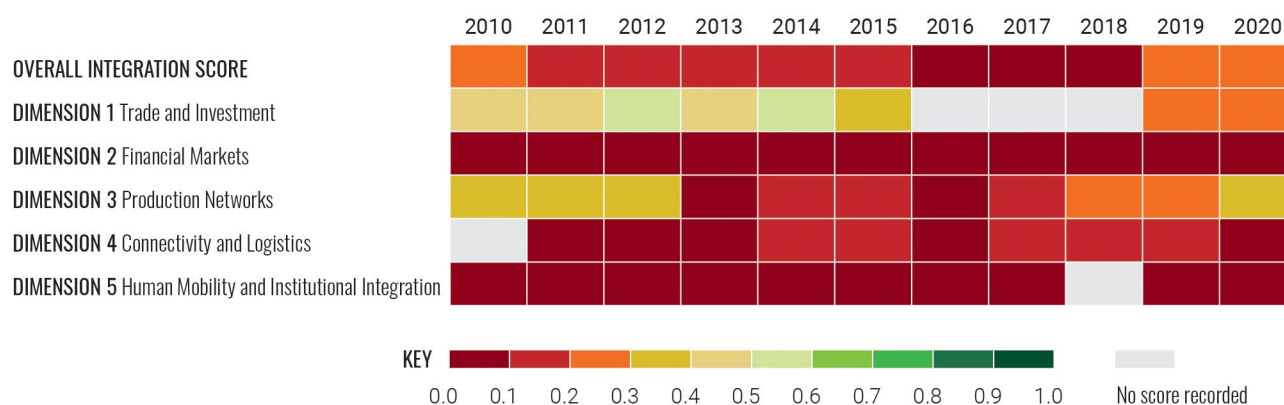
### COUNTRY SCORES BY 5 INTEGRATION DIMENSIONS




### OVERALL INTEGRATION SCORE TRENDS: COUNTRY vs ISDB AVERAGE



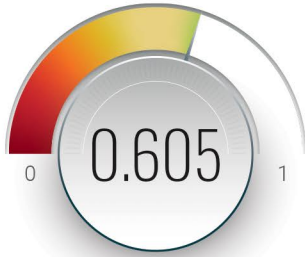
### COUNTRY INTEGRATION TRENDS



# COUNTRY PROFILE INDONESIA



## COUNTRY SCORE



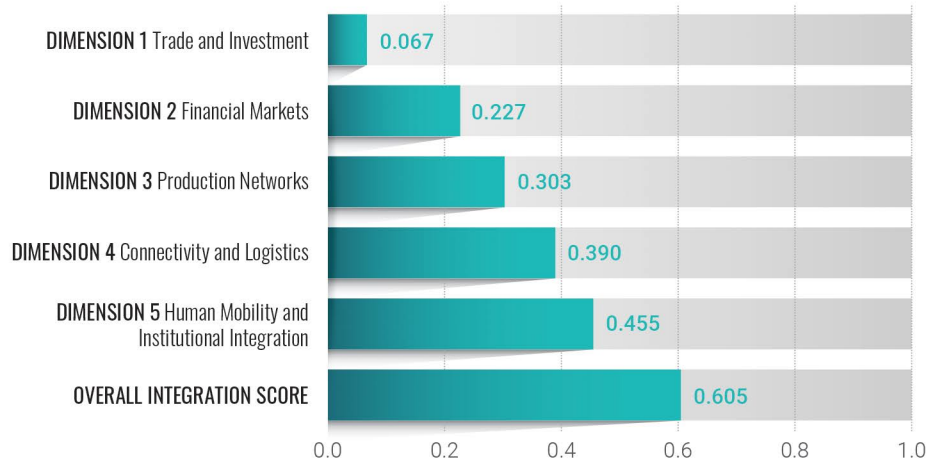
## REGIONAL HUB SCORE



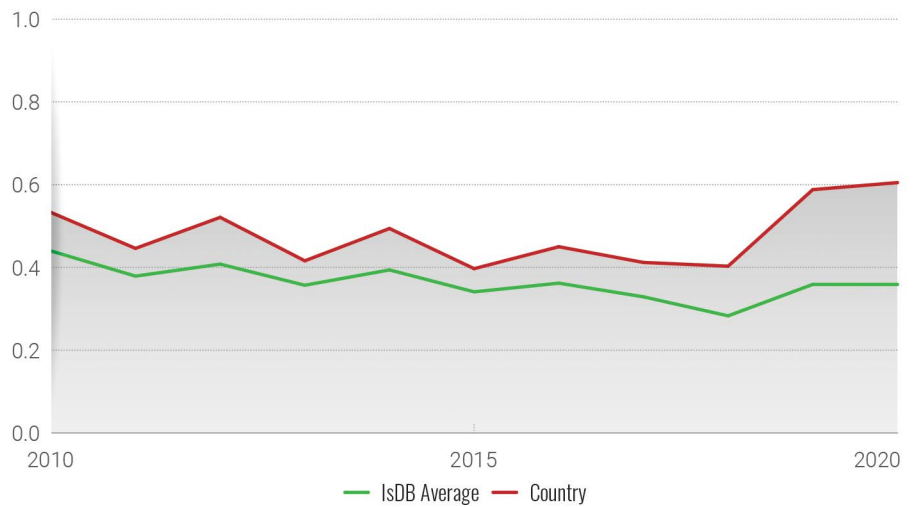
## ISDB SCORE



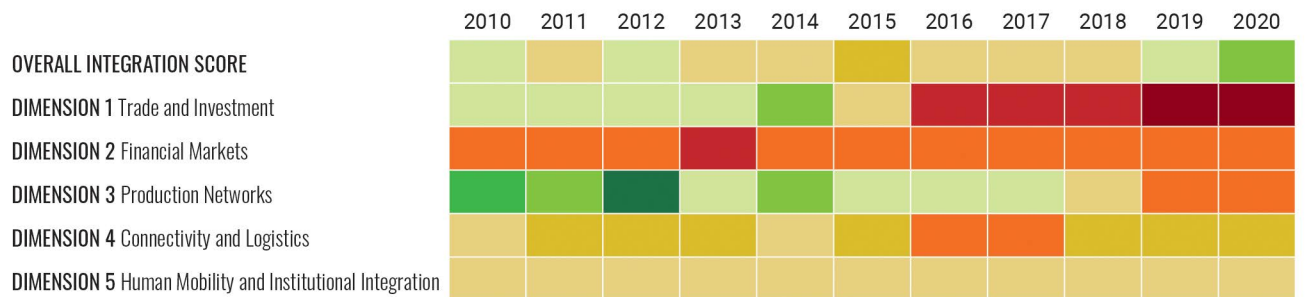
## COUNTRY SCORES BY 5 INTEGRATION DIMENSIONS



## OVERALL INTEGRATION SCORE TRENDS: COUNTRY vs ISDB AVERAGE



## COUNTRY INTEGRATION TRENDS

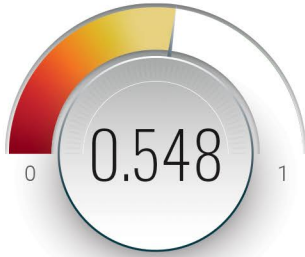


# COUNTRY PROFILE

## IRAN



### COUNTRY SCORE



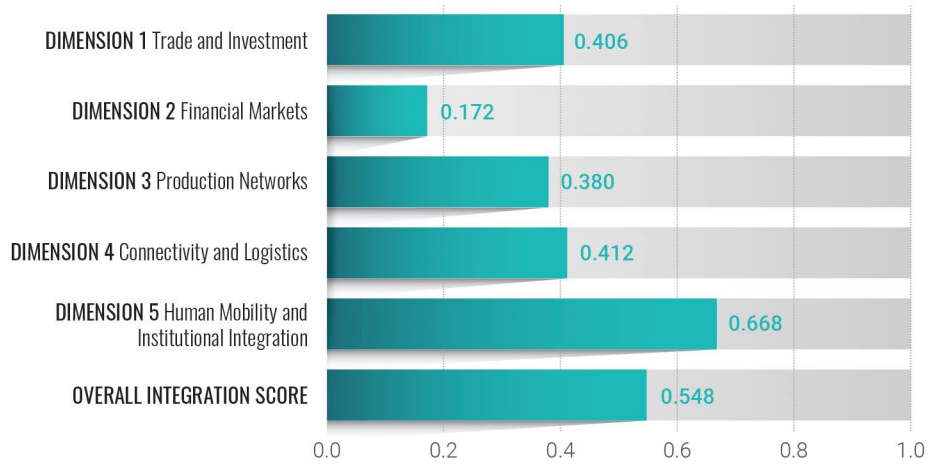
### REGIONAL HUB SCORE



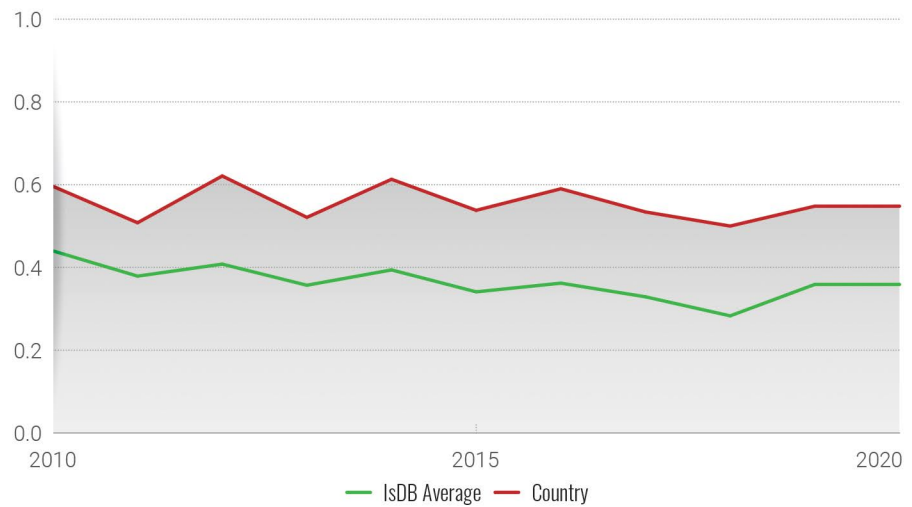
### ISDB SCORE



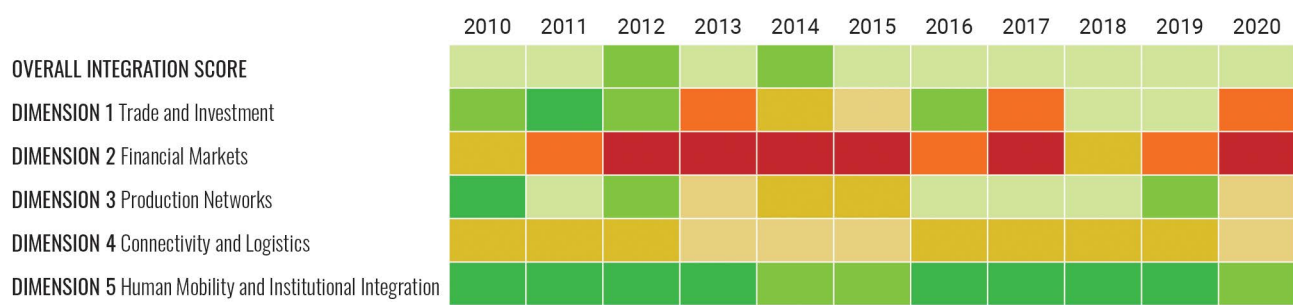
### COUNTRY SCORES BY 5 INTEGRATION DIMENSIONS



### OVERALL INTEGRATION SCORE TRENDS: COUNTRY vs ISDB AVERAGE



### COUNTRY INTEGRATION TRENDS



# COUNTRY PROFILE

## IRAQ



### COUNTRY SCORE



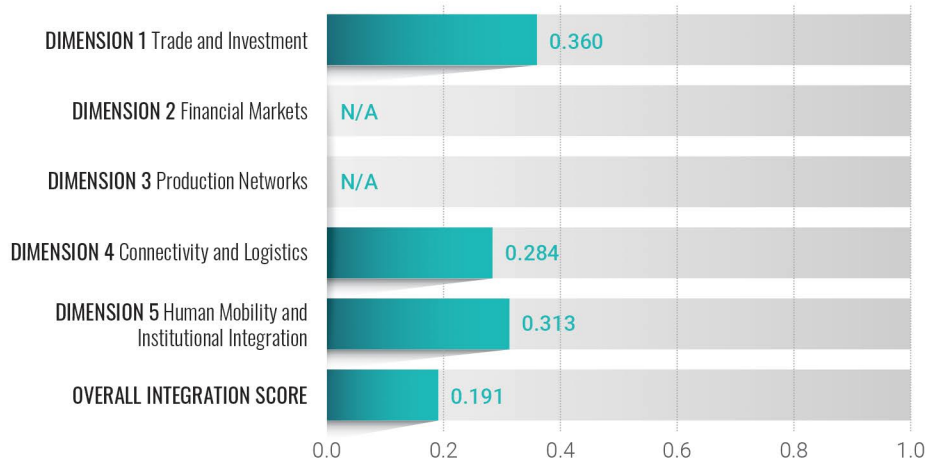
### REGIONAL HUB SCORE



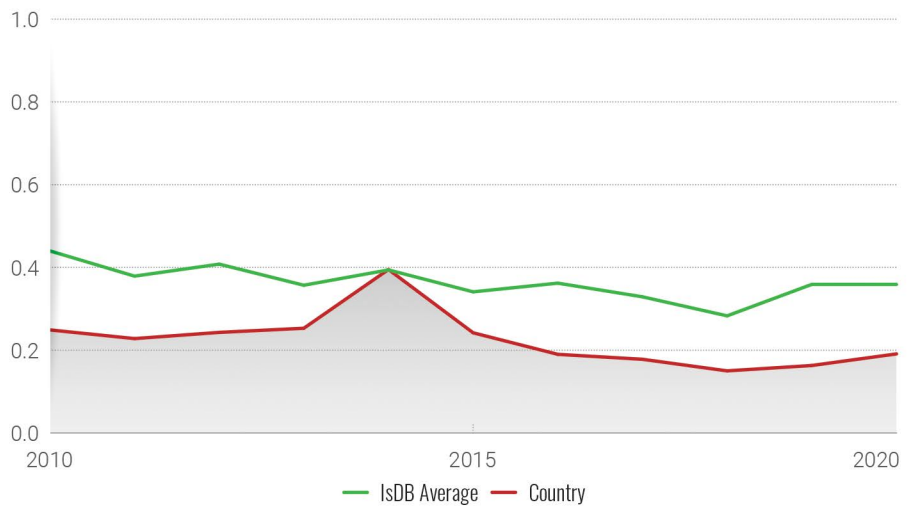
### ISDB SCORE



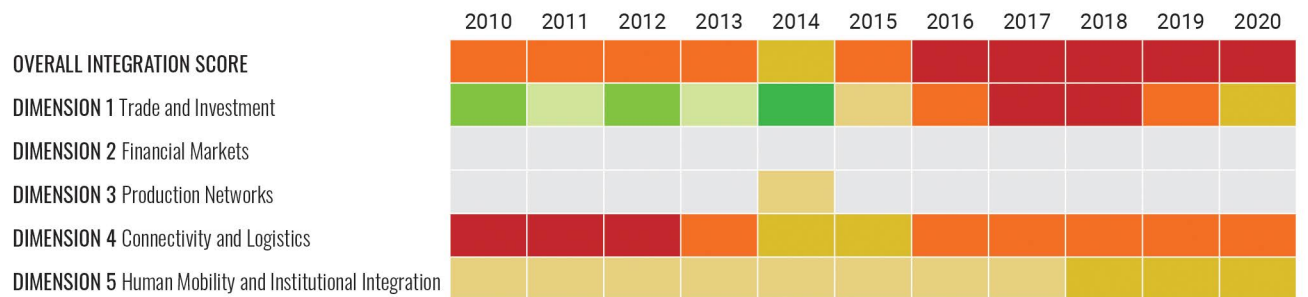
### COUNTRY SCORES BY 5 INTEGRATION DIMENSIONS



### OVERALL INTEGRATION SCORE TRENDS: COUNTRY vs ISDB AVERAGE




### COUNTRY INTEGRATION TRENDS

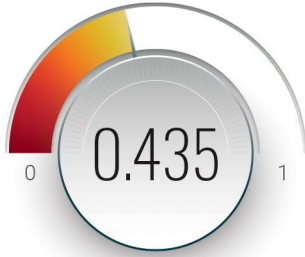


# COUNTRY PROFILE

## JORDAN



### COUNTRY SCORE



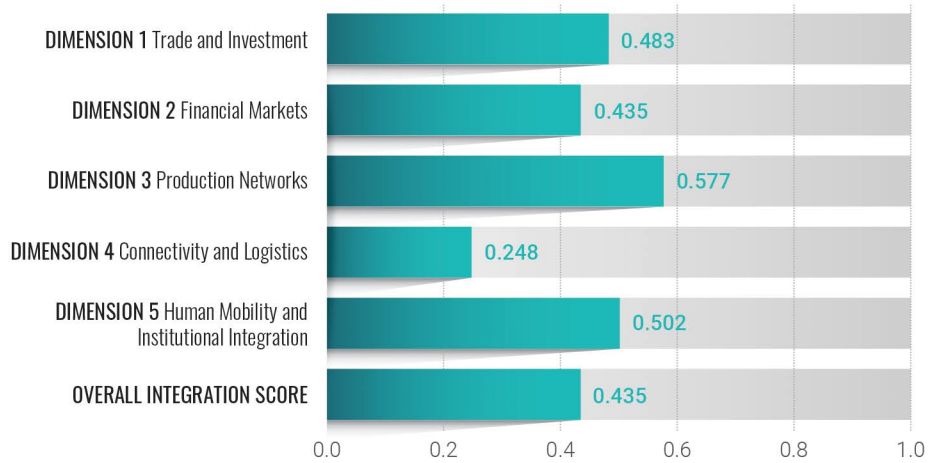
### REGIONAL HUB SCORE



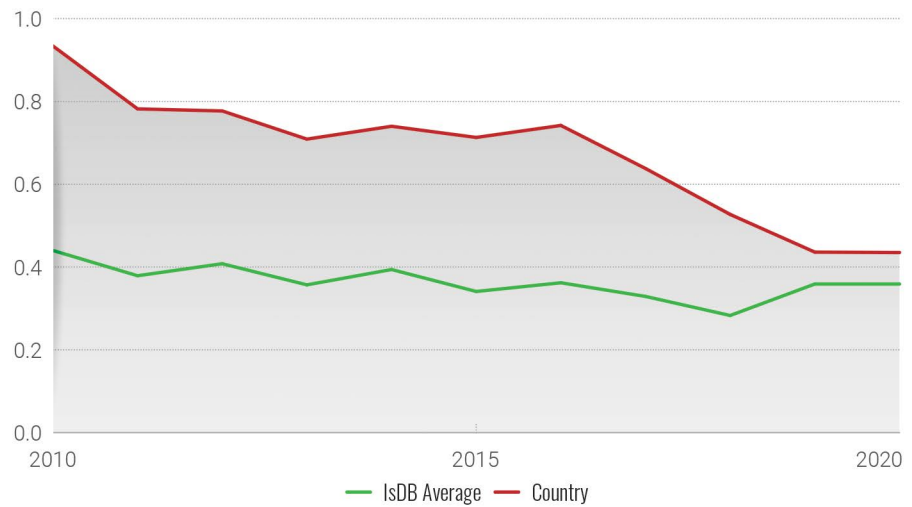
### ISDB SCORE



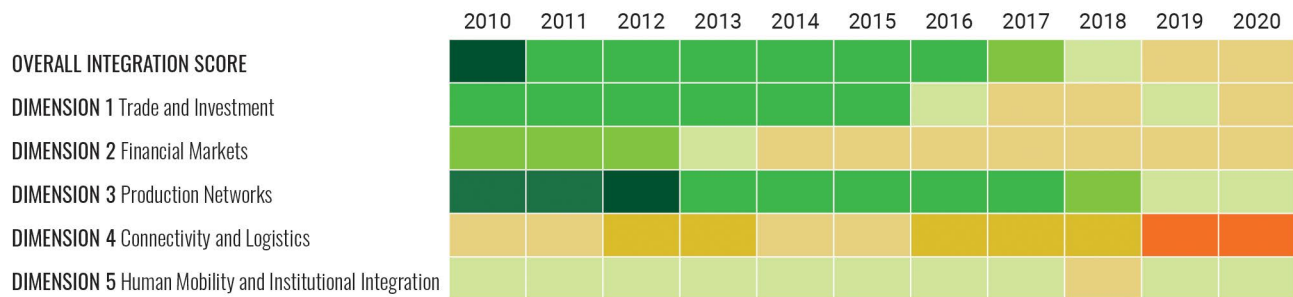
### COUNTRY SCORES BY 5 INTEGRATION DIMENSIONS



### OVERALL INTEGRATION SCORE TRENDS: COUNTRY vs ISDB AVERAGE



### COUNTRY INTEGRATION TRENDS





# COUNTRY PROFILE KAZAKHSTAN



## COUNTRY SCORE



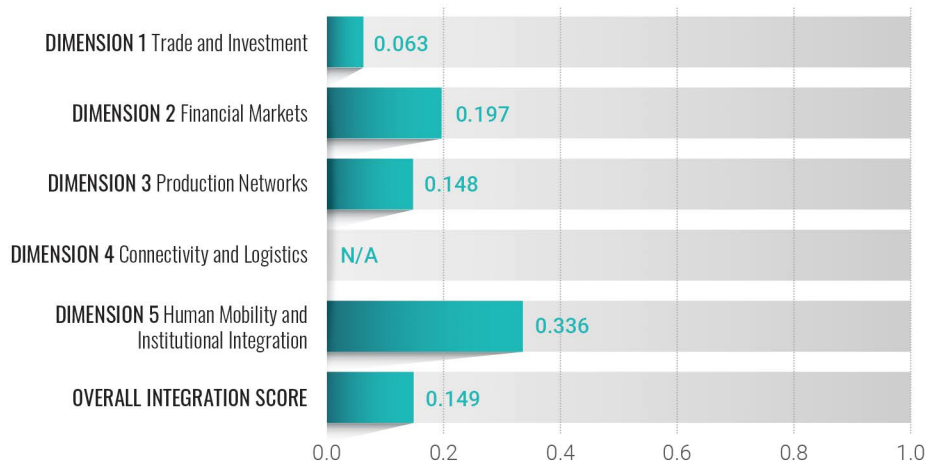
## REGIONAL HUB SCORE



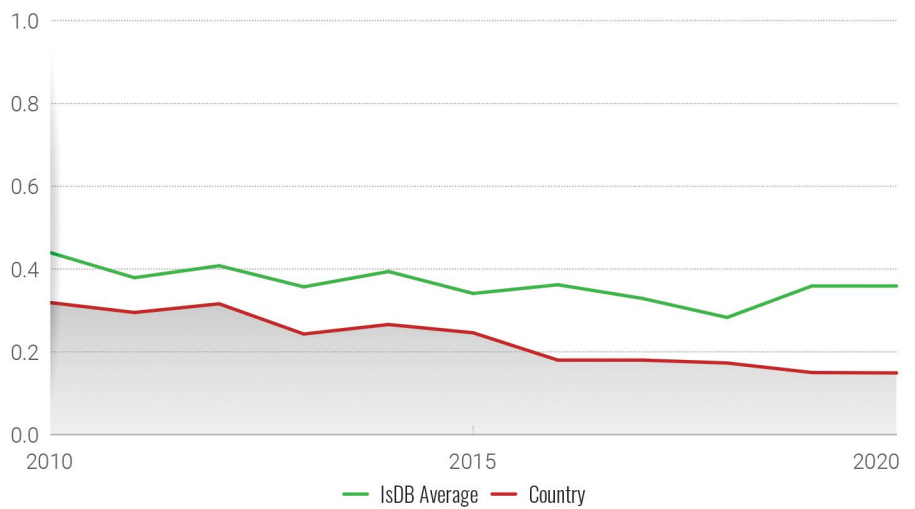
## ISDB SCORE



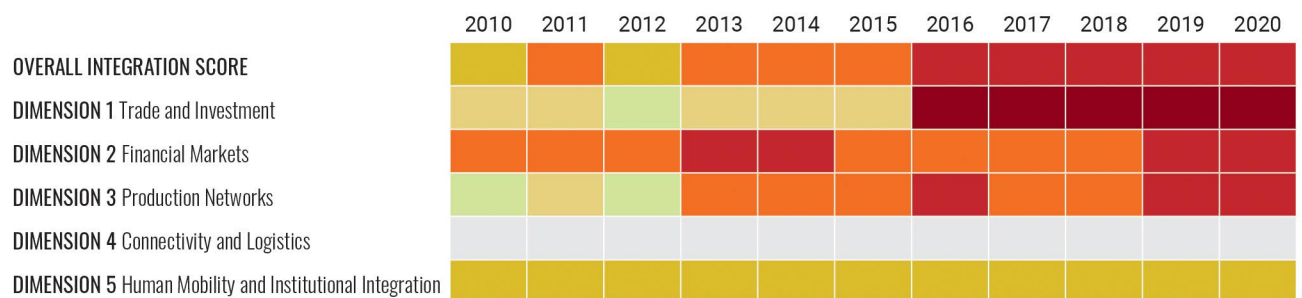
## COUNTRY SCORES BY 5 INTEGRATION DIMENSIONS



## OVERALL INTEGRATION SCORE TRENDS: COUNTRY vs ISDB AVERAGE




## COUNTRY INTEGRATION TRENDS

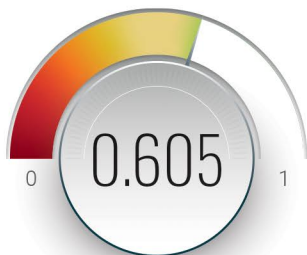


# COUNTRY PROFILE

## KUWAIT



### COUNTRY SCORE



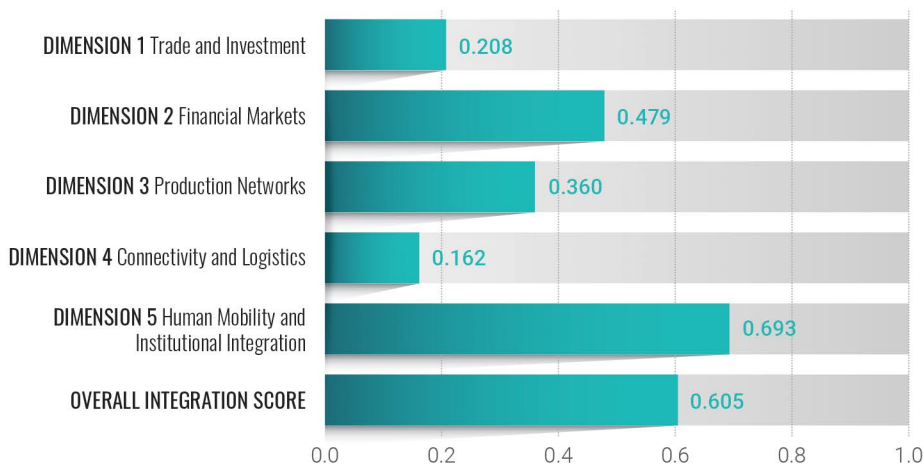
### REGIONAL HUB SCORE



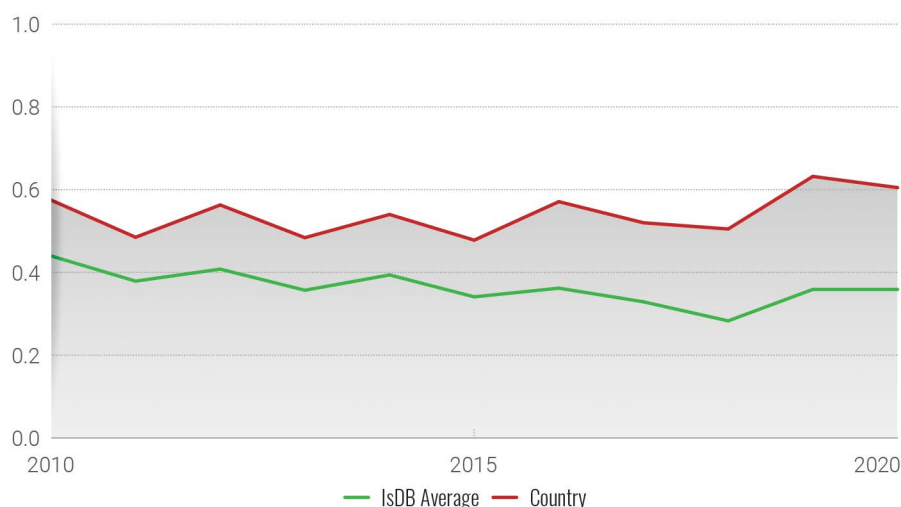
### ISDB SCORE



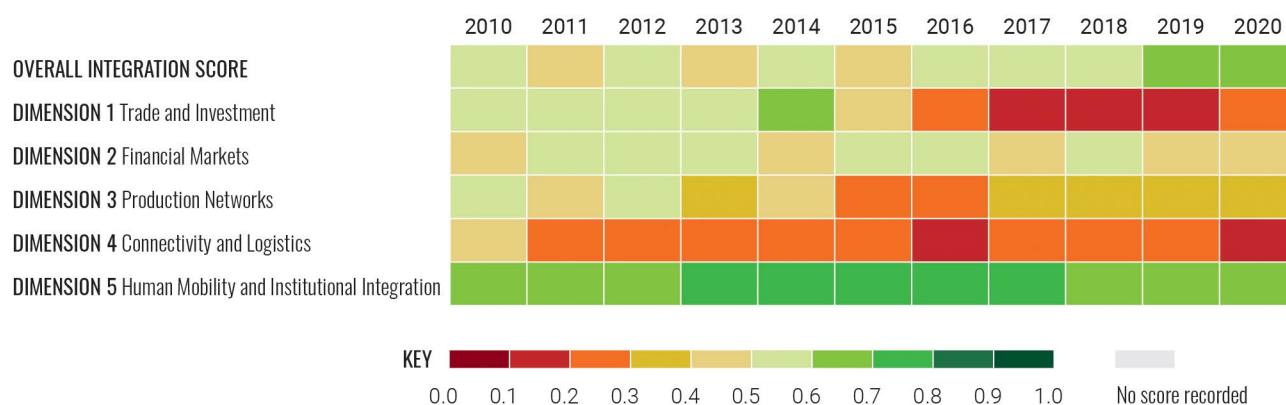
### COUNTRY SCORES BY 5 INTEGRATION DIMENSIONS



### OVERALL INTEGRATION SCORE TRENDS: COUNTRY vs ISDB AVERAGE



### COUNTRY INTEGRATION TRENDS



# COUNTRY PROFILE

## KYRGYZ REPUBLIC



### COUNTRY SCORE



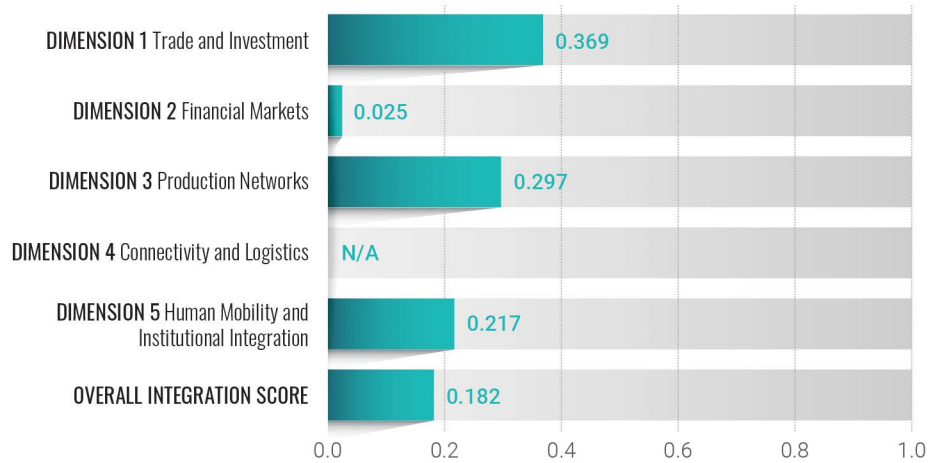
### REGIONAL HUB SCORE



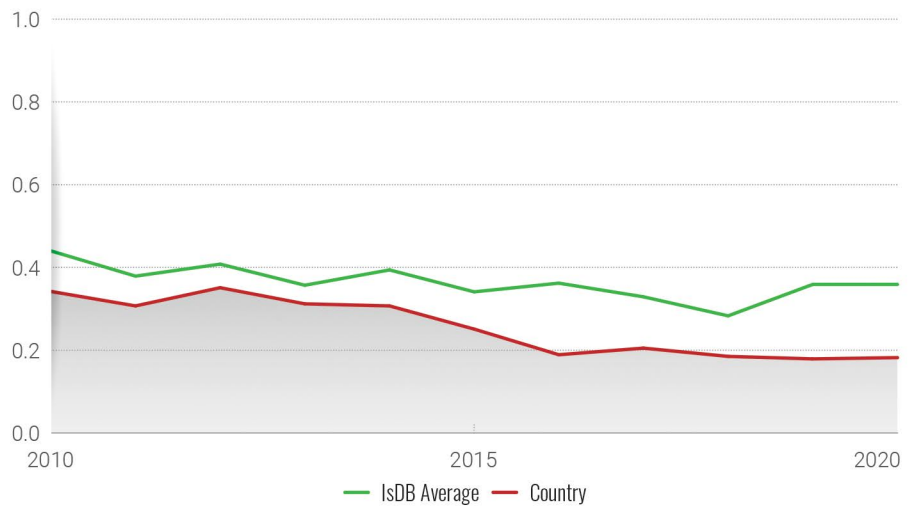
### ISDB SCORE



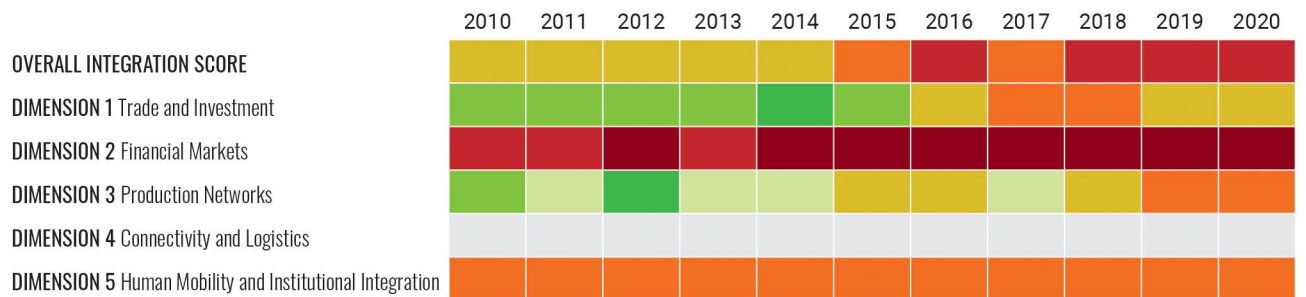
### COUNTRY SCORES BY 5 INTEGRATION DIMENSIONS



### OVERALL INTEGRATION SCORE TRENDS: COUNTRY vs ISDB AVERAGE



### COUNTRY INTEGRATION TRENDS

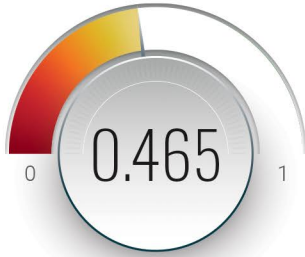


# COUNTRY PROFILE

## LEBANON



### COUNTRY SCORE



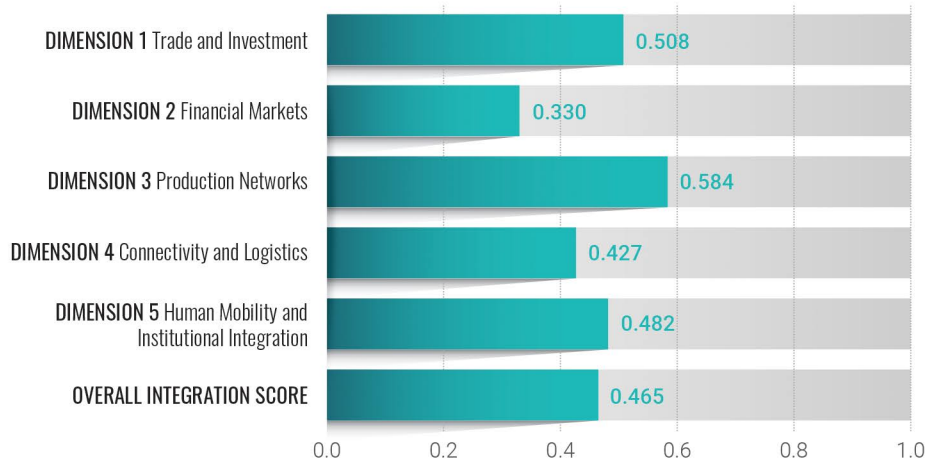
### REGIONAL HUB SCORE



### ISDB SCORE



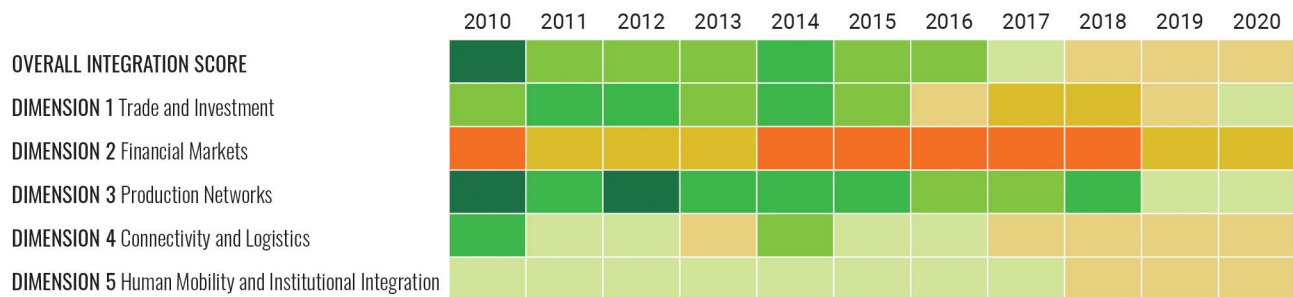
### COUNTRY SCORES BY 5 INTEGRATION DIMENSIONS



### OVERALL INTEGRATION SCORE TRENDS: COUNTRY vs ISDB AVERAGE



### COUNTRY INTEGRATION TRENDS



# COUNTRY PROFILE

## LIBYA



### COUNTRY SCORE



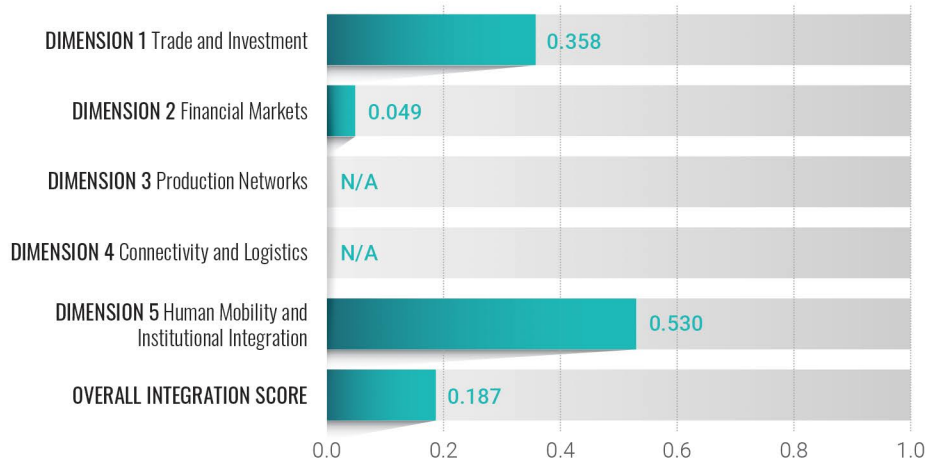
### REGIONAL HUB SCORE



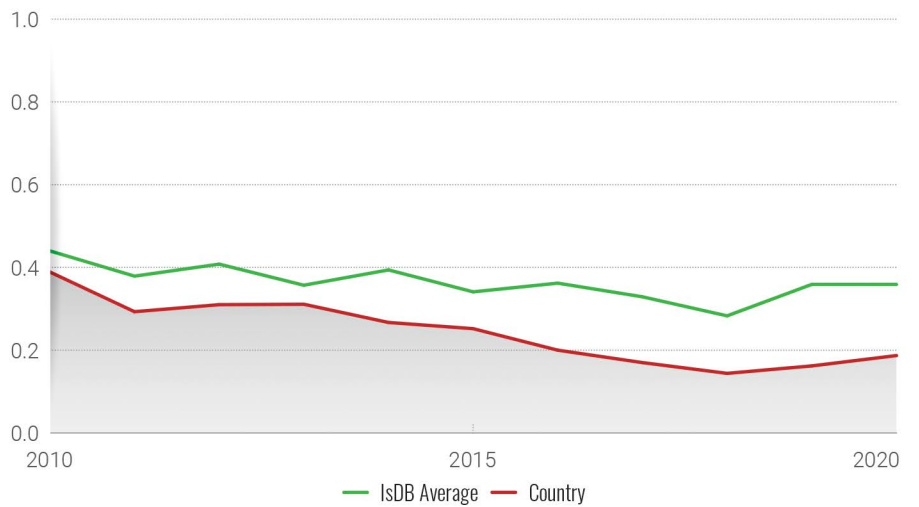
### ISDB SCORE



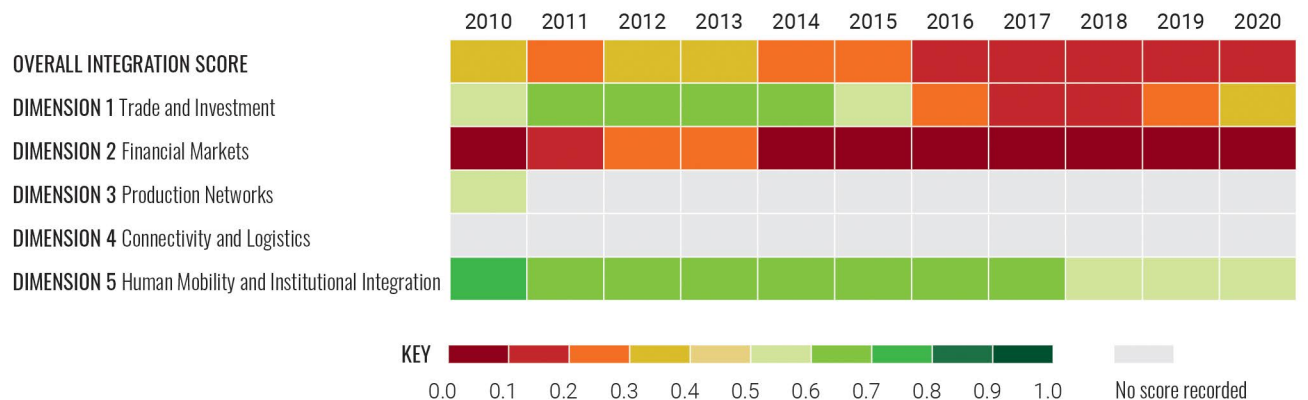
### COUNTRY SCORES BY 5 INTEGRATION DIMENSIONS



### OVERALL INTEGRATION SCORE TRENDS: COUNTRY vs ISDB AVERAGE



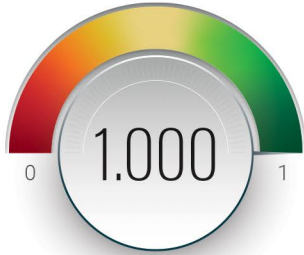
### COUNTRY INTEGRATION TRENDS



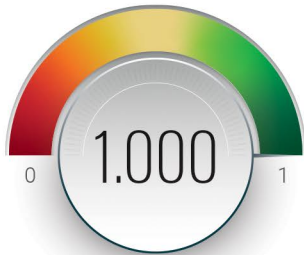
# COUNTRY PROFILE MALAYSIA



## COUNTRY SCORE



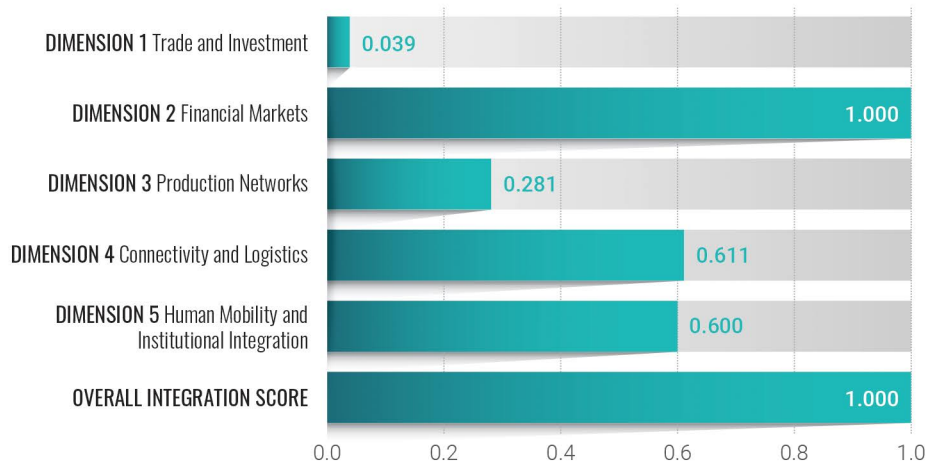
## REGIONAL HUB SCORE



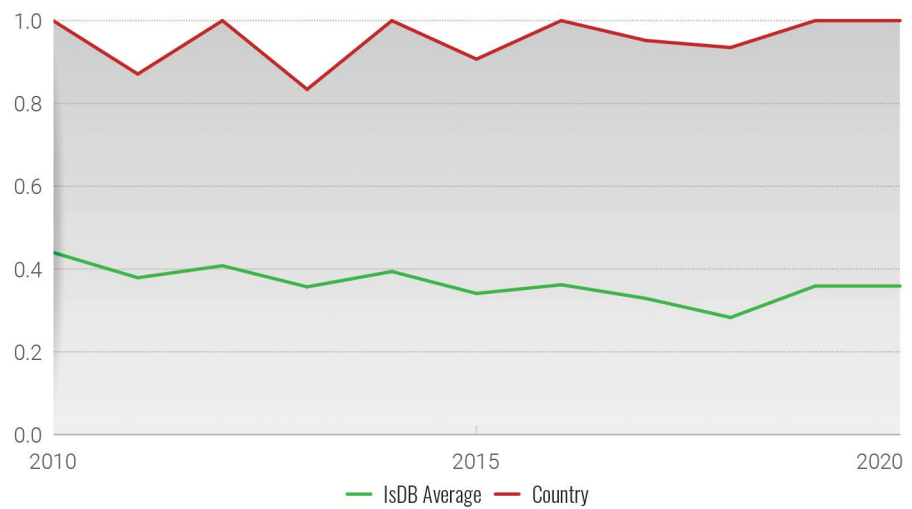
## ISDB SCORE



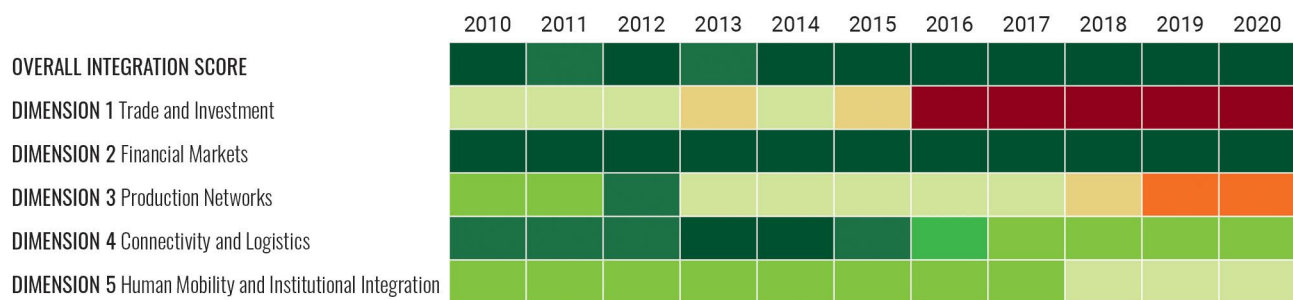
## COUNTRY SCORES BY 5 INTEGRATION DIMENSIONS



## OVERALL INTEGRATION SCORE TRENDS: COUNTRY vs ISDB AVERAGE



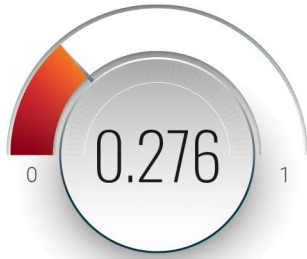
## COUNTRY INTEGRATION TRENDS



# COUNTRY PROFILE MALDIVES



## COUNTRY SCORE



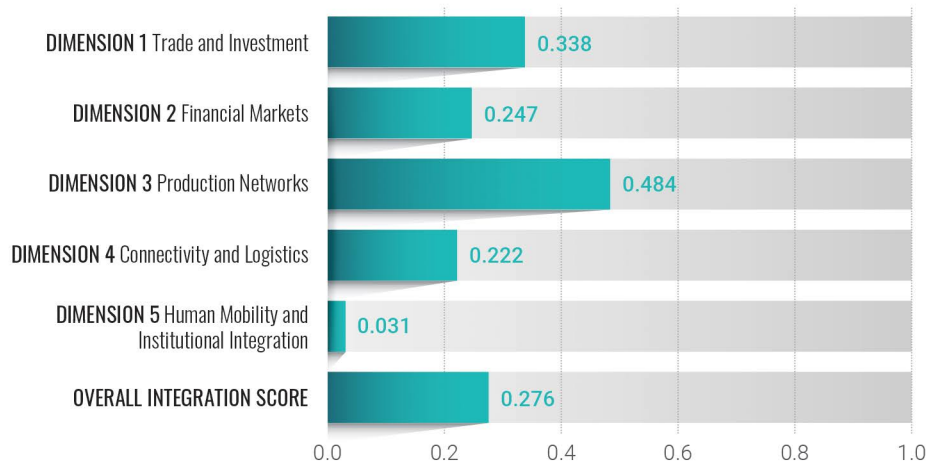
## REGIONAL HUB SCORE



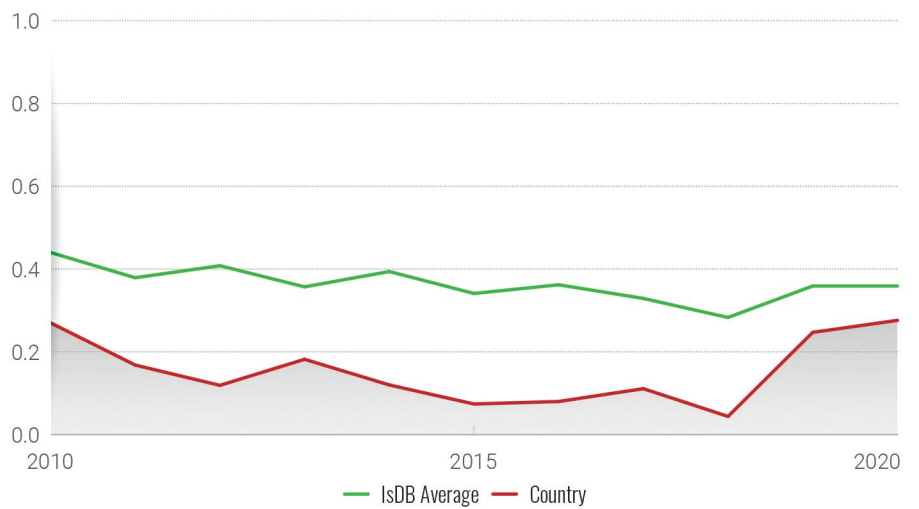
## ISDB SCORE



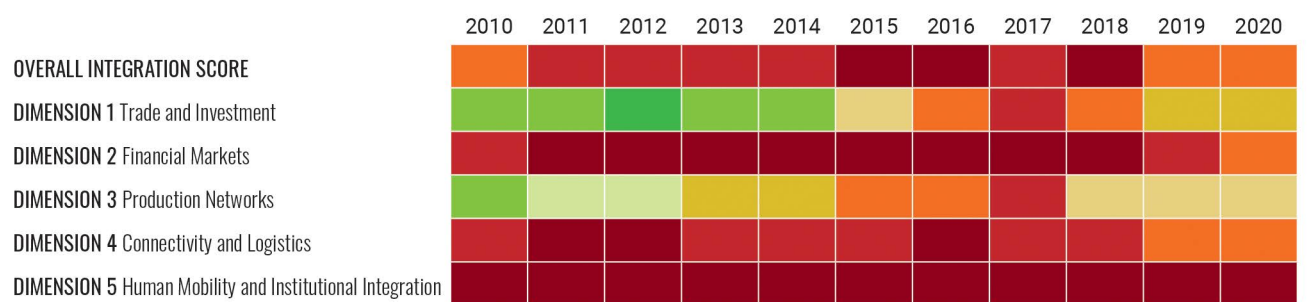
## COUNTRY SCORES BY 5 INTEGRATION DIMENSIONS



## OVERALL INTEGRATION SCORE TRENDS: COUNTRY vs ISDB AVERAGE




## COUNTRY INTEGRATION TRENDS



# COUNTRY PROFILE

## MALI



### COUNTRY SCORE



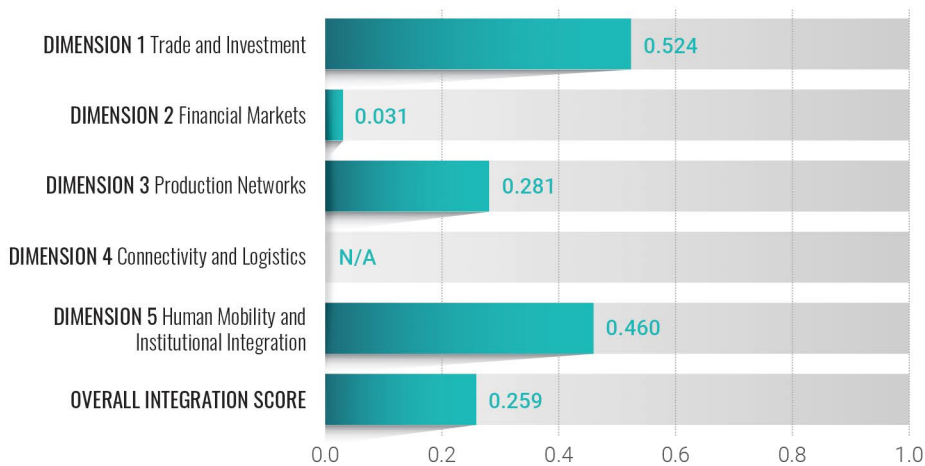
### REGIONAL HUB SCORE



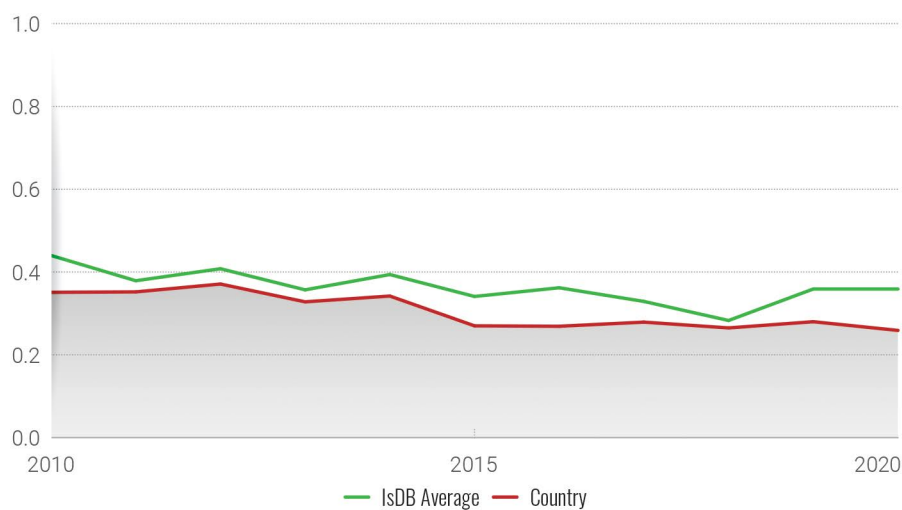
### IsDB SCORE



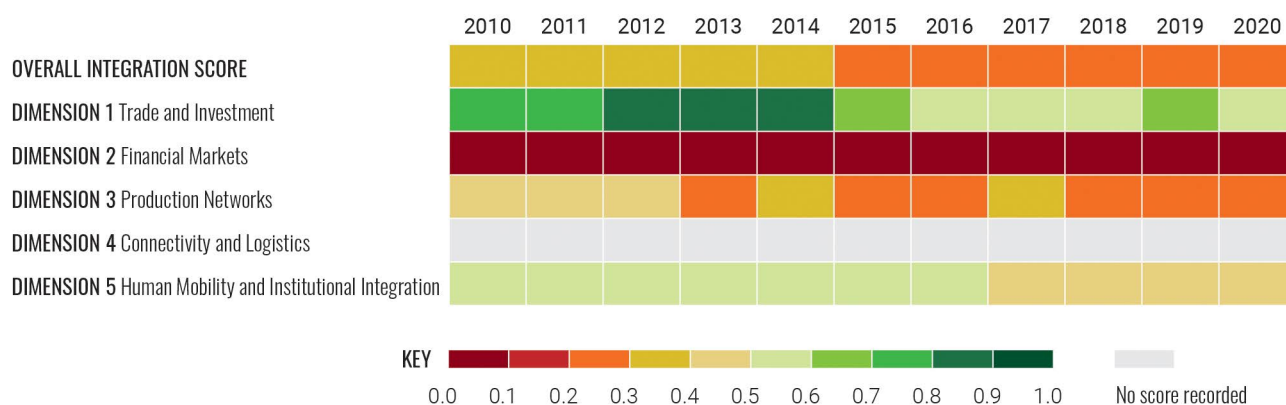
### COUNTRY SCORES BY 5 INTEGRATION DIMENSIONS



### OVERALL INTEGRATION SCORE TRENDS: COUNTRY vs IsDB AVERAGE



### COUNTRY INTEGRATION TRENDS

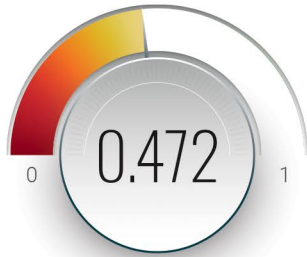




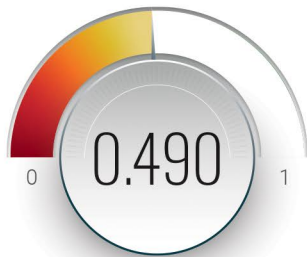
# COUNTRY PROFILE MAURITANIA



## COUNTRY SCORE



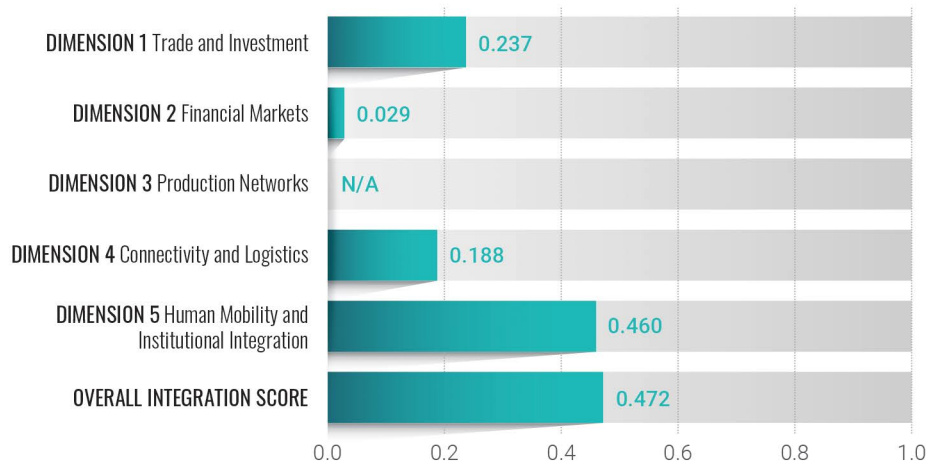
## REGIONAL HUB SCORE



## ISDB SCORE



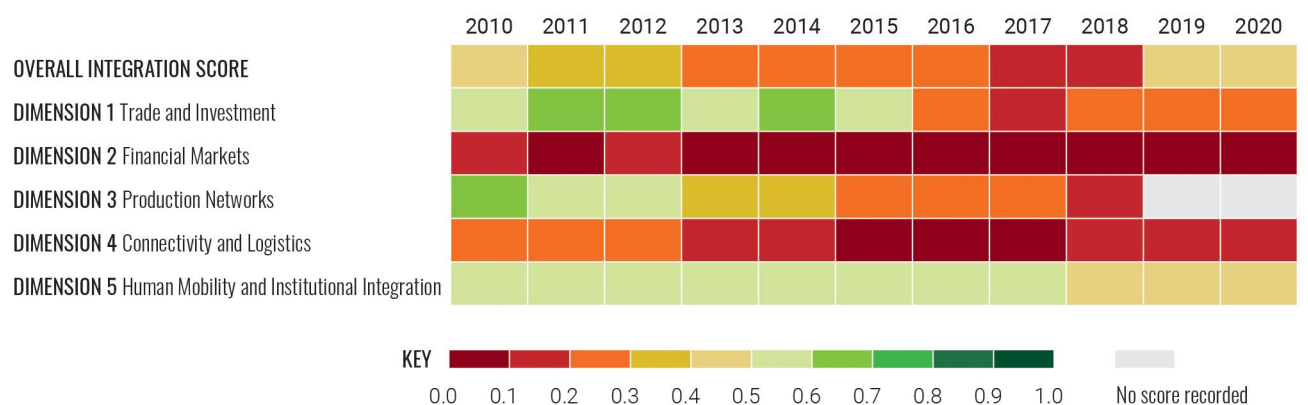
## COUNTRY SCORES BY 5 INTEGRATION DIMENSIONS



## OVERALL INTEGRATION SCORE TRENDS: COUNTRY vs ISDB AVERAGE



## COUNTRY INTEGRATION TRENDS

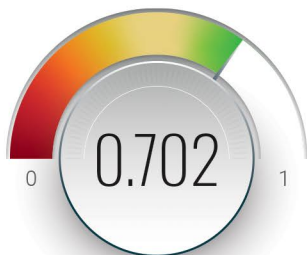


# COUNTRY PROFILE

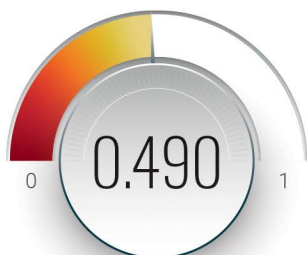
## MOROCCO



### COUNTRY SCORE



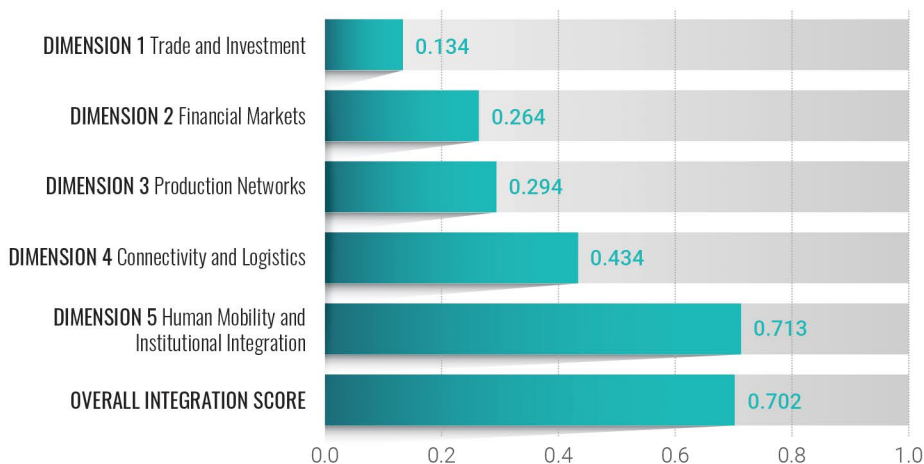
### REGIONAL HUB SCORE



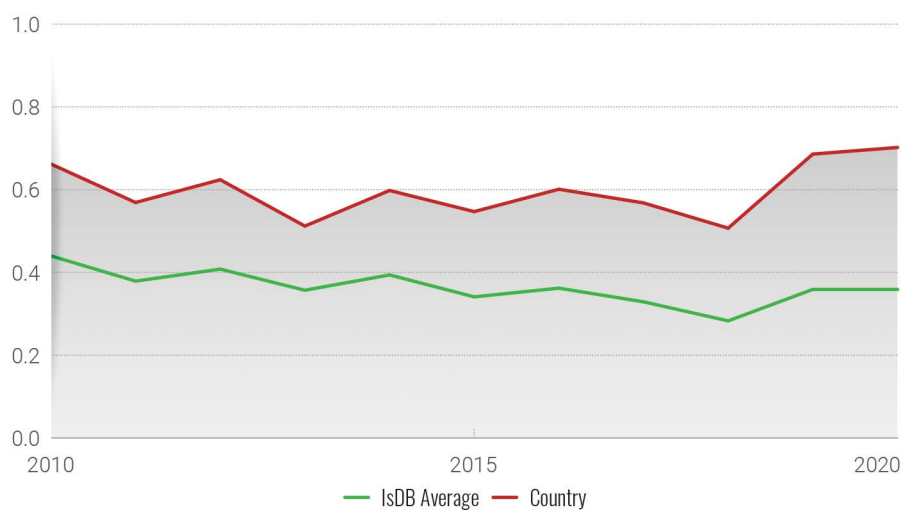
### ISDB SCORE



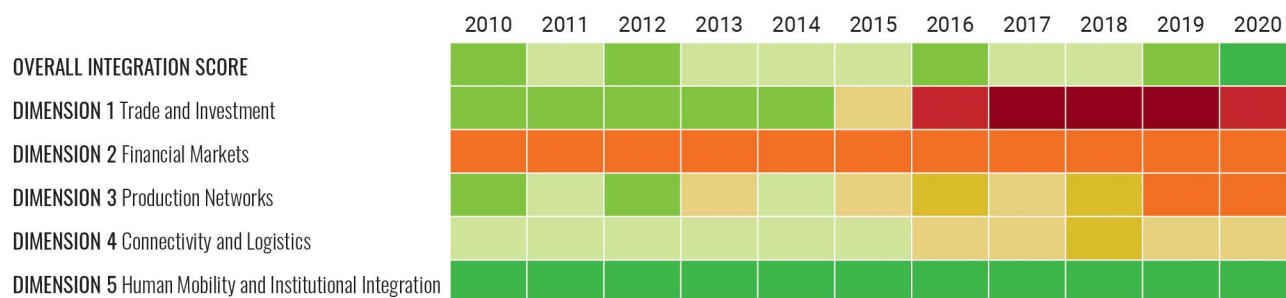
### COUNTRY SCORES BY 5 INTEGRATION DIMENSIONS



### OVERALL INTEGRATION SCORE TRENDS: COUNTRY vs ISDB AVERAGE



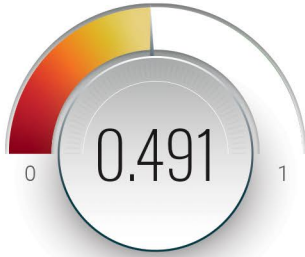
### COUNTRY INTEGRATION TRENDS



# COUNTRY PROFILE MOZAMBIQUE



## COUNTRY SCORE



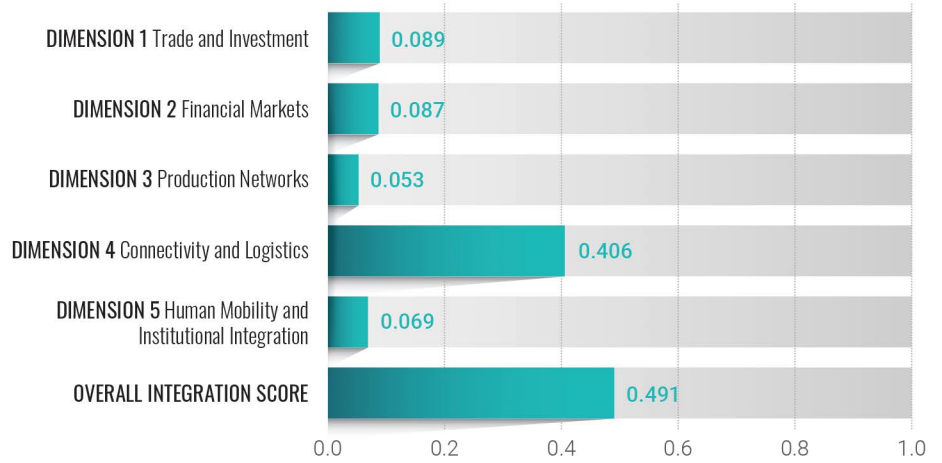
## REGIONAL HUB SCORE



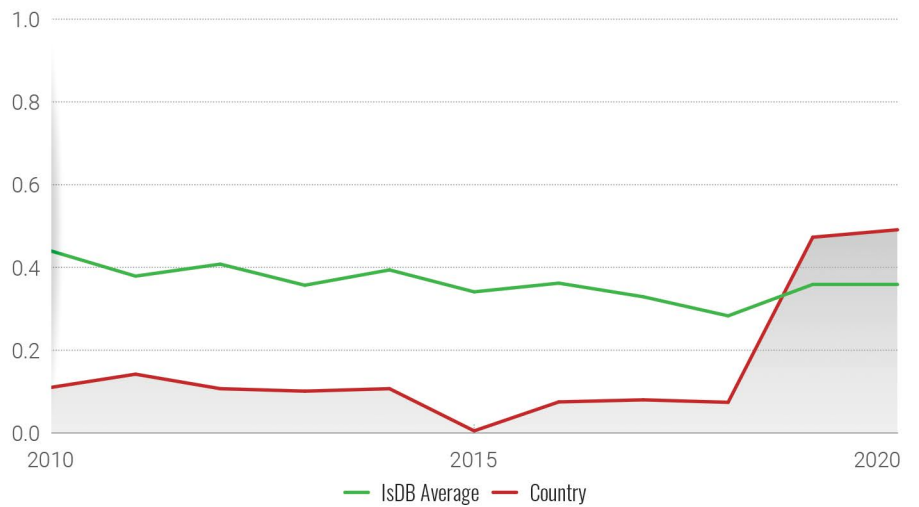
## ISDB SCORE



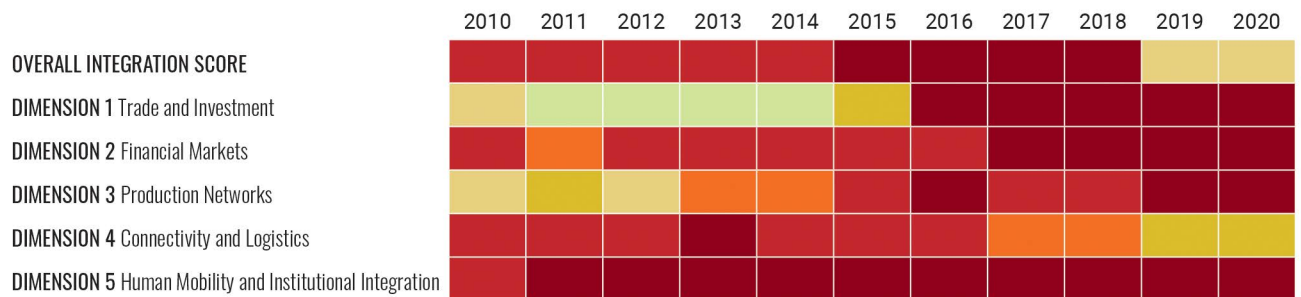
## COUNTRY SCORES BY 5 INTEGRATION DIMENSIONS



## OVERALL INTEGRATION SCORE TRENDS: COUNTRY vs ISDB AVERAGE



## COUNTRY INTEGRATION TRENDS



# COUNTRY PROFILE

## NIGER



### COUNTRY SCORE



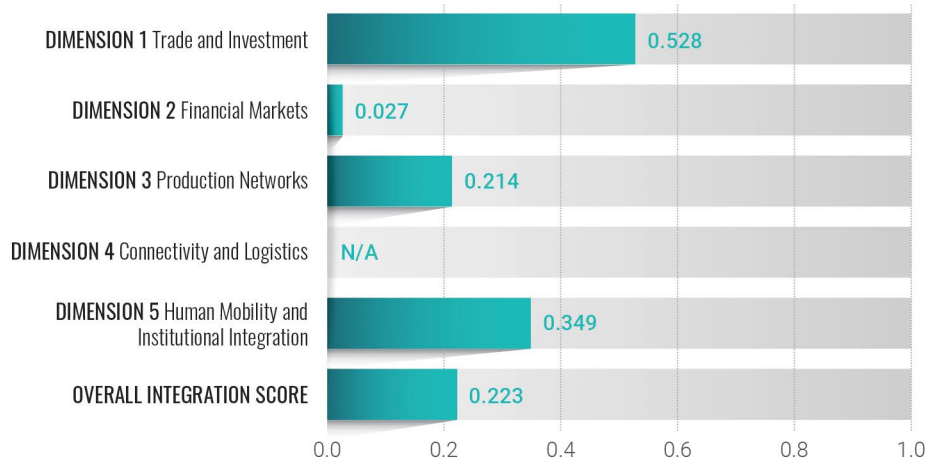
### REGIONAL HUB SCORE



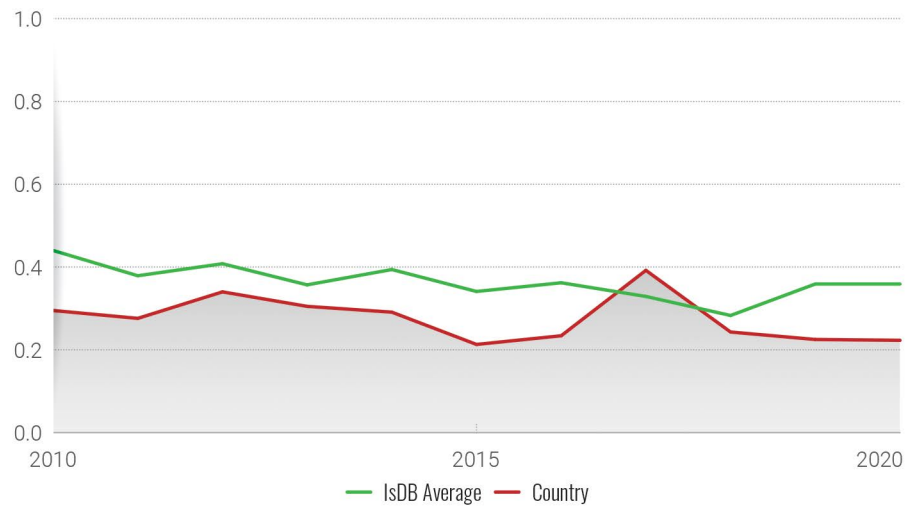
### IsDB SCORE



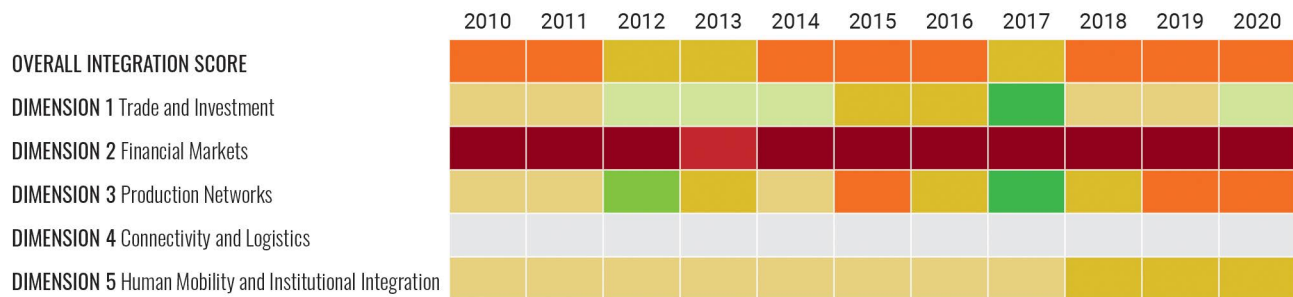
### COUNTRY SCORES BY 5 INTEGRATION DIMENSIONS



### OVERALL INTEGRATION SCORE TRENDS: COUNTRY vs IsDB AVERAGE




### COUNTRY INTEGRATION TRENDS

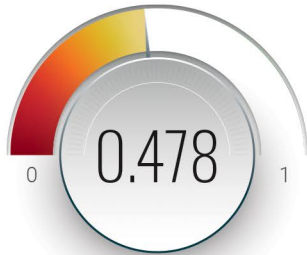


# COUNTRY PROFILE

## NIGERIA



### COUNTRY SCORE



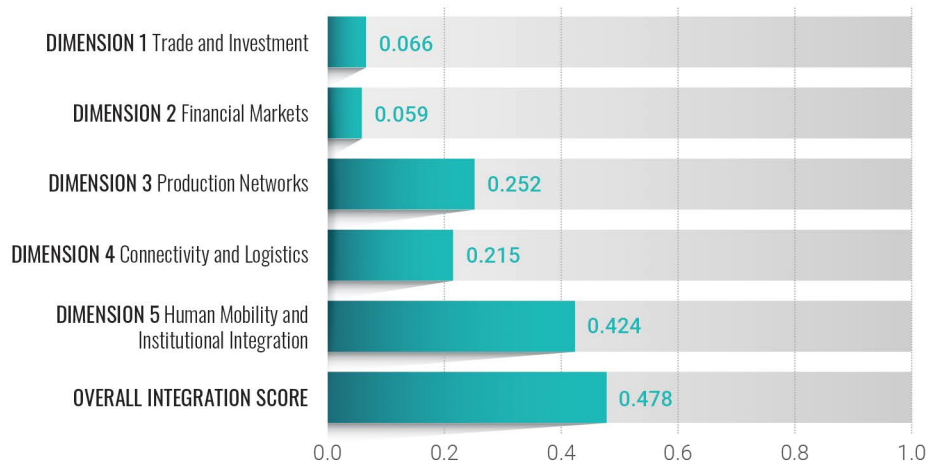
### REGIONAL HUB SCORE



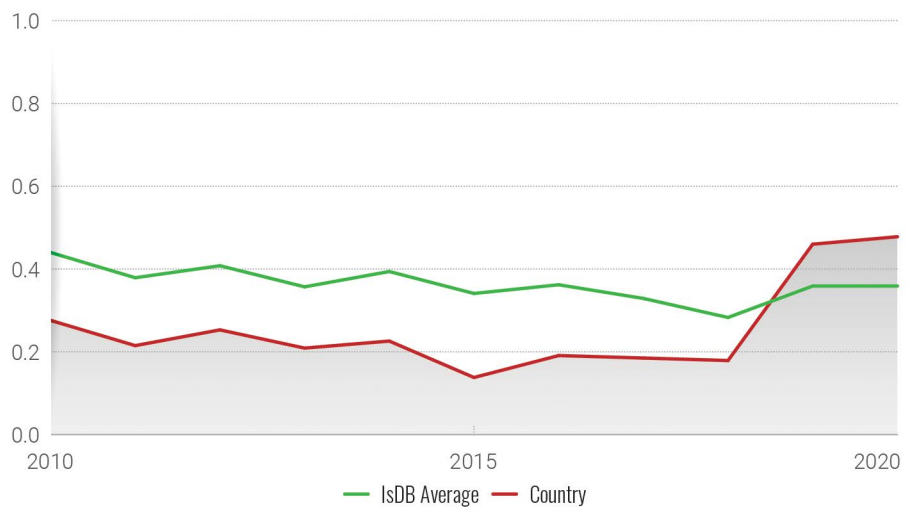
### ISDB SCORE



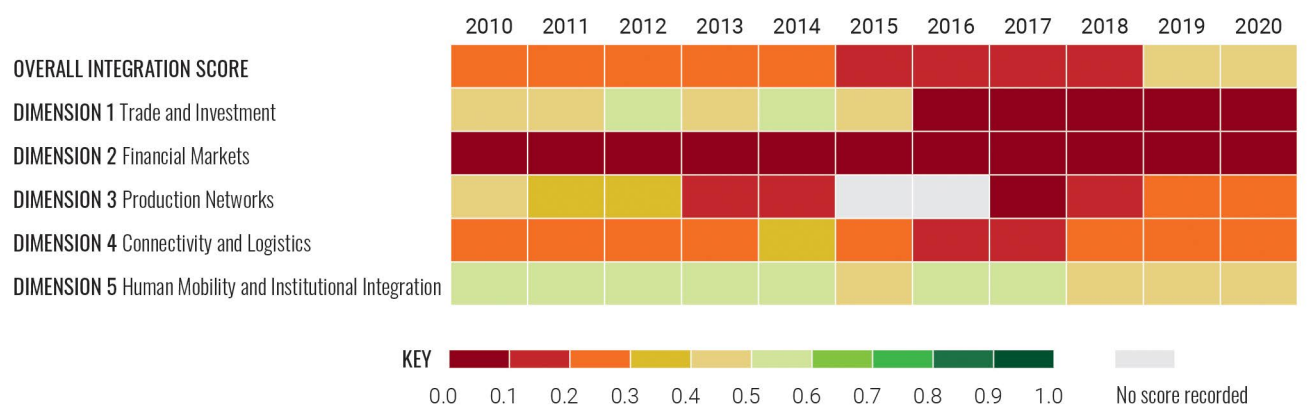
### COUNTRY SCORES BY 5 INTEGRATION DIMENSIONS



### OVERALL INTEGRATION SCORE TRENDS: COUNTRY vs ISDB AVERAGE



### COUNTRY INTEGRATION TRENDS

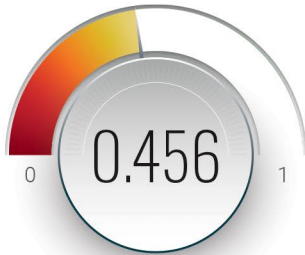


# COUNTRY PROFILE

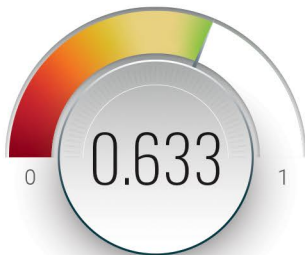
## OMAN



### COUNTRY SCORE



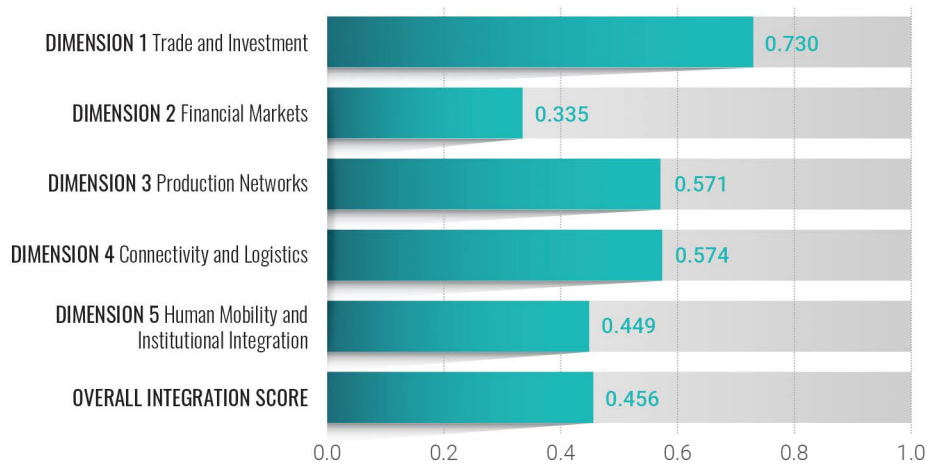
### REGIONAL HUB SCORE



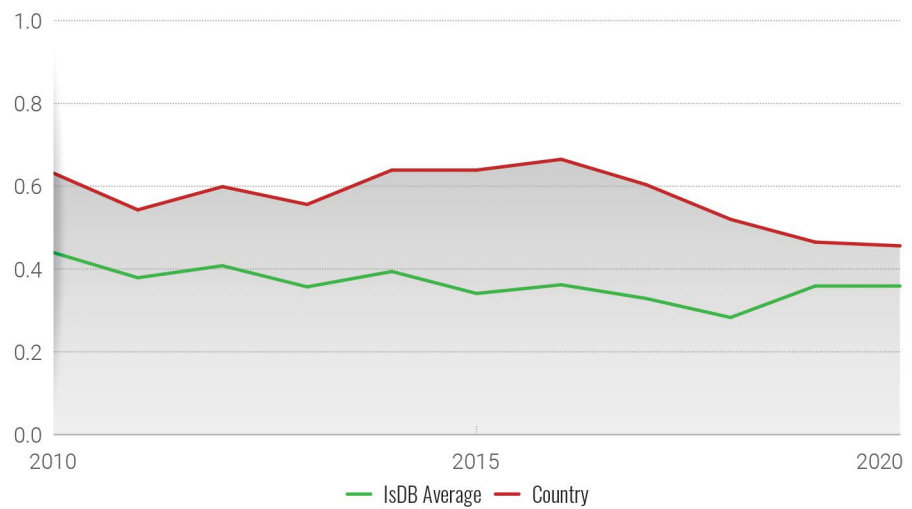
### ISDB SCORE



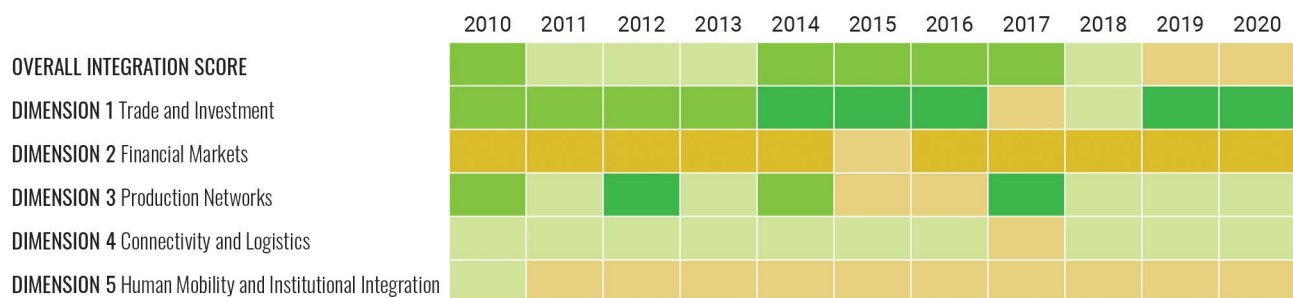
### COUNTRY SCORES BY 5 INTEGRATION DIMENSIONS



### OVERALL INTEGRATION SCORE TRENDS: COUNTRY vs ISDB AVERAGE



### COUNTRY INTEGRATION TRENDS



# COUNTRY PROFILE PAKISTAN



## COUNTRY SCORE



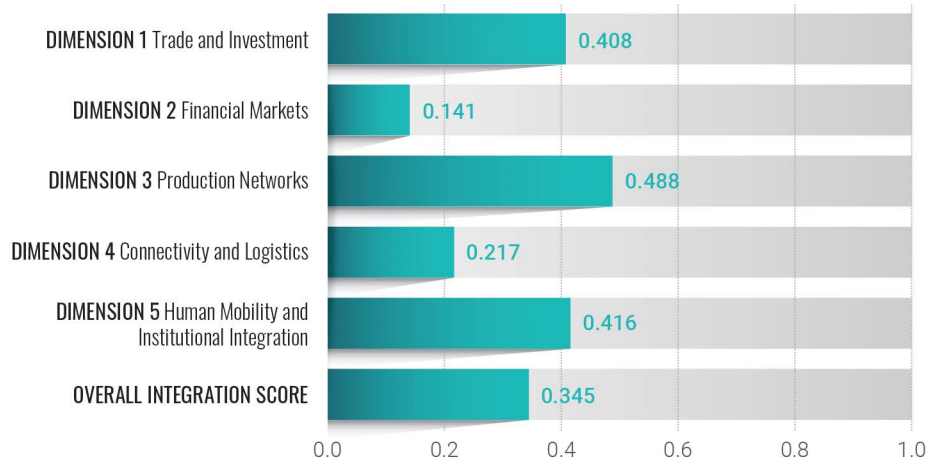
## REGIONAL HUB SCORE



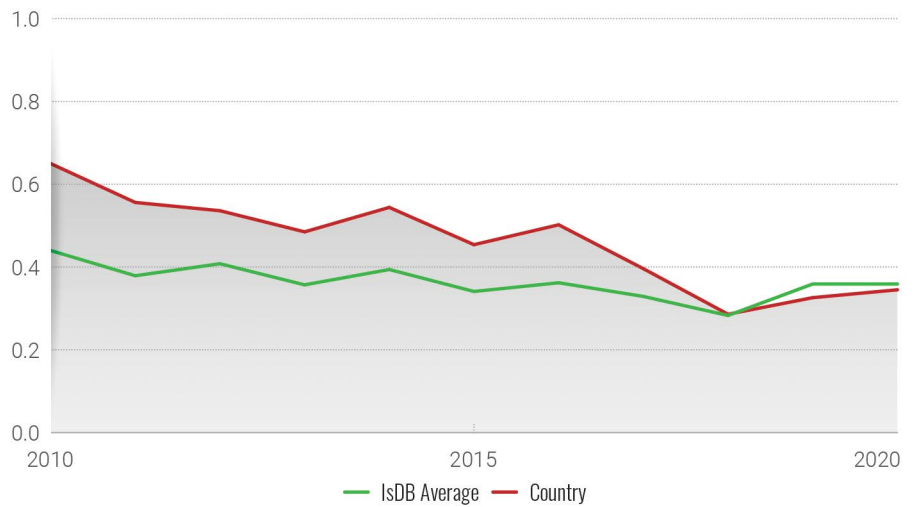
## ISDB SCORE



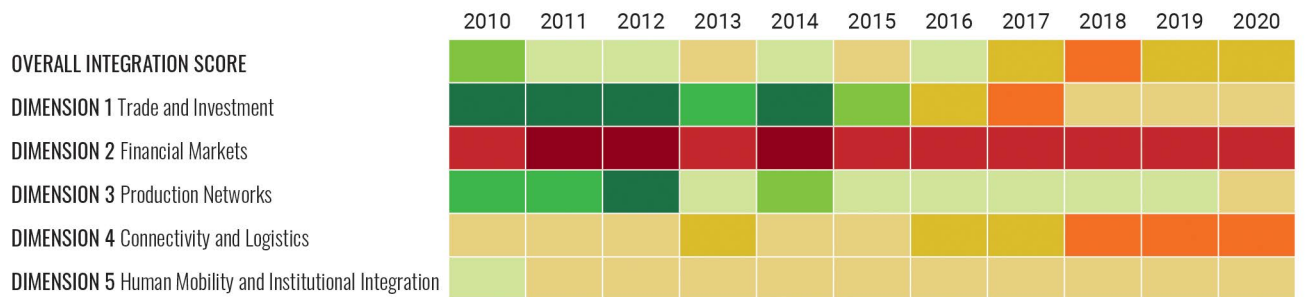
## COUNTRY SCORES BY 5 INTEGRATION DIMENSIONS



## OVERALL INTEGRATION SCORE TRENDS: COUNTRY vs ISDB AVERAGE




## COUNTRY INTEGRATION TRENDS



# COUNTRY PROFILE

## PALESTINE



### COUNTRY SCORE



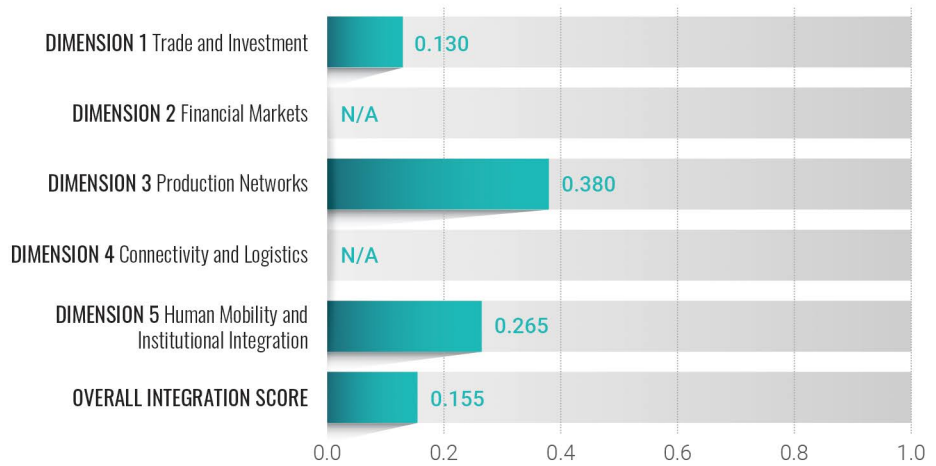
### REGIONAL HUB SCORE



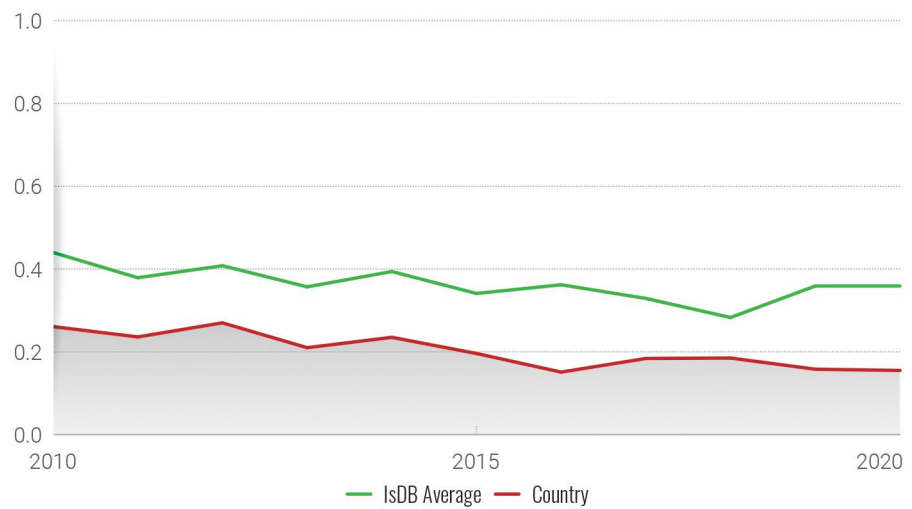
### ISDB SCORE



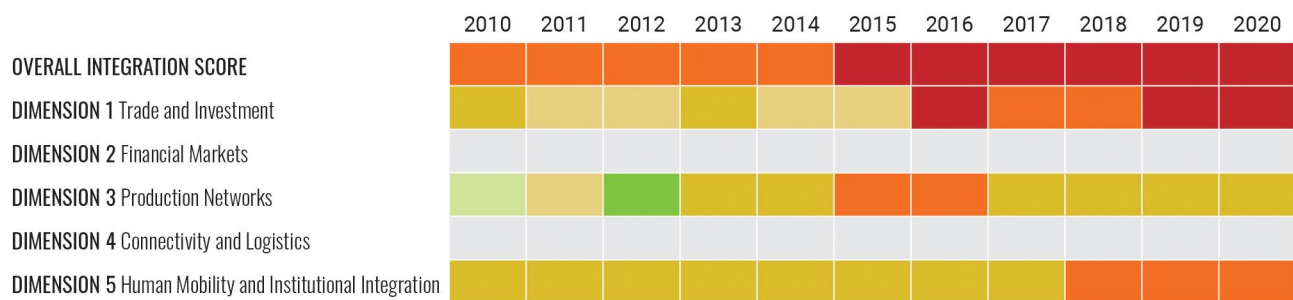
### COUNTRY SCORES BY 5 INTEGRATION DIMENSIONS



### OVERALL INTEGRATION SCORE TRENDS: COUNTRY vs ISDB AVERAGE



### COUNTRY INTEGRATION TRENDS



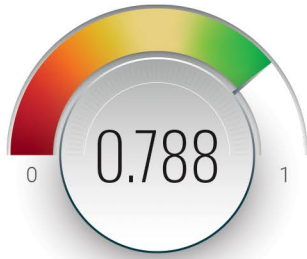


# COUNTRY PROFILE

## QATAR



### COUNTRY SCORE



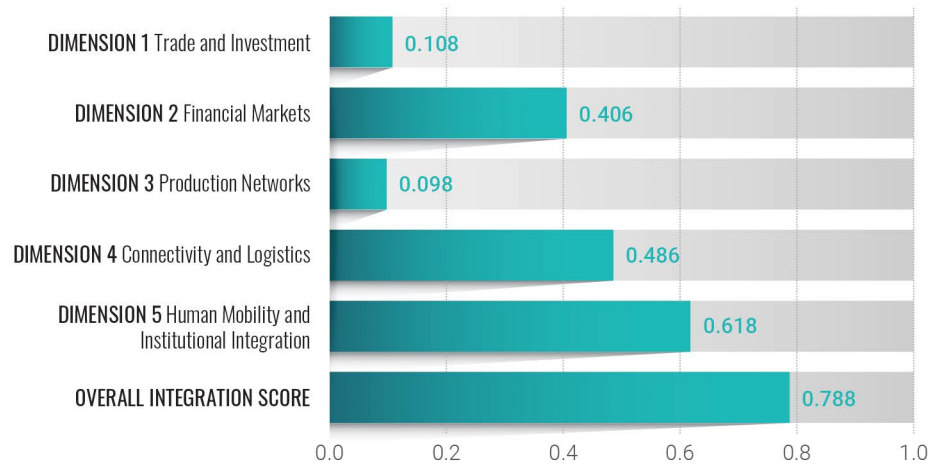
### REGIONAL HUB SCORE



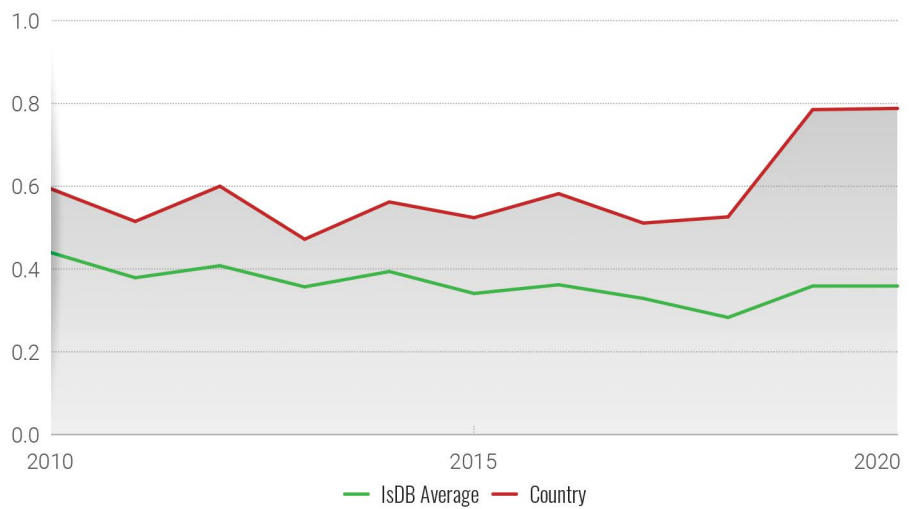
### ISDB SCORE



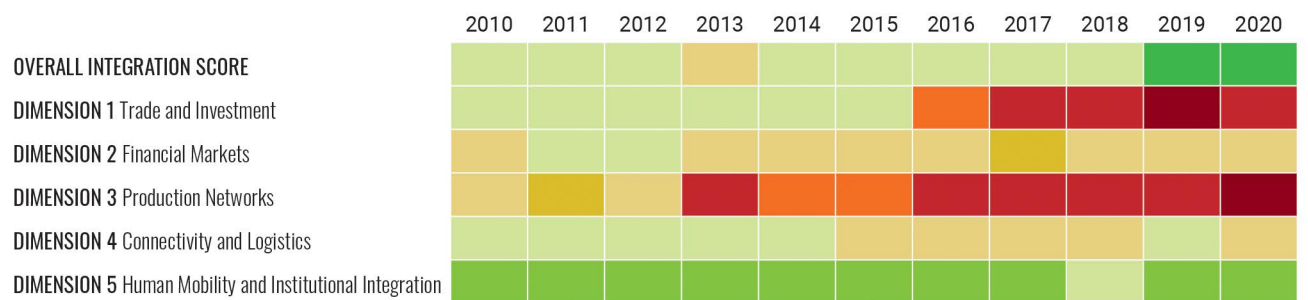
### COUNTRY SCORES BY 5 INTEGRATION DIMENSIONS



### OVERALL INTEGRATION SCORE TRENDS: COUNTRY vs ISDB AVERAGE



### COUNTRY INTEGRATION TRENDS



# COUNTRY PROFILE

## SAUDI ARABIA



### COUNTRY SCORE



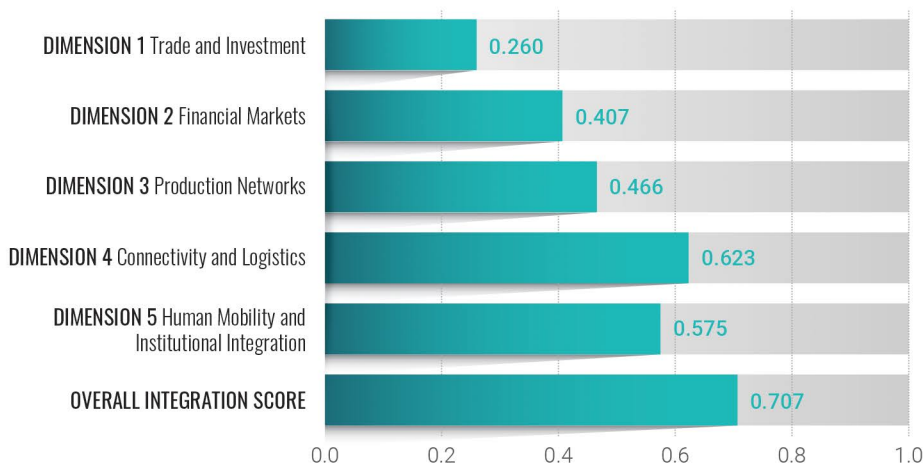
### REGIONAL HUB SCORE



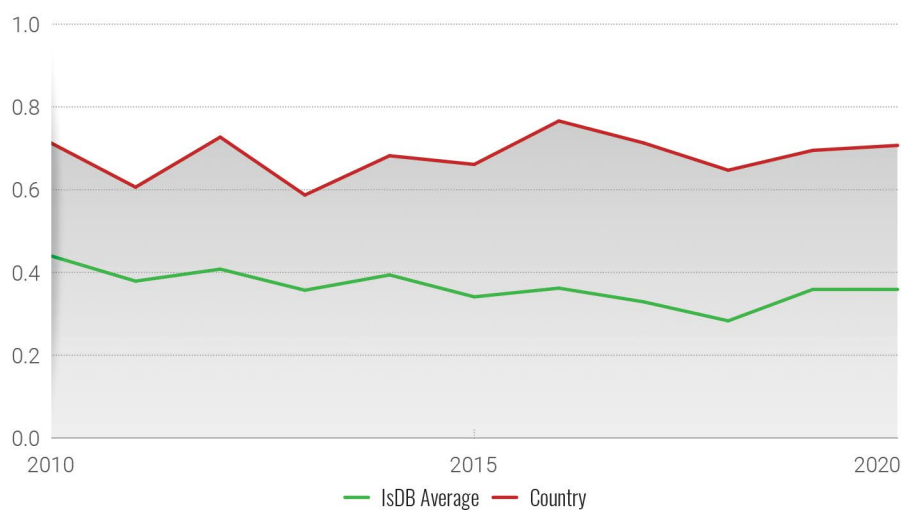
### ISDB SCORE



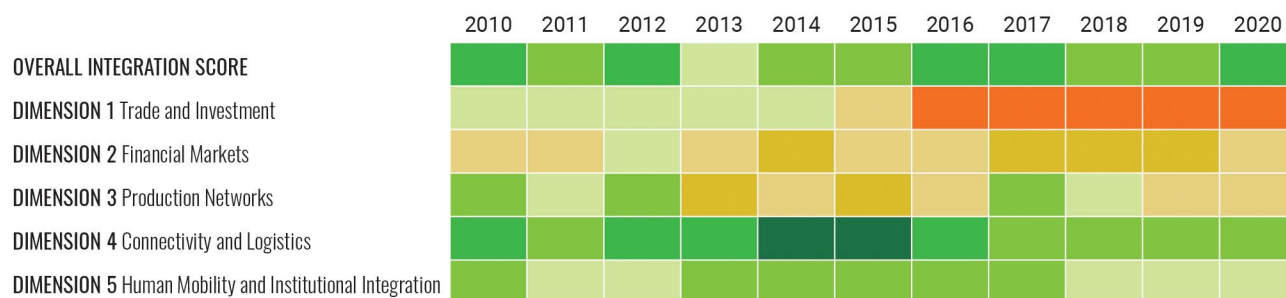
### COUNTRY SCORES BY 5 INTEGRATION DIMENSIONS



### OVERALL INTEGRATION SCORE TRENDS: COUNTRY vs ISDB AVERAGE



### COUNTRY INTEGRATION TRENDS



# COUNTRY PROFILE

## SENEGAL



### COUNTRY SCORE



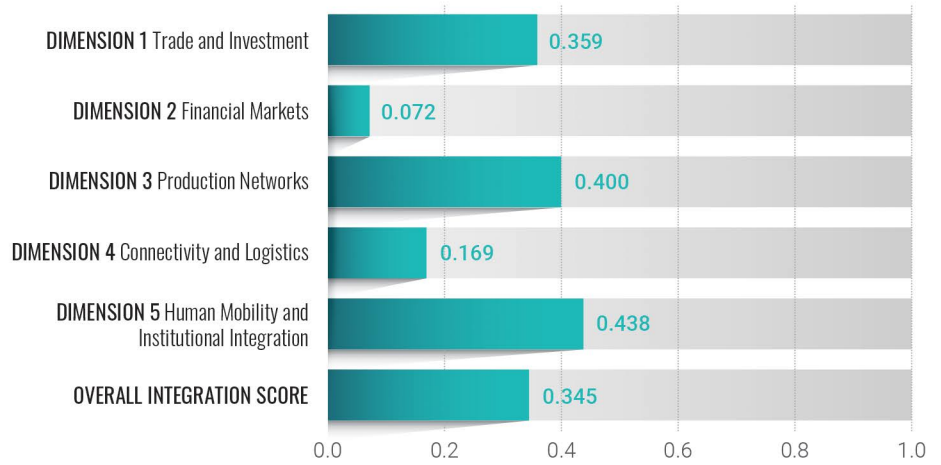
### REGIONAL HUB SCORE



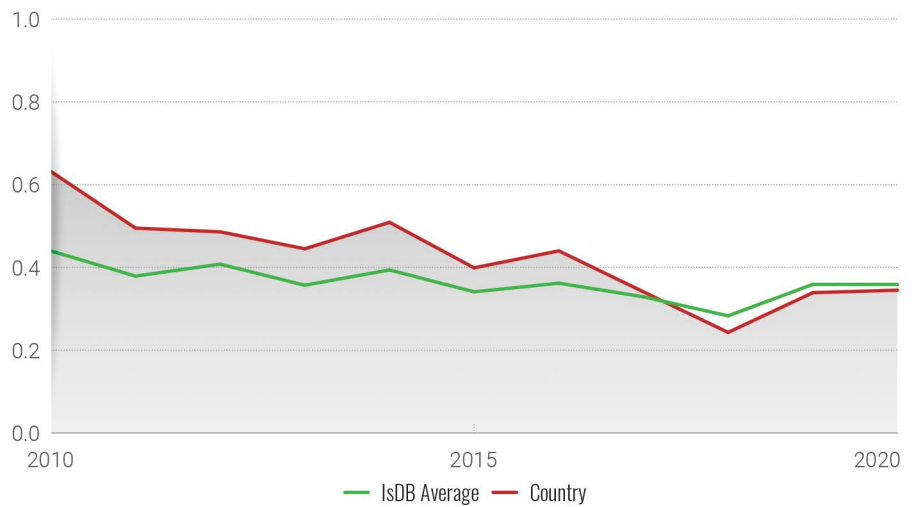
### ISDB SCORE



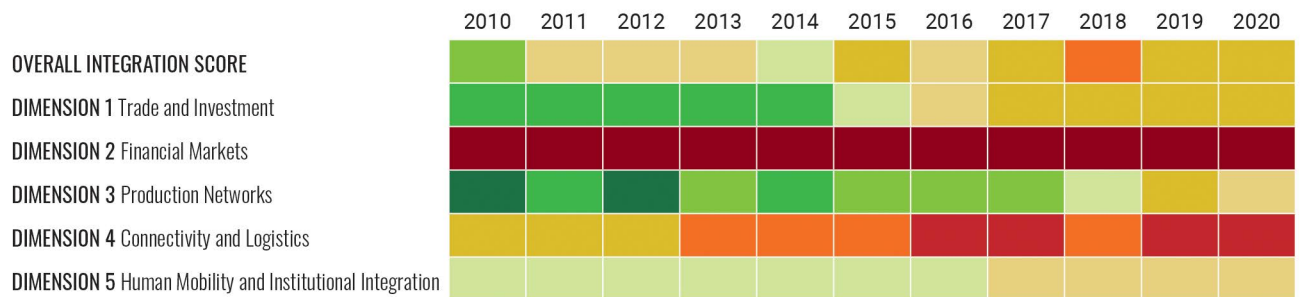
### COUNTRY SCORES BY 5 INTEGRATION DIMENSIONS



### OVERALL INTEGRATION SCORE TRENDS: COUNTRY vs ISDB AVERAGE




### COUNTRY INTEGRATION TRENDS

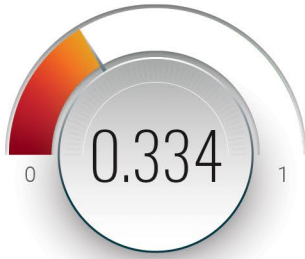


# COUNTRY PROFILE

## SIERRA LEONE



### COUNTRY SCORE



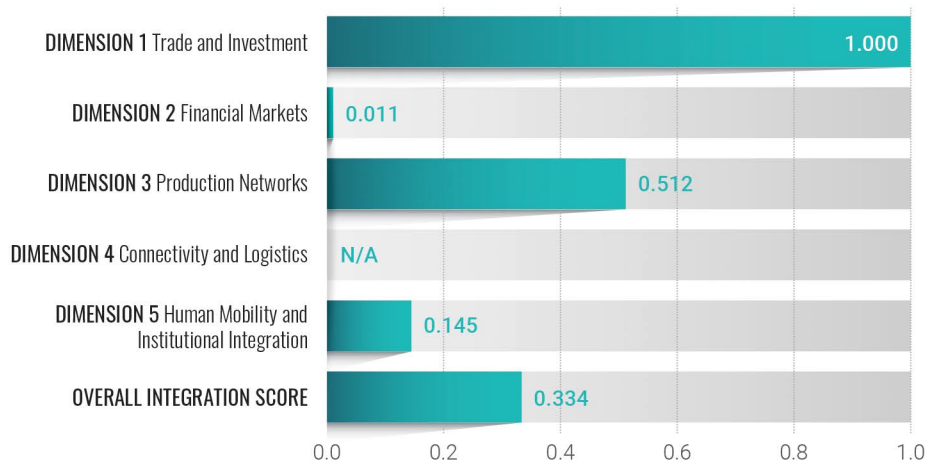
### REGIONAL HUB SCORE



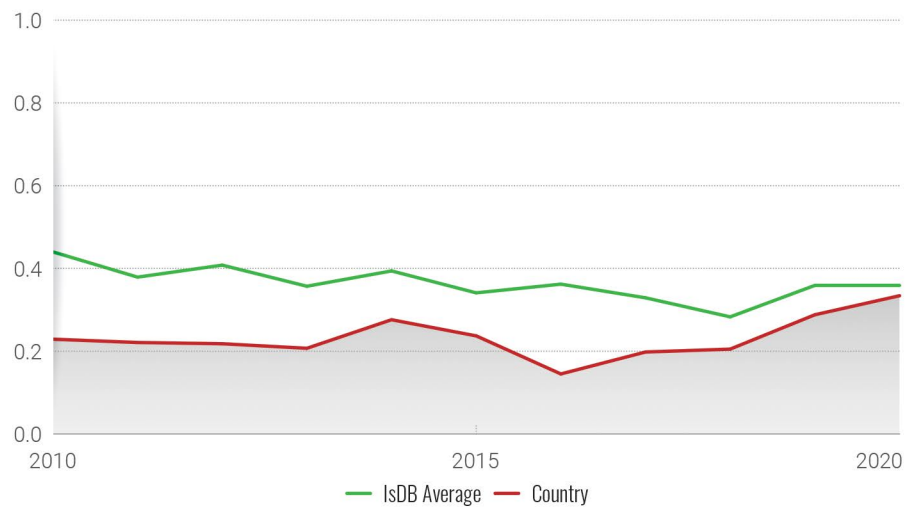
### IsDB SCORE



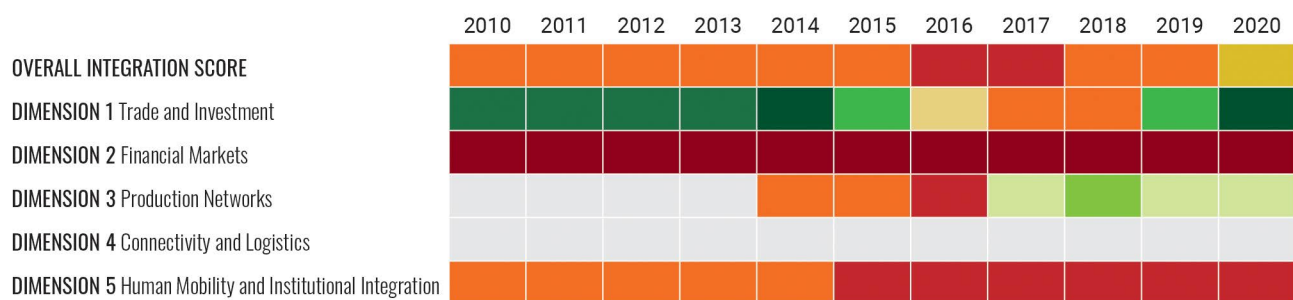
### COUNTRY SCORES BY 5 INTEGRATION DIMENSIONS



### OVERALL INTEGRATION SCORE TRENDS: COUNTRY vs IsDB AVERAGE




### COUNTRY INTEGRATION TRENDS



# COUNTRY PROFILE

## SUDAN



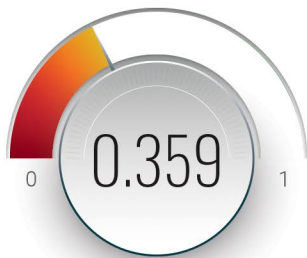
### COUNTRY SCORE



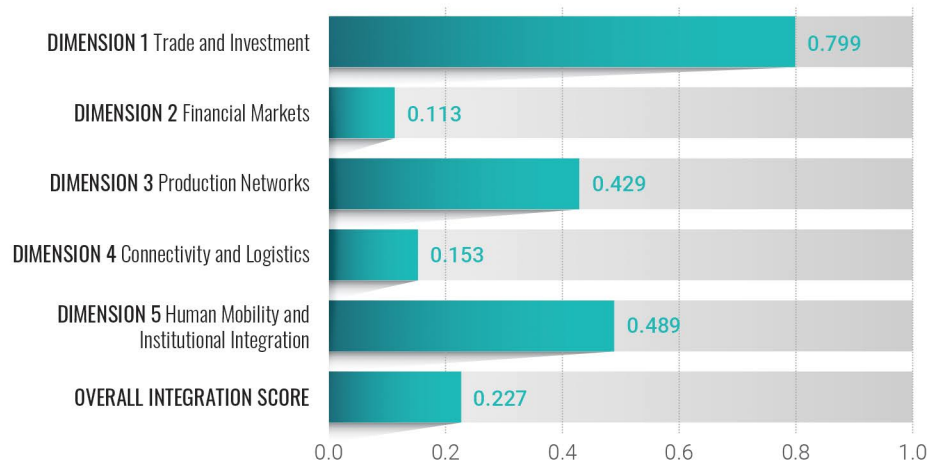
### REGIONAL HUB SCORE



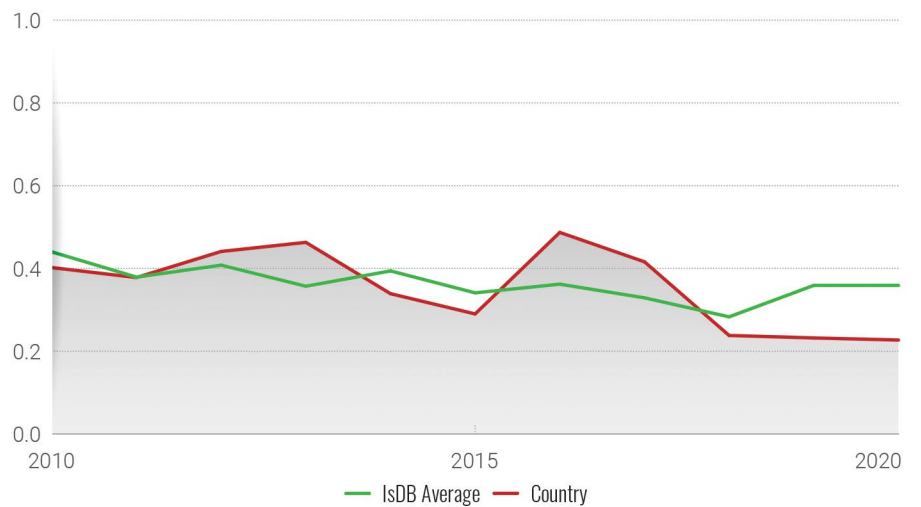
### ISDB SCORE



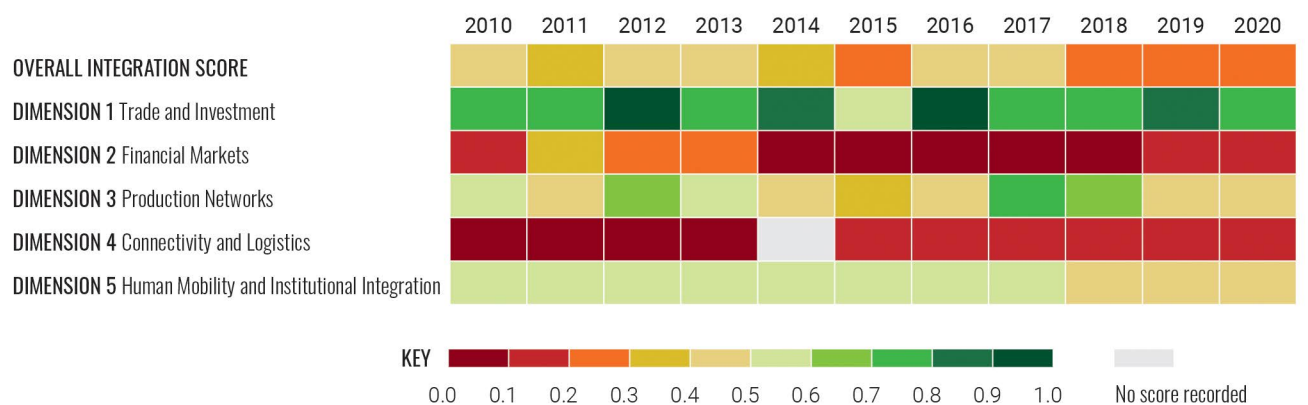
### COUNTRY SCORES BY 5 INTEGRATION DIMENSIONS



### OVERALL INTEGRATION SCORE TRENDS: COUNTRY vs ISDB AVERAGE



### COUNTRY INTEGRATION TRENDS



# COUNTRY PROFILE

## SURINAME



### COUNTRY SCORE



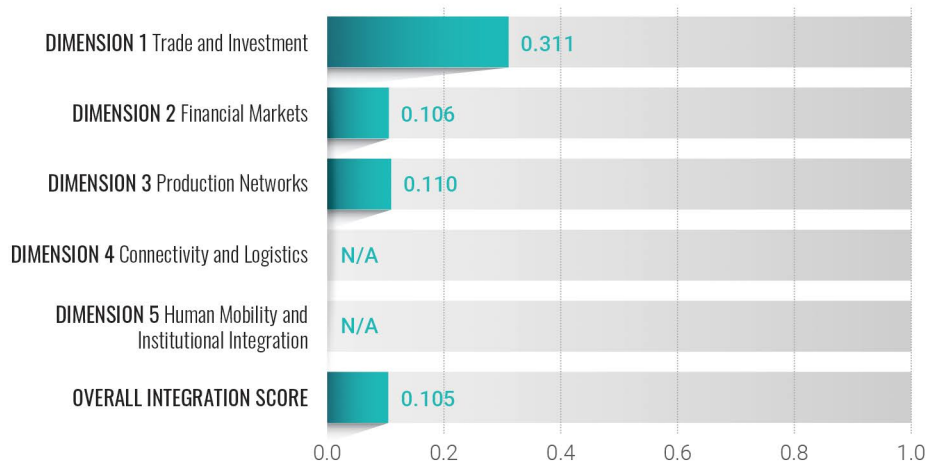
### REGIONAL HUB SCORE



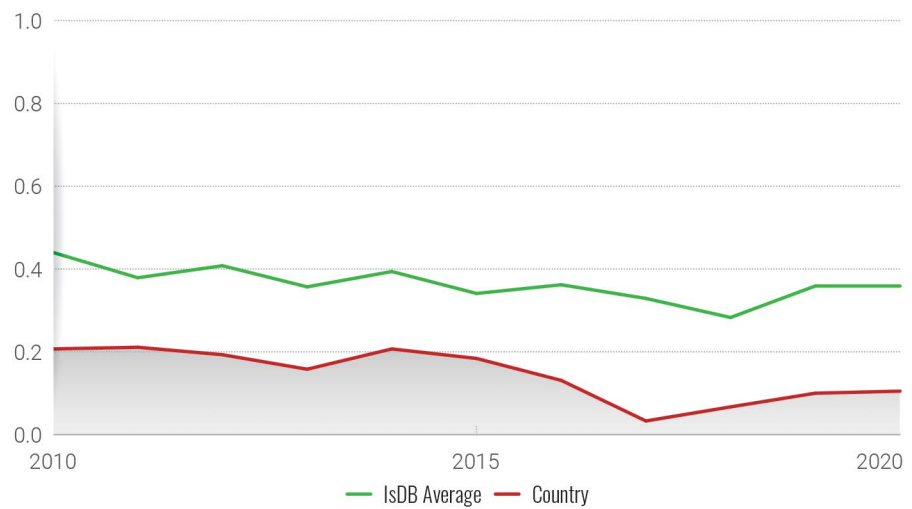
### ISDB SCORE



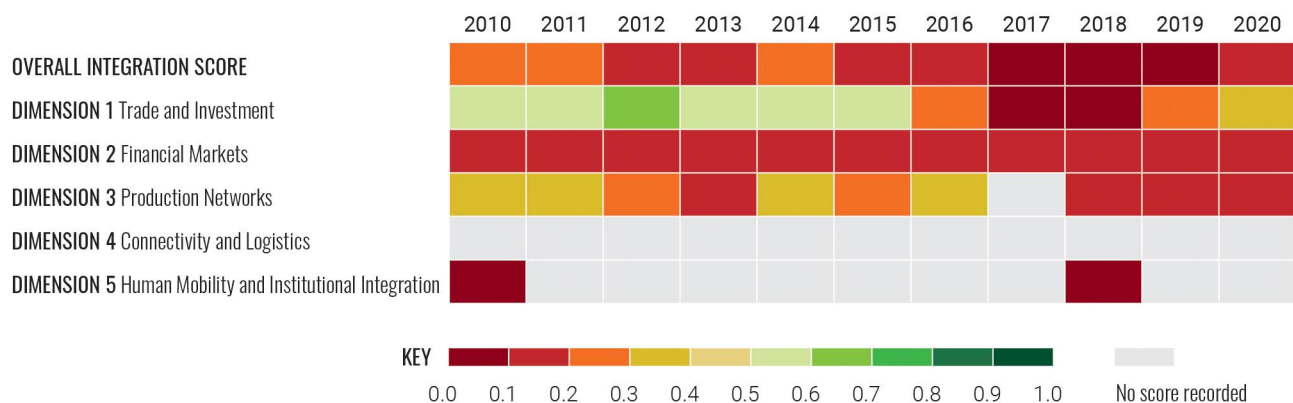
### COUNTRY SCORES BY 5 INTEGRATION DIMENSIONS



### OVERALL INTEGRATION SCORE TRENDS: COUNTRY vs ISDB AVERAGE



### COUNTRY INTEGRATION TRENDS



# COUNTRY PROFILE

## SYRIA



### COUNTRY SCORE



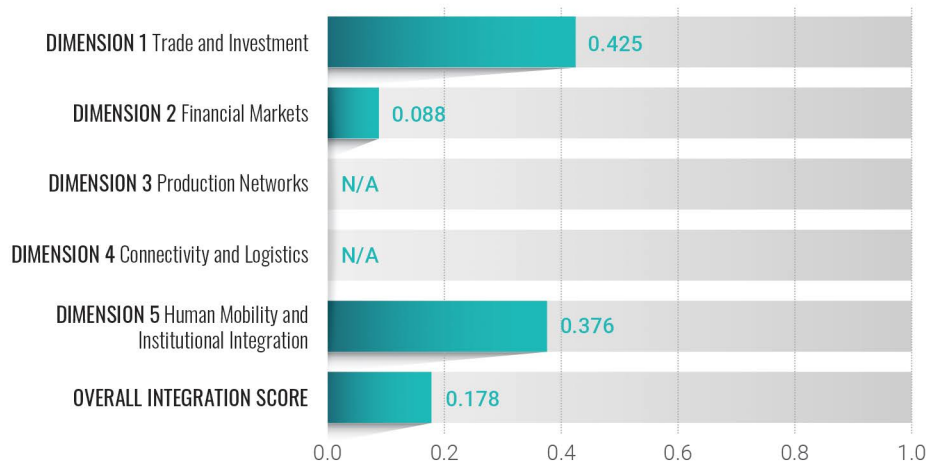
### REGIONAL HUB SCORE



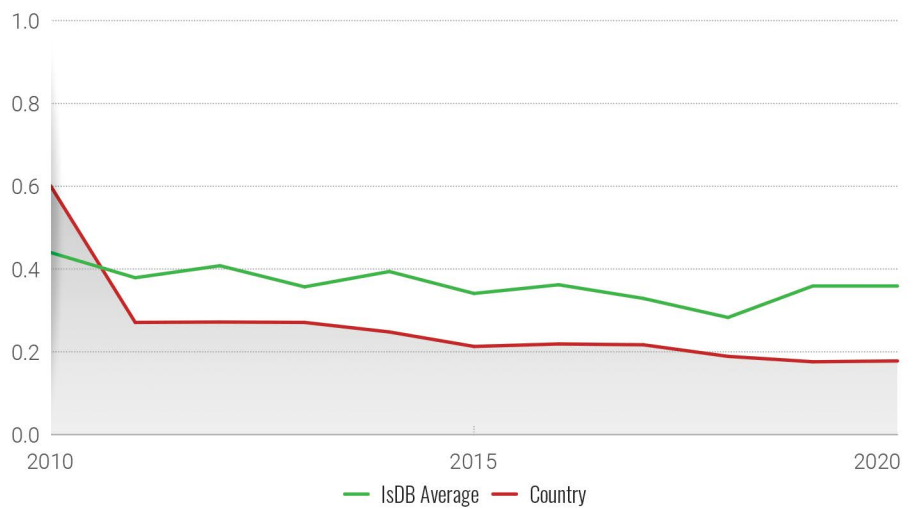
### ISDB SCORE



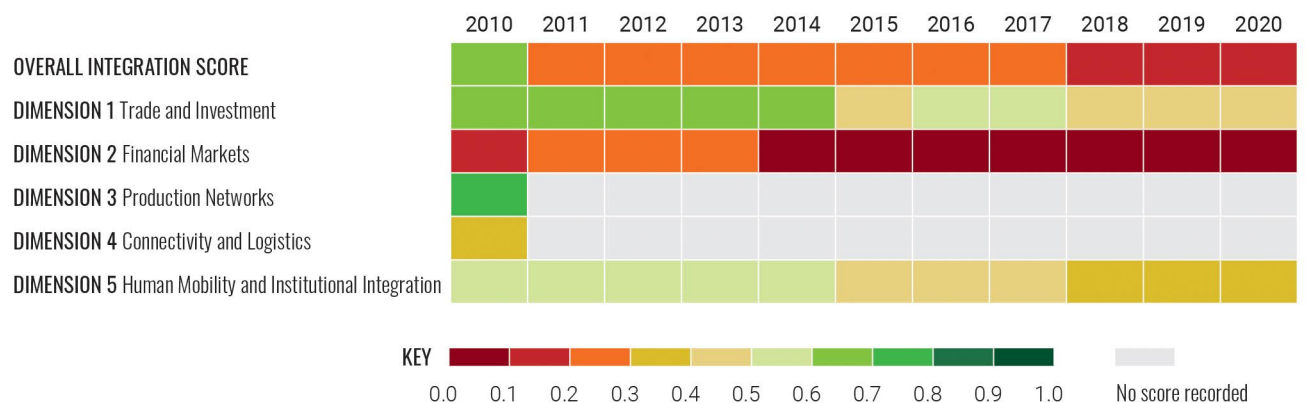
### COUNTRY SCORES BY 5 INTEGRATION DIMENSIONS



### OVERALL INTEGRATION SCORE TRENDS: COUNTRY vs ISDB AVERAGE



### COUNTRY INTEGRATION TRENDS



# COUNTRY PROFILE TAJIKISTAN



## COUNTRY SCORE



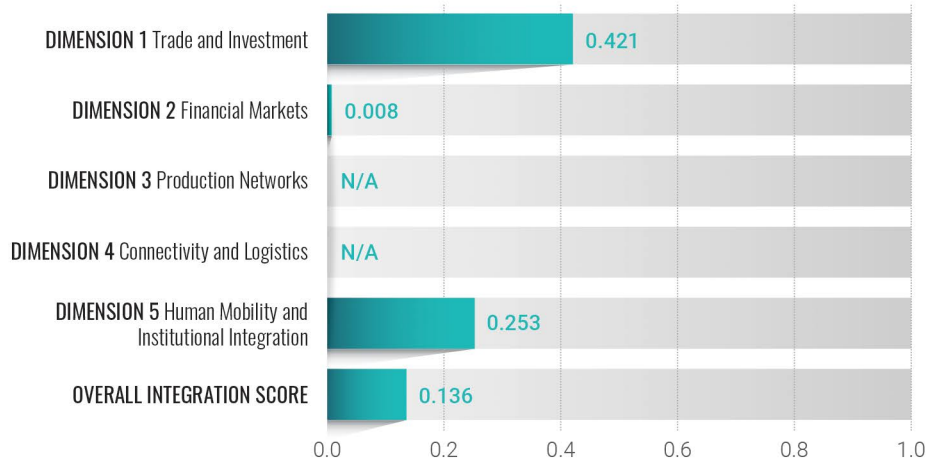
## REGIONAL HUB SCORE



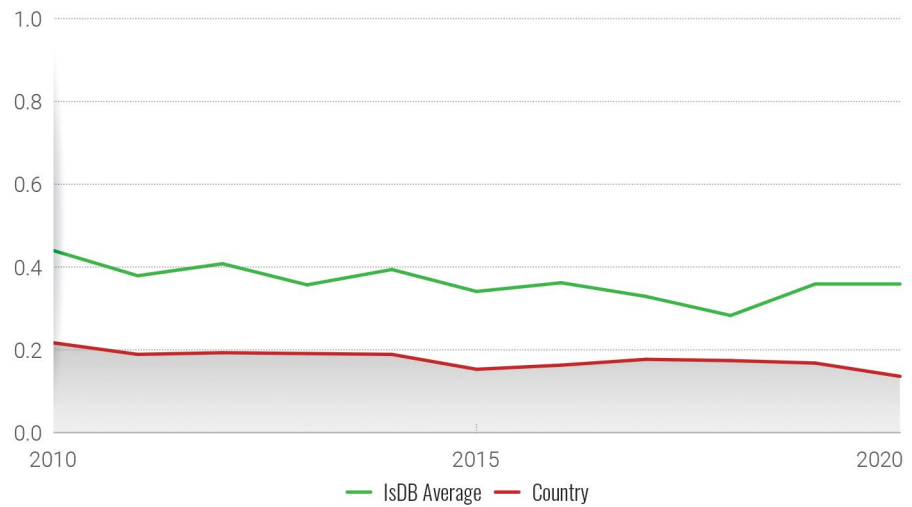
## ISDB SCORE



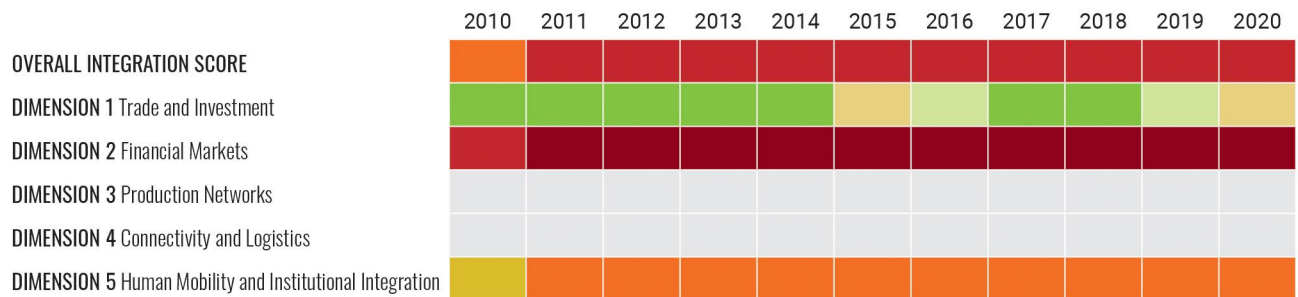
## COUNTRY SCORES BY 5 INTEGRATION DIMENSIONS



## OVERALL INTEGRATION SCORE TRENDS: COUNTRY vs ISDB AVERAGE



## COUNTRY INTEGRATION TRENDS





# COUNTRY PROFILE

## TOGO



### COUNTRY SCORE



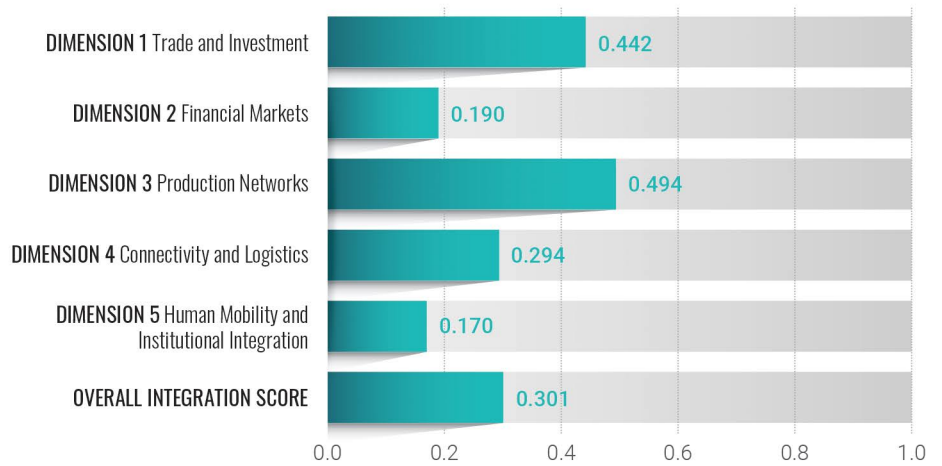
### REGIONAL HUB SCORE



### ISDB SCORE



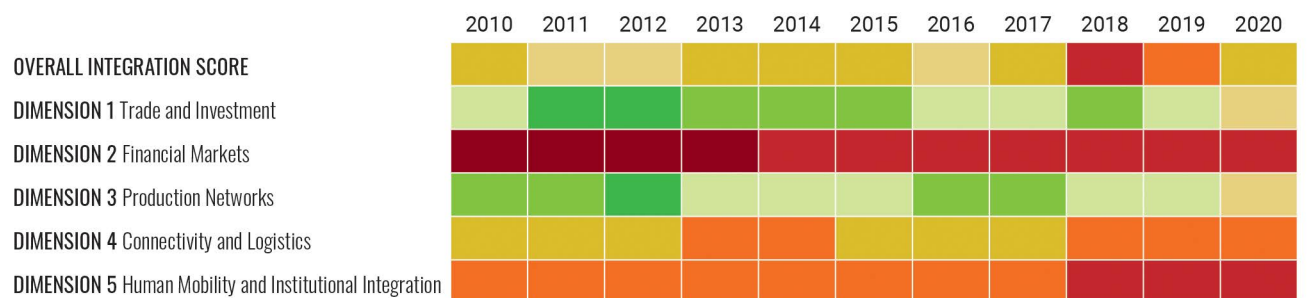
### COUNTRY SCORES BY 5 INTEGRATION DIMENSIONS



### OVERALL INTEGRATION SCORE TRENDS: COUNTRY vs ISDB AVERAGE



### COUNTRY INTEGRATION TRENDS



# COUNTRY PROFILE

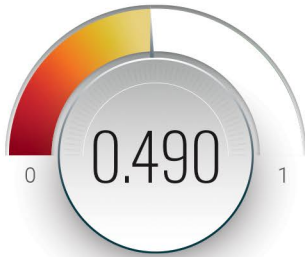
## TUNISIA



### COUNTRY SCORE



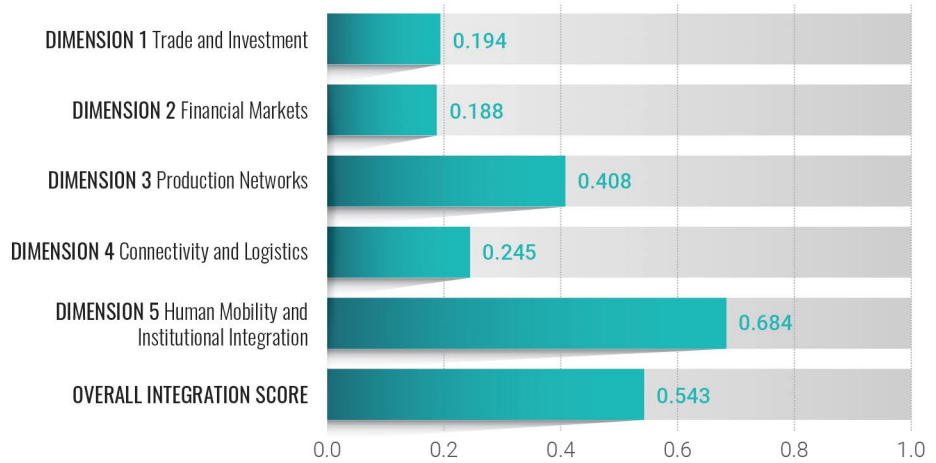
### REGIONAL HUB SCORE



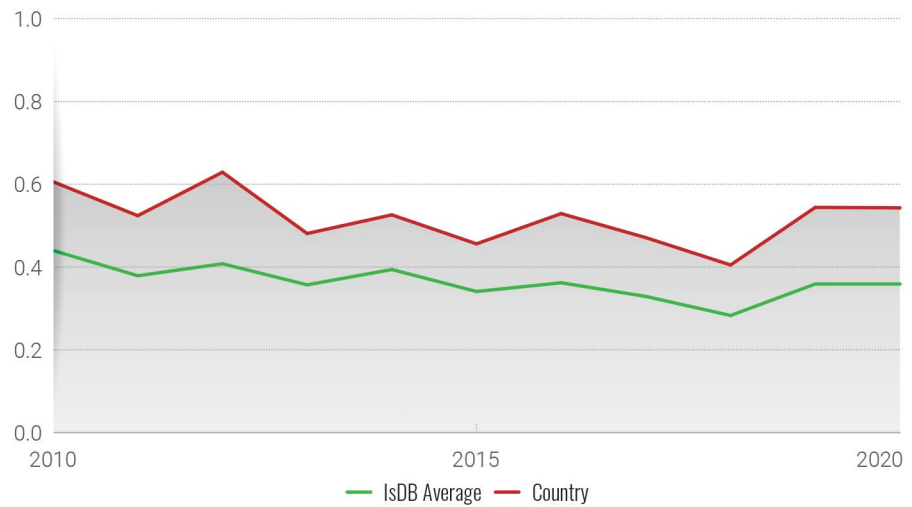
### ISDB SCORE



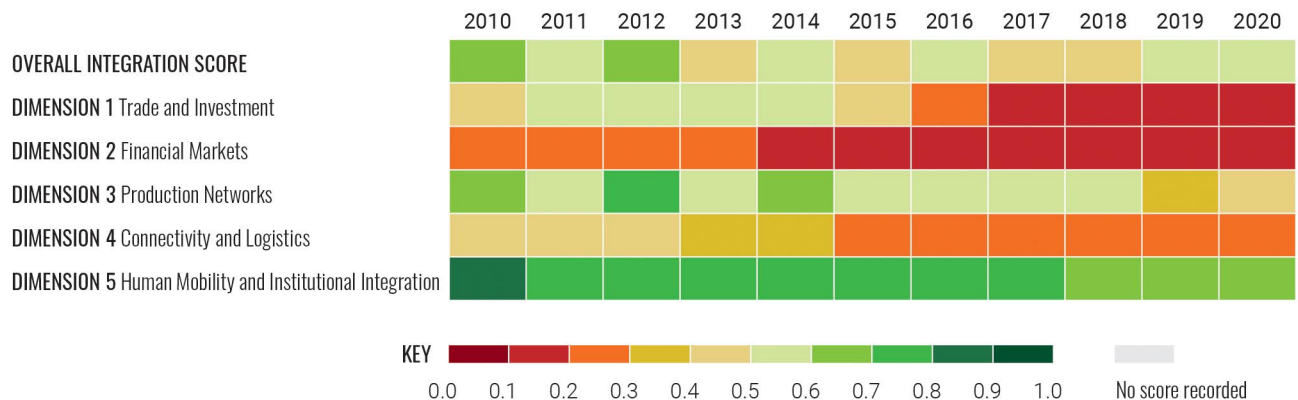
### COUNTRY SCORES BY 5 INTEGRATION DIMENSIONS



### OVERALL INTEGRATION SCORE TRENDS: COUNTRY vs ISDB AVERAGE



### COUNTRY INTEGRATION TRENDS

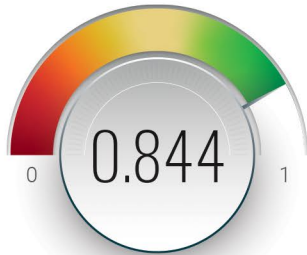


# COUNTRY PROFILE

## TÜRKİYE



### COUNTRY SCORE



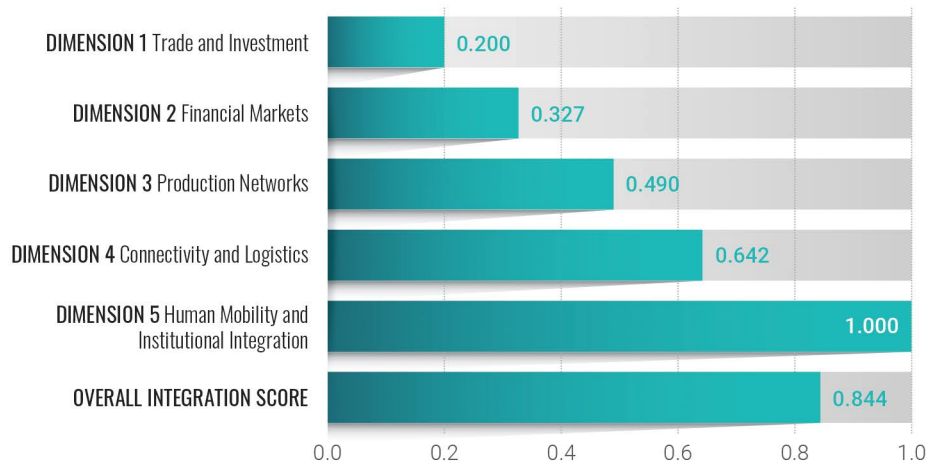
### REGIONAL HUB SCORE



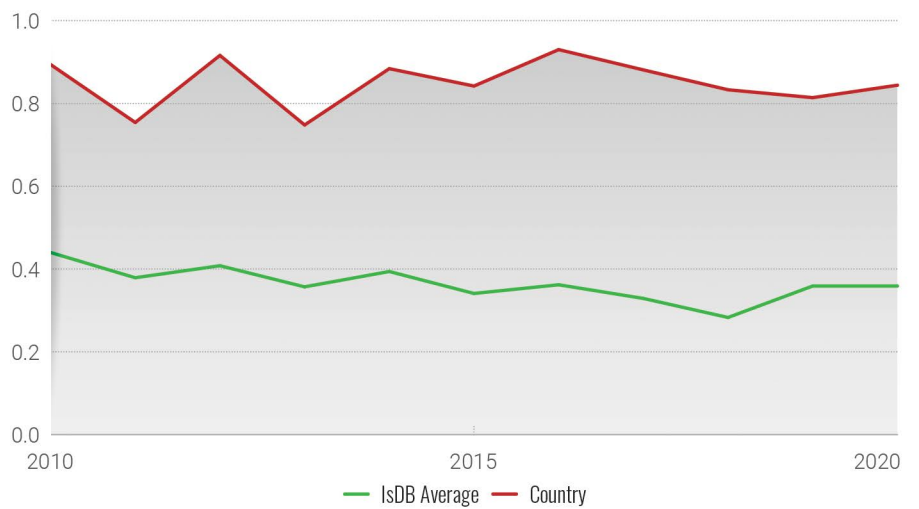
### IsDB SCORE



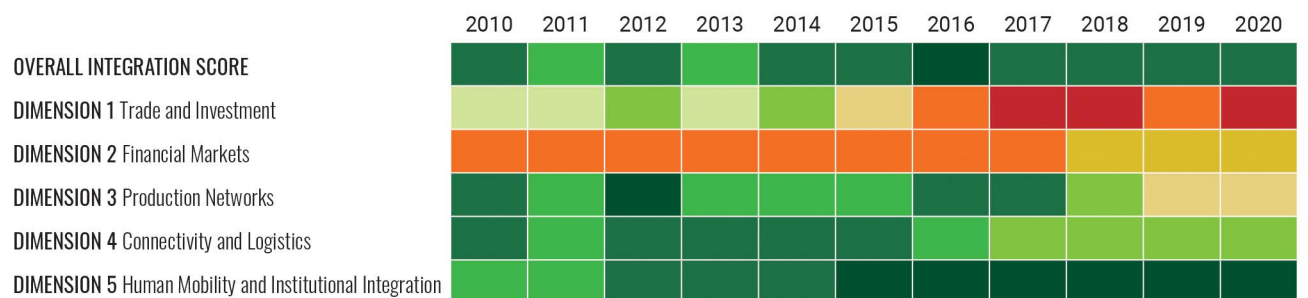
### COUNTRY SCORES BY 5 INTEGRATION DIMENSIONS



### OVERALL INTEGRATION SCORE TRENDS: COUNTRY vs IsDB AVERAGE



### COUNTRY INTEGRATION TRENDS



# COUNTRY PROFILE

## TURKMENISTAN



### COUNTRY SCORE



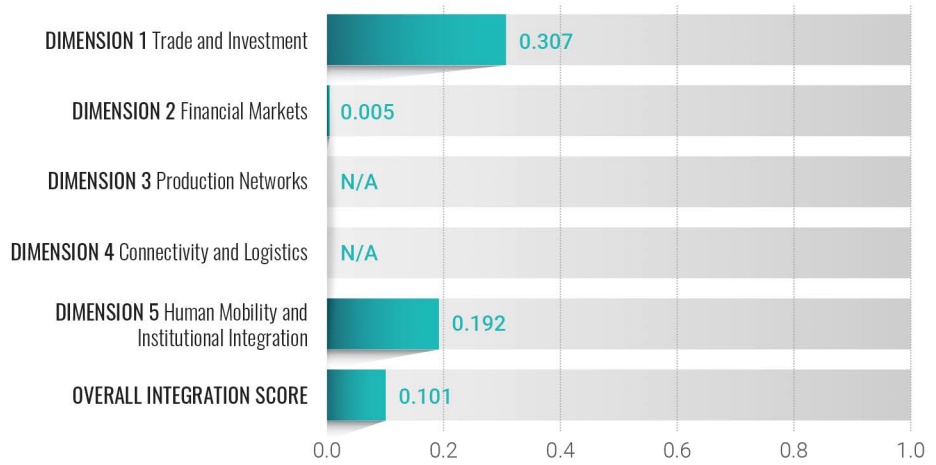
### REGIONAL HUB SCORE



### ISDB SCORE



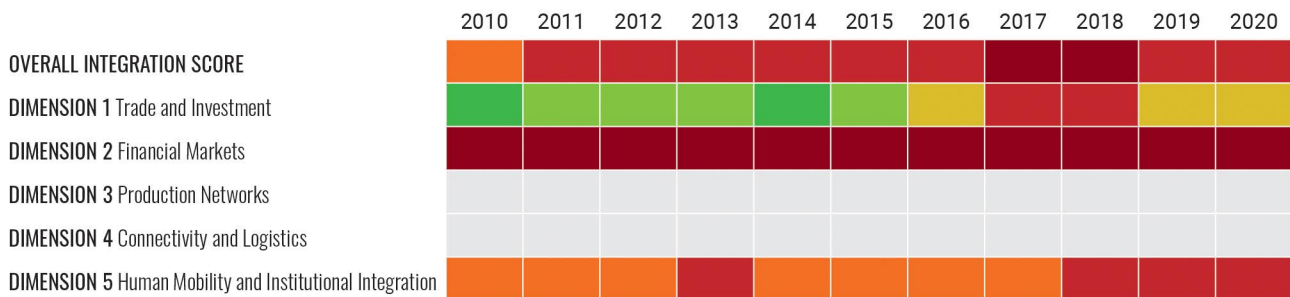
### COUNTRY SCORES BY 5 INTEGRATION DIMENSIONS



### OVERALL INTEGRATION SCORE TRENDS: COUNTRY vs ISDB AVERAGE




### COUNTRY INTEGRATION TRENDS

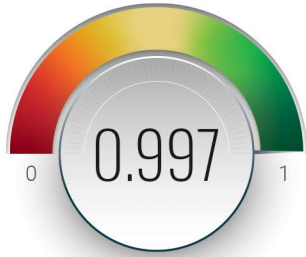


# COUNTRY PROFILE

## U.A.E.



### COUNTRY SCORE



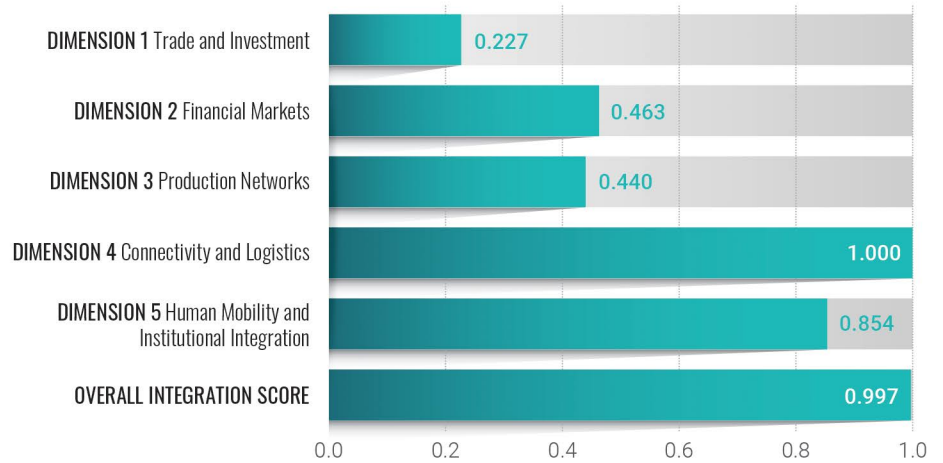
### REGIONAL HUB SCORE



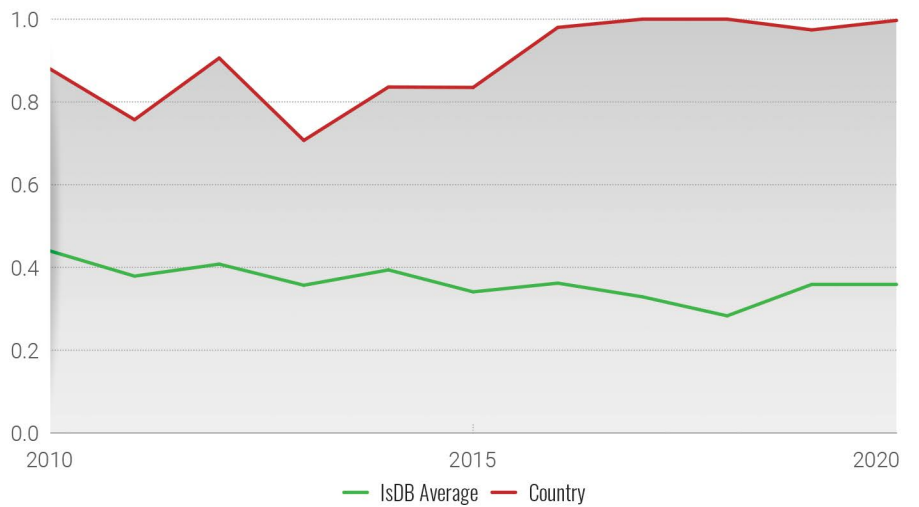
### ISDB SCORE



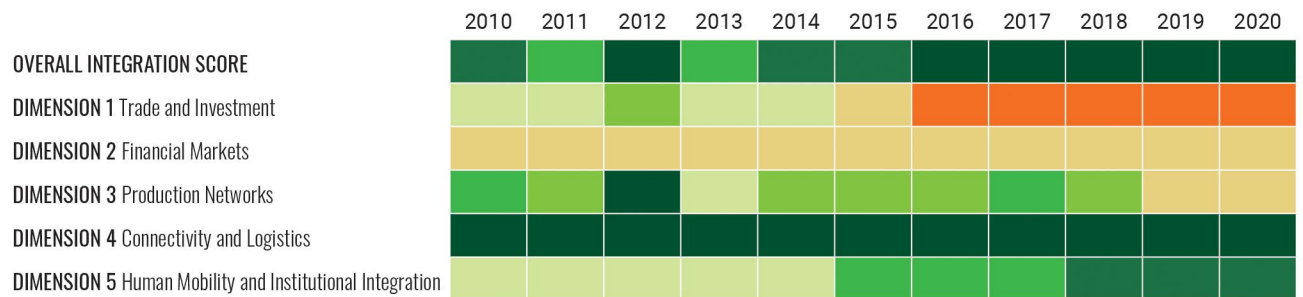
### COUNTRY SCORES BY 5 INTEGRATION DIMENSIONS



### OVERALL INTEGRATION SCORE TRENDS: COUNTRY vs ISDB AVERAGE



### COUNTRY INTEGRATION TRENDS



# COUNTRY PROFILE

## UGANDA



### COUNTRY SCORE



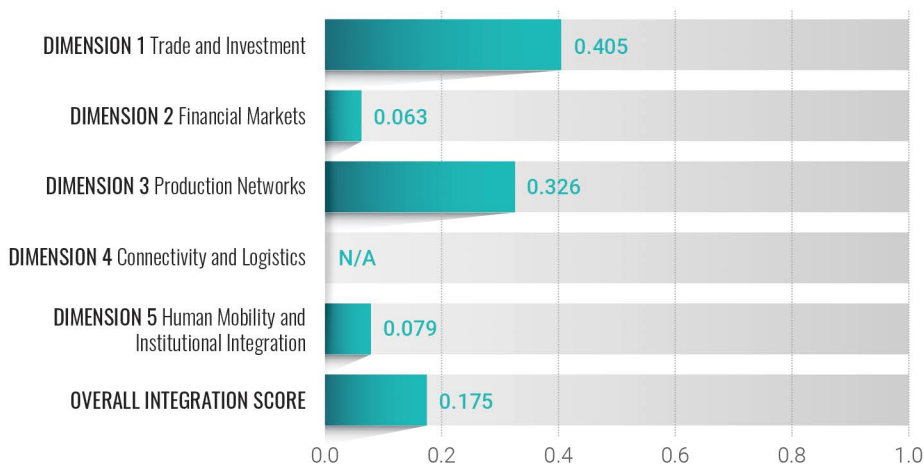
### REGIONAL HUB SCORE



### ISDB SCORE



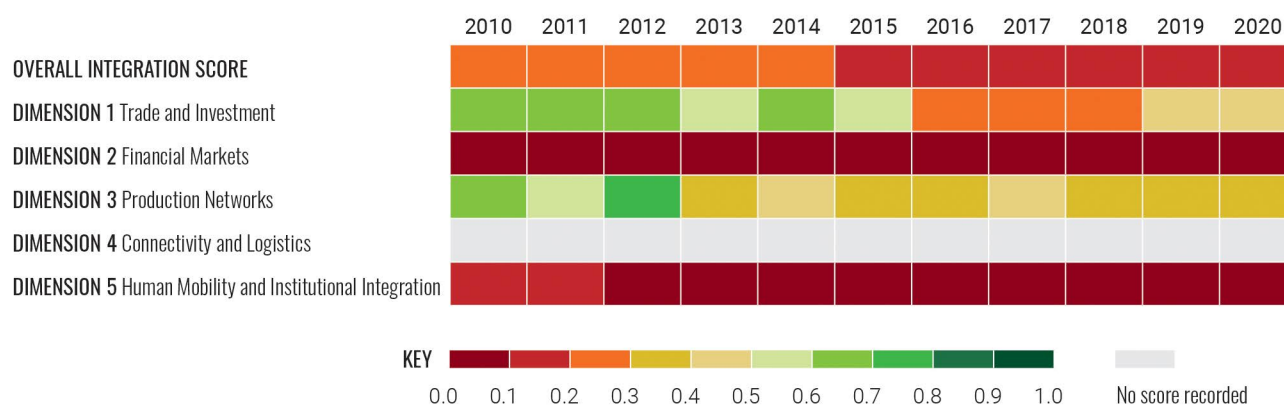
### COUNTRY SCORES BY 5 INTEGRATION DIMENSIONS




### OVERALL INTEGRATION SCORE TRENDS: COUNTRY vs ISDB AVERAGE



### COUNTRY INTEGRATION TRENDS



# COUNTRY PROFILE UZBEKISTAN



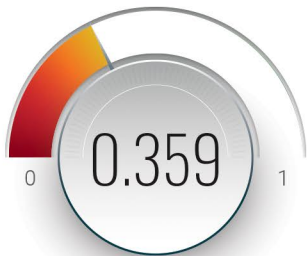
## COUNTRY SCORE



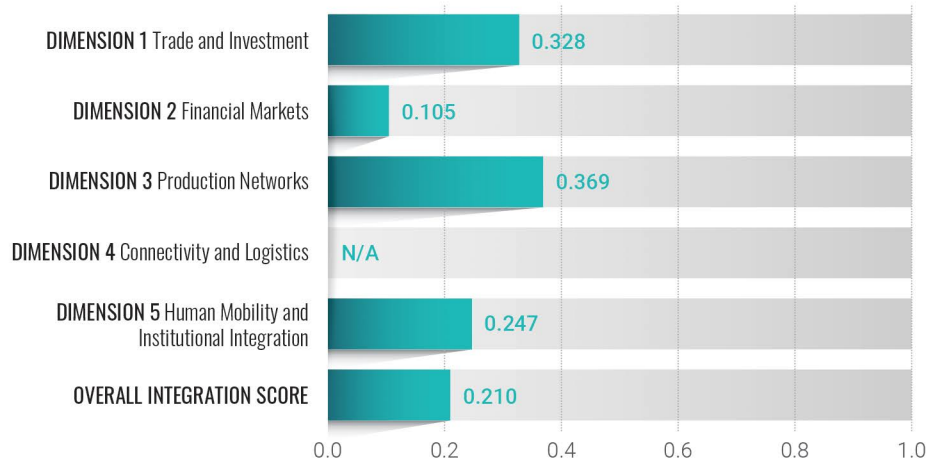
## REGIONAL HUB SCORE



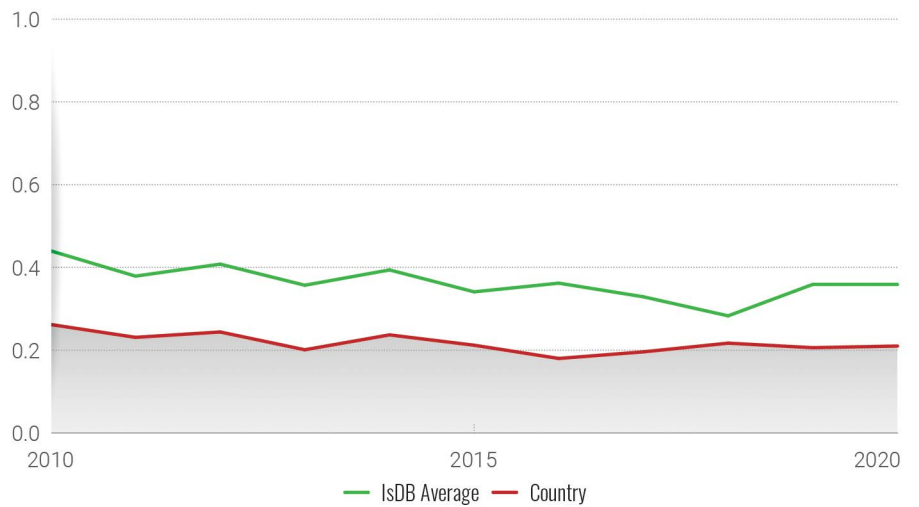
## ISDB SCORE



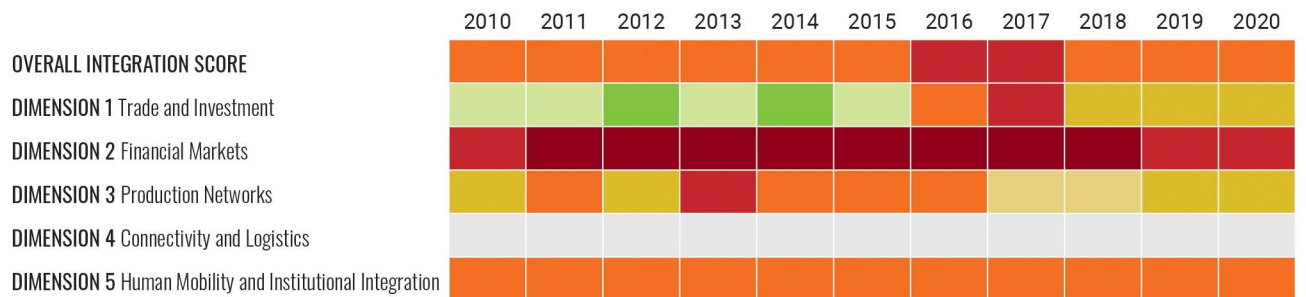
## COUNTRY SCORES BY 5 INTEGRATION DIMENSIONS



## OVERALL INTEGRATION SCORE TRENDS: COUNTRY vs ISDB AVERAGE



## COUNTRY INTEGRATION TRENDS

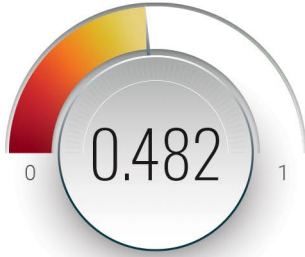


# COUNTRY PROFILE

## YEMEN



### COUNTRY SCORE



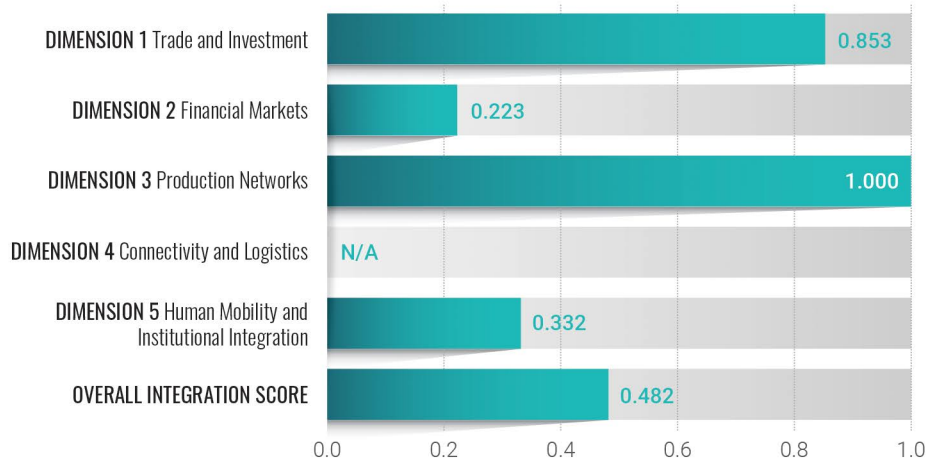
### REGIONAL HUB SCORE



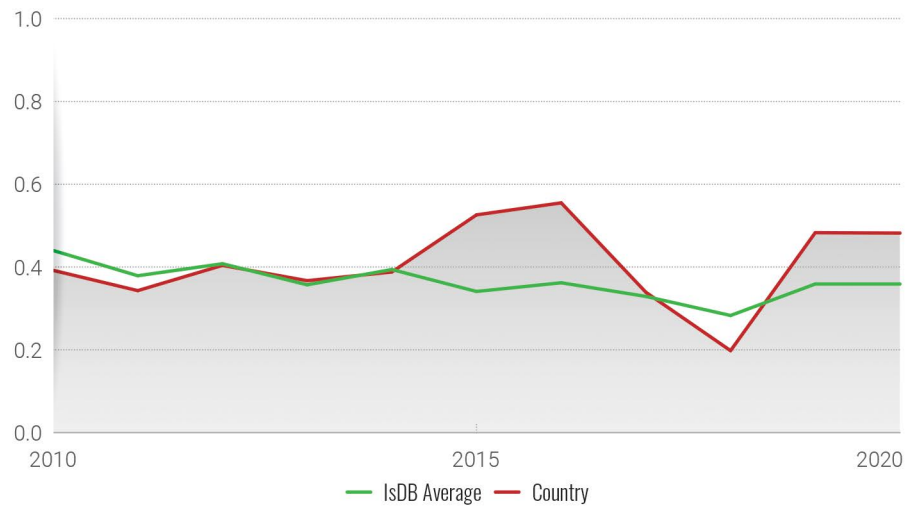
### ISDB SCORE



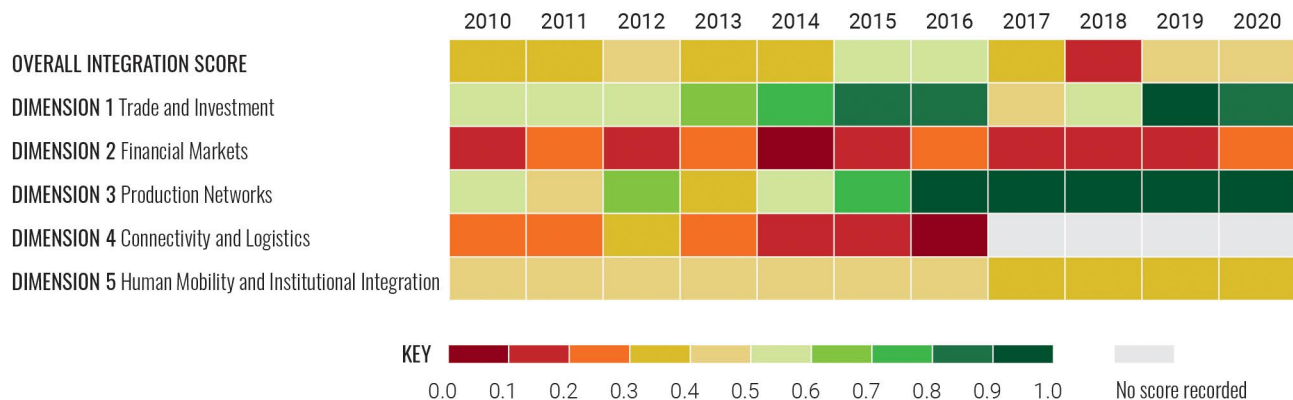
### COUNTRY SCORES BY 5 INTEGRATION DIMENSIONS



### OVERALL INTEGRATION SCORE TRENDS: COUNTRY vs ISDB AVERAGE



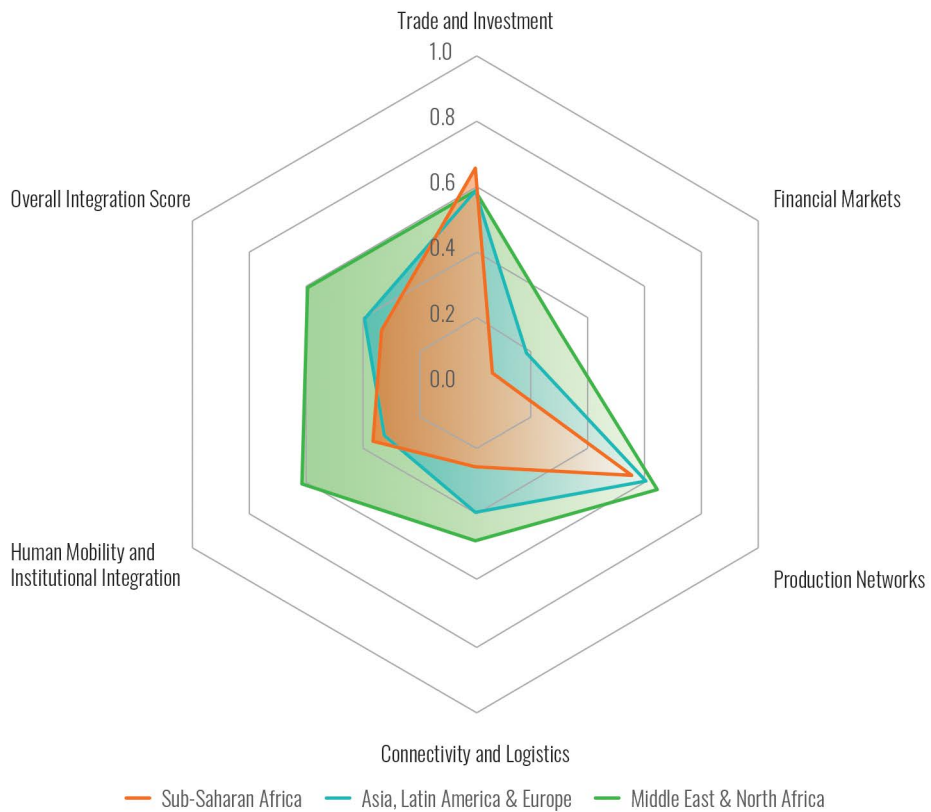
### COUNTRY INTEGRATION TRENDS



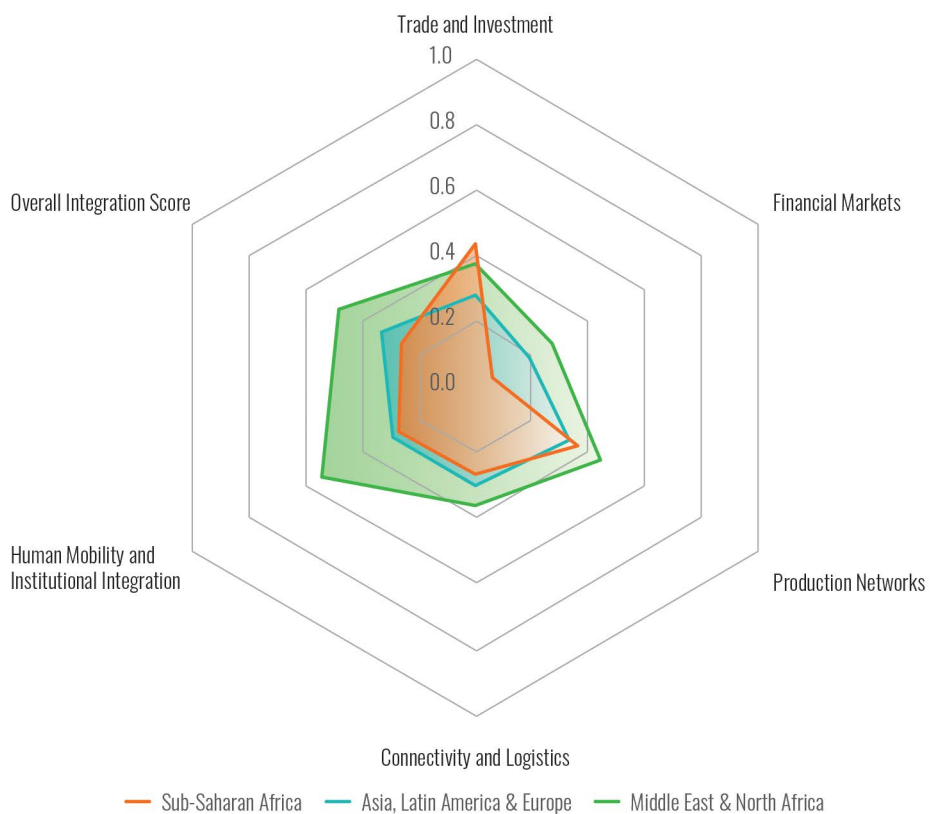


# SUB-REGIONS 2010 vs 2020

## SUB-REGIONAL SCORES (2010)



## SUB-REGIONAL SCORES (2020)





# PART B3: REGIONAL HUBS

## REGIONAL HUB COUNTRY GROUPINGS

### HEADQUARTERS (COO)

Bahrain  
Kuwait  
Oman  
Qatar  
Saudi Arabia  
U.A.E.  
Yemen

### REGIONAL HUB ABUJA (NIGERIA)

Benin  
Burkina Faso  
Cameroon  
Chad  
Gabon  
Niger  
Nigeria  
Togo

### REGIONAL HUB ALMATY (KAZAKHSTAN)

Kazakhstan  
Kyrgyz Republic  
Tajikistan  
Turkmenistan  
Uzbekistan

### REGIONAL HUB ANKARA (TÜRKIYE)

Afghanistan  
Albania  
Azerbaijan  
Iran  
Pakistan  
Türkiye

### REGIONAL HUB CAIRO (EGYPT)

Egypt  
Iraq  
Jordan  
Lebanon  
Palestine  
Sudan  
Syria



● **REGIONAL HUB DAKAR (SENEGAL)**  
 Côte d'Ivoire  
 Gambia  
 Guinea  
 Guinea-Bissau  
 Mali  
 Senegal  
 Sierra Leone

● **REGIONAL HUB DHAKA (BANGLADESH)**  
 Bangladesh  
 Maldives  
  
● **REGIONAL HUB JAKARTA (INDONESIA)**  
 Brunei  
 Indonesia

● **REGIONAL HUB KAMPALA (UGANDA)**  
 Comoros  
 Djibouti  
 Mozambique  
 Somalia  
 Uganda

● **REGIONAL HUB PARAMARIBO (SURINAME)**  
 Guyana  
 Suriname

● **REGIONAL HUB RABAT (MOROCCO)**  
 Algeria  
 Libya  
 Mauritania  
 Morocco  
 Tunisia

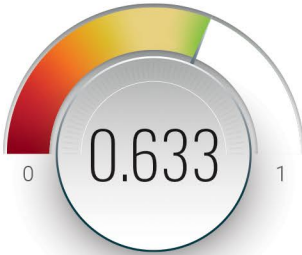
## HUB PROFILE

### HEADQUARTERS (COO)

- **HIGHLY INTEGRATED WITH OTHER IsDB MCs**  
 Kuwait  
 Qatar  
 Saudi Arabia  
 U.A.E.
- **MODERATELY INTEGRATED WITH OTHER IsDB MCs**  
 Bahrain  
 Oman  
 Yemen



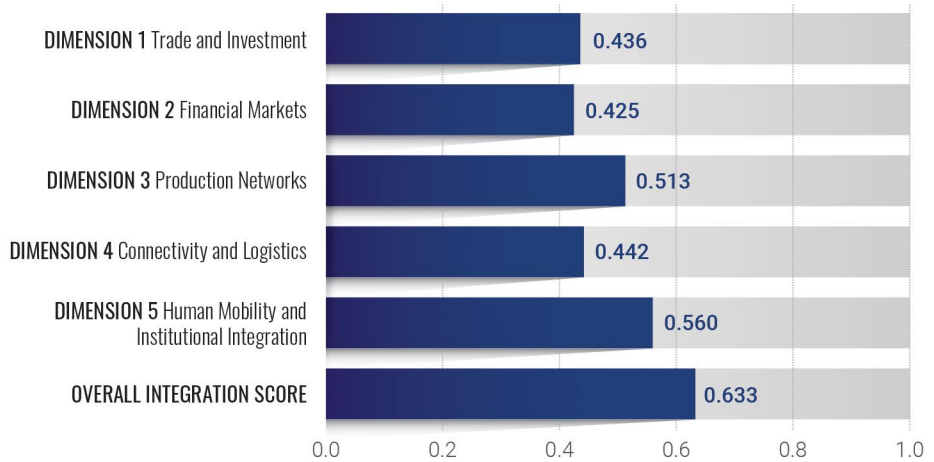
### REGIONAL HUB SCORE



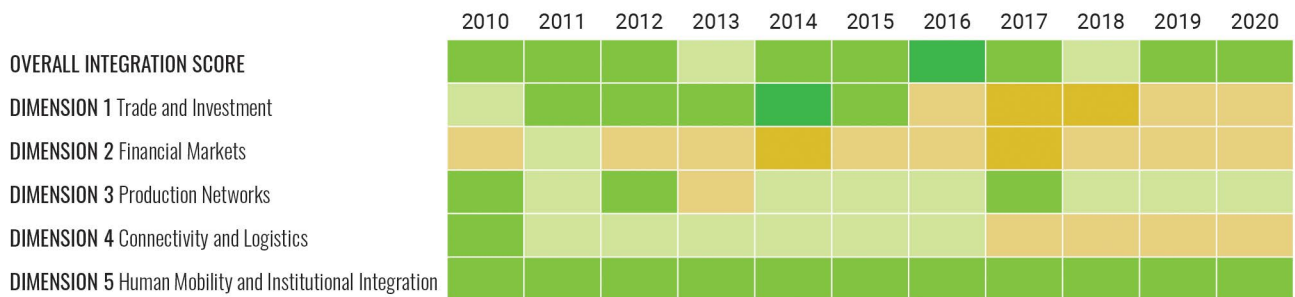
### IsDB SCORE



### HUB SCORES BY 5 INTEGRATION DIMENSIONS



### HUB INTEGRATION TRENDS



## HUB PROFILE

# ABUJA (NIGERIA)

- **MODERATELY INTEGRATED WITH OTHER IsDB MCs**  
 Benin  
 Cameroon  
 Niger  
 Nigeria  
 Togo
- **WEAKLY INTEGRATED WITH OTHER IsDB MCs**  
 Burkina Faso  
 Chad  
 Gabon



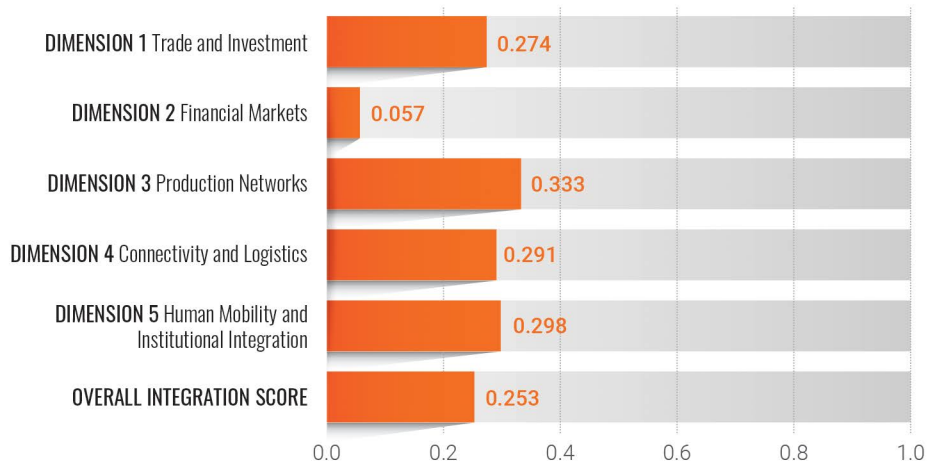
## REGIONAL HUB SCORE



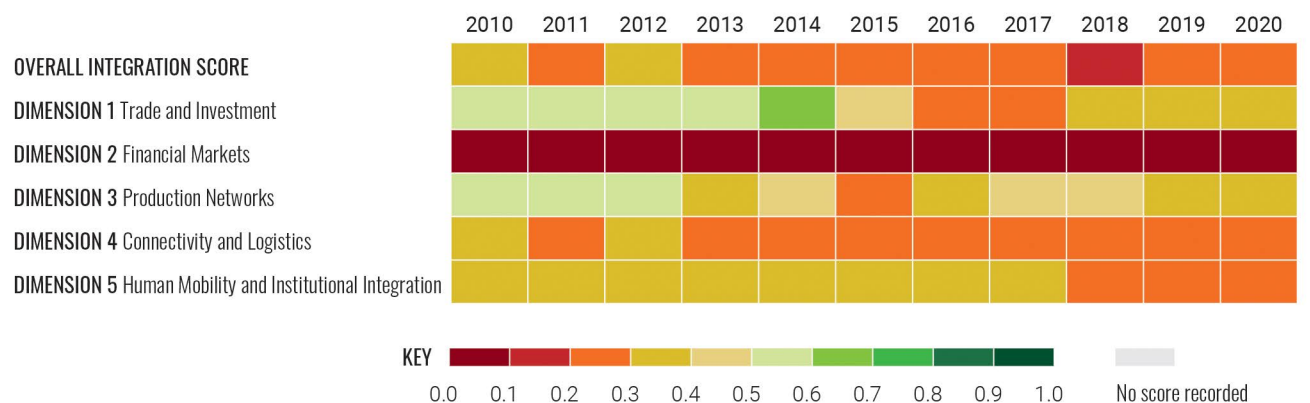
## IsDB SCORE



## HUB SCORES BY 5 INTEGRATION DIMENSIONS



## HUB INTEGRATION TRENDS



## HUB PROFILE

# ALMATY (KAZAKHSTAN)

- MODERATELY INTEGRATED WITH OTHER IsDB MCs  
Kyrgyz Republic  
Tajikistan  
Turkmenistan  
Uzbekistan
- WEAKLY INTEGRATED WITH OTHER IsDB MCs  
Kazakhstan



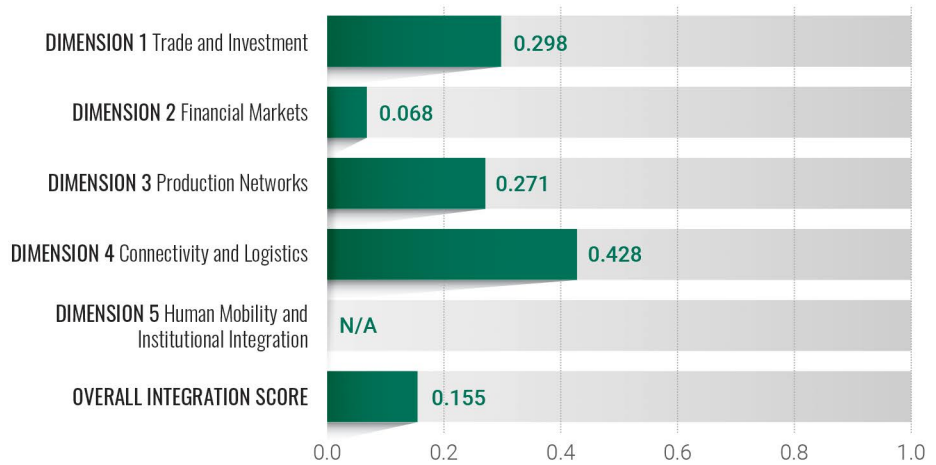
## REGIONAL HUB SCORE



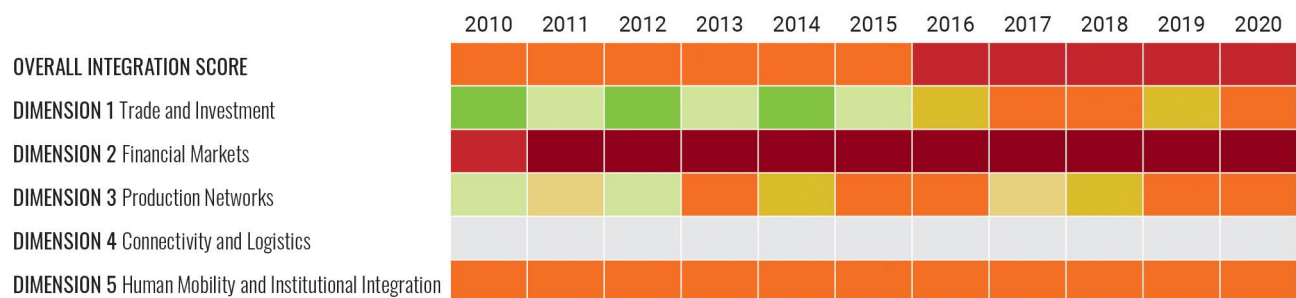
## IsDB SCORE



## HUB SCORES BY 5 INTEGRATION DIMENSIONS



## HUB INTEGRATION TRENDS



## HUB PROFILE

# ANKARA (TÜRKİYE)

- **HIGHLY INTEGRATED WITH OTHER IsDB MCs**  
Iran  
Türkiye
- **MODERATELY INTEGRATED WITH OTHER IsDB MCs**  
Azerbaijan  
Pakistan
- **WEAKLY INTEGRATED WITH OTHER IsDB MCs**  
Albania
- **NOT LISTED DUE TO DATA UNAVAILABILITY**  
Afghanistan



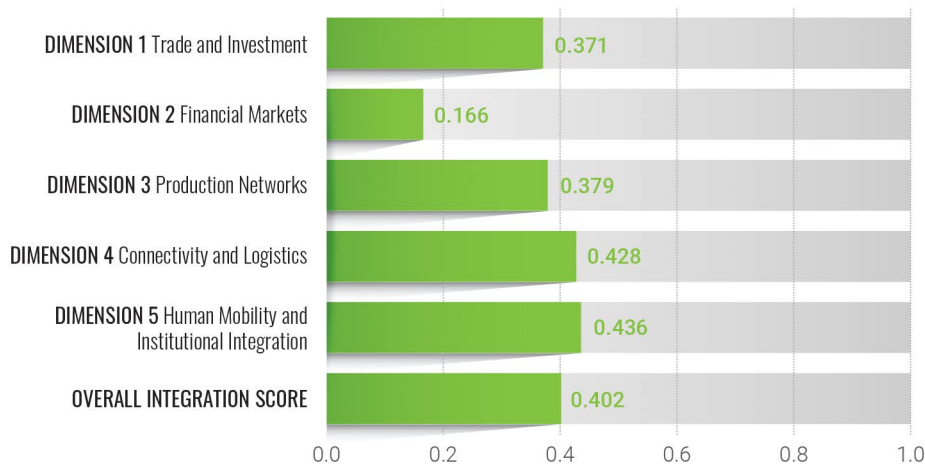
## REGIONAL HUB SCORE



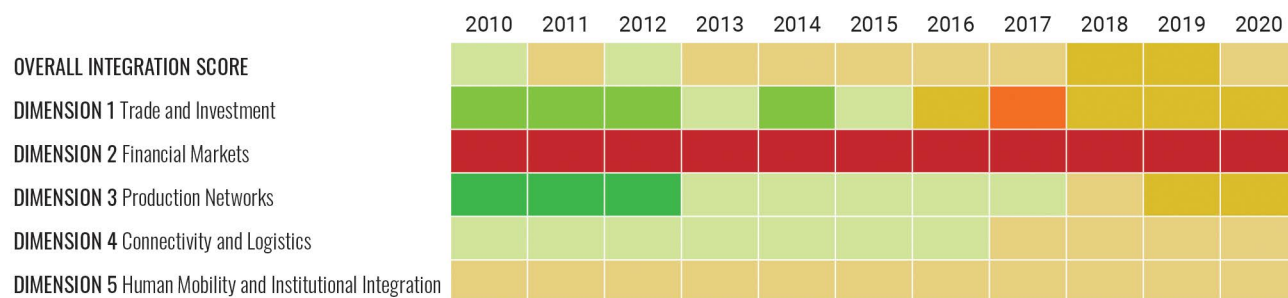
## IsDB SCORE



## HUB SCORES BY 5 INTEGRATION DIMENSIONS



## HUB INTEGRATION TRENDS



## HUB PROFILE

# CAIRO (EGYPT)

- **HIGHLY INTEGRATED WITH OTHER IsDB MCs**  
Egypt
- **MODERATELY INTEGRATED WITH OTHER IsDB MCs**  
Iraq  
Jordan  
Lebanon  
Sudan
- **WEAKLY INTEGRATED WITH OTHER IsDB MCs**  
Palestine  
Syria



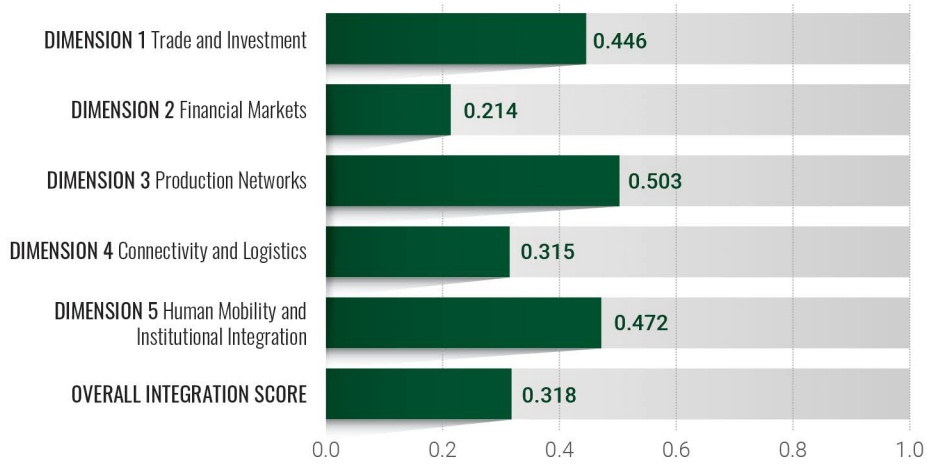
## REGIONAL HUB SCORE



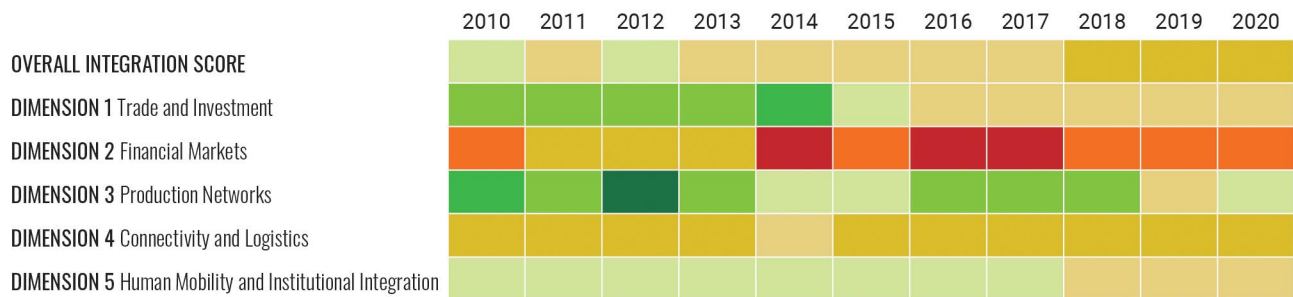
## IsDB SCORE



## HUB SCORES BY 5 INTEGRATION DIMENSIONS



## HUB INTEGRATION TRENDS






## HUB PROFILE

# DAKAR (SENEGAL)

- MODERATELY INTEGRATED WITH OTHER IsDB MCs  
Côte d'Ivoire  
Guinea  
Mali  
Senegal  
Sierra Leone
- WEAKLY INTEGRATED WITH OTHER IsDB MCs  
Gambia  
Guinea-Bissau



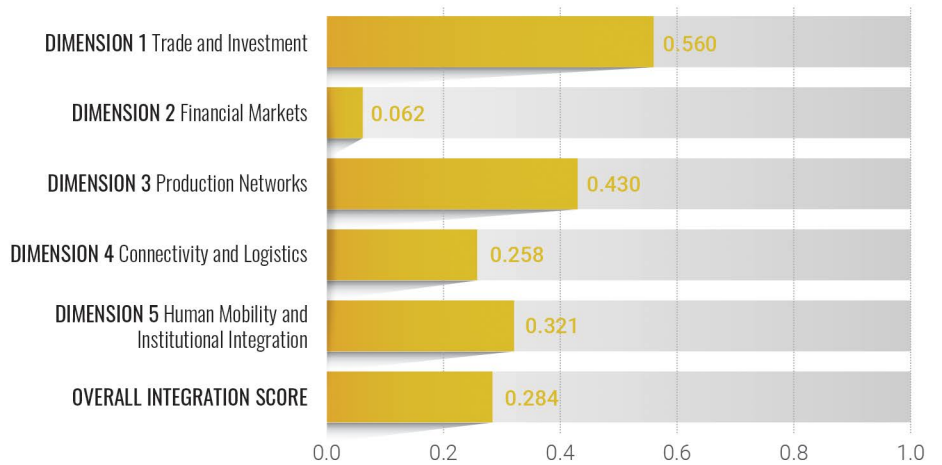
## REGIONAL HUB SCORE



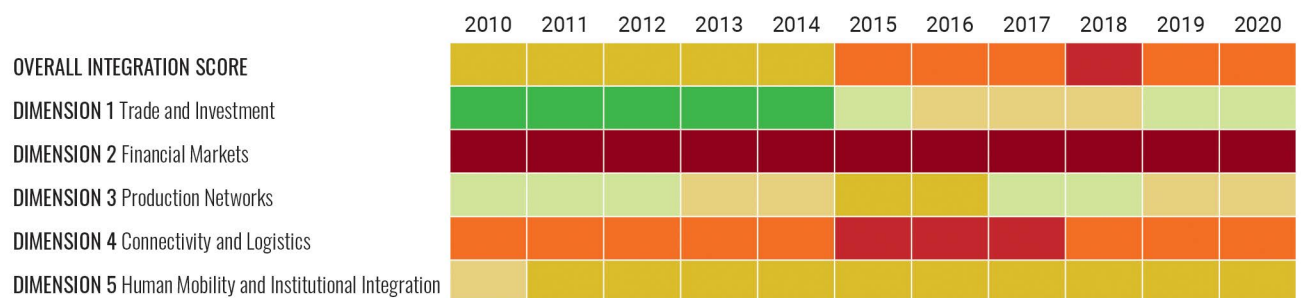
## IsDB SCORE



## HUB SCORES BY 5 INTEGRATION DIMENSIONS



## HUB INTEGRATION TRENDS



## HUB PROFILE

# DHAKA (BANGLADESH)

- MODERATELY INTEGRATED WITH OTHER IsDB MCs  
Bangladesh  
Maldives



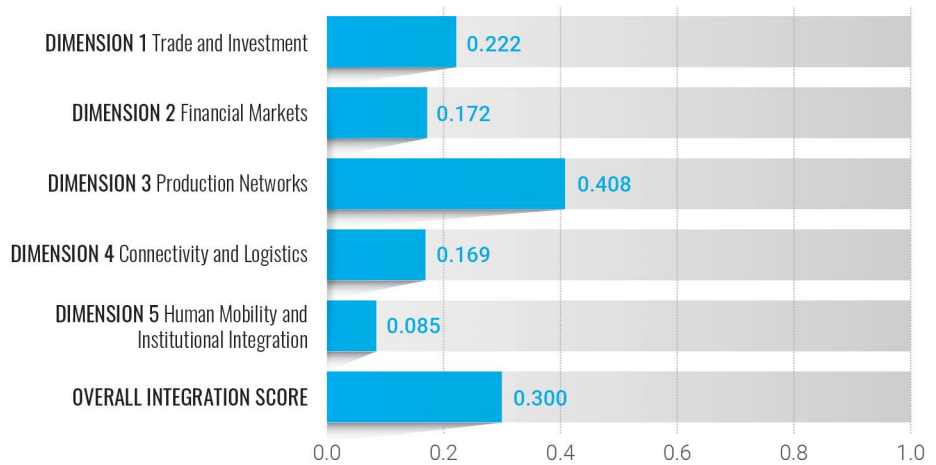
### REGIONAL HUB SCORE



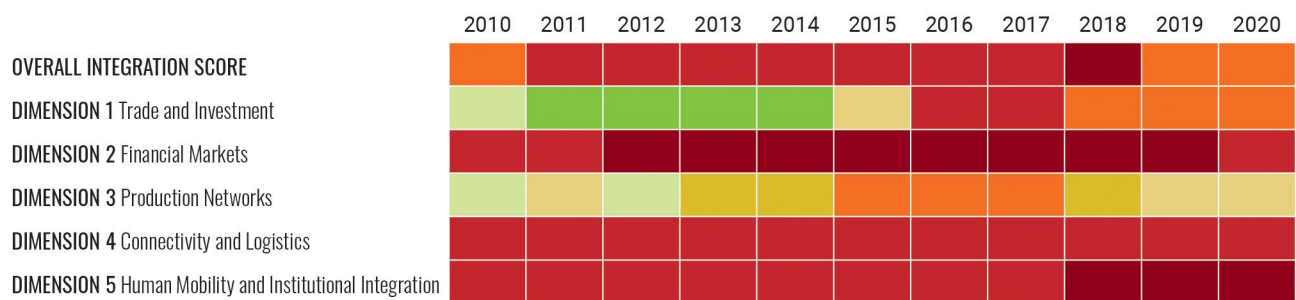
### IsDB SCORE



### HUB SCORES BY 5 INTEGRATION DIMENSIONS



### HUB INTEGRATION TRENDS



## HUB PROFILE

# JAKARTA (INDONESIA)

- HIGHLY INTEGRATED WITH OTHER IsDB MCs  
Indonesia
- MODERATELY INTEGRATED WITH OTHER IsDB MCs  
Brunei



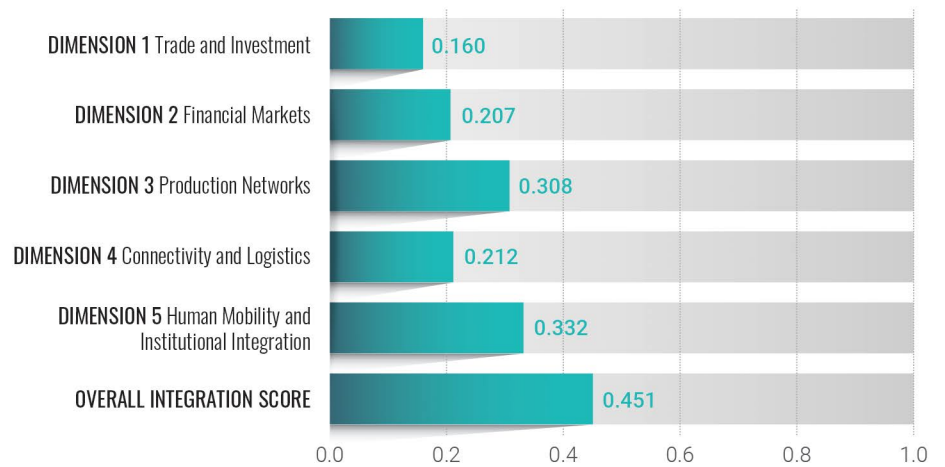
## REGIONAL HUB SCORE



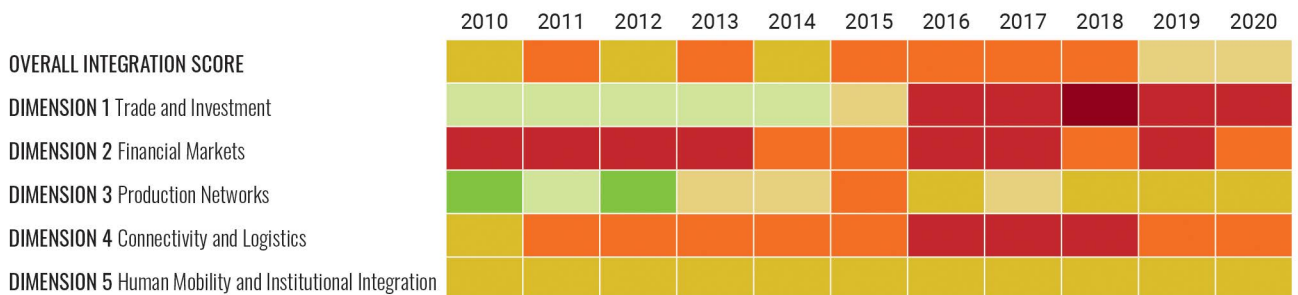
## IsDB SCORE



## HUB SCORES BY 5 INTEGRATION DIMENSIONS



## HUB INTEGRATION TRENDS



## HUB PROFILE

# KAMPALA (UGANDA)

- **HIGHLY INTEGRATED WITH OTHER IsDB MCs**  
Mozambique
- **MODERATELY INTEGRATED WITH OTHER IsDB MCs**  
Djibouti
- **WEAKLY INTEGRATED WITH OTHER IsDB MCs**  
Comoros  
Uganda
- **NOT LISTED DUE TO DATA UNAVAILABILITY**  
Somalia



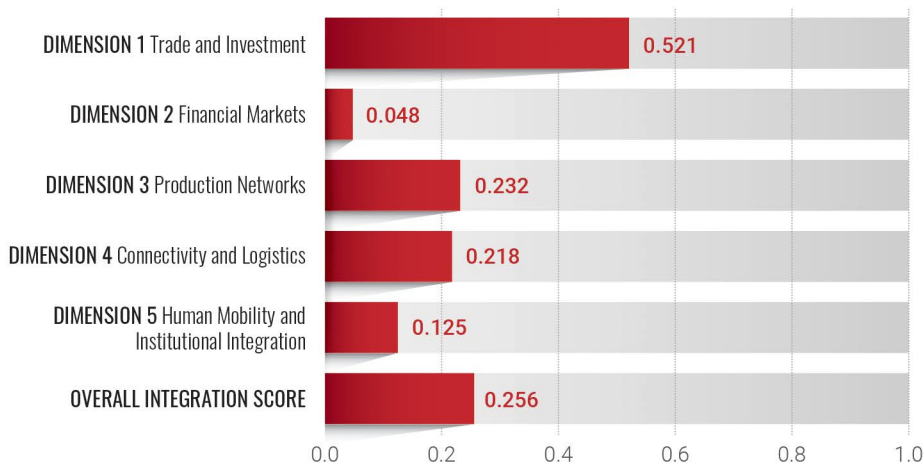
## REGIONAL HUB SCORE



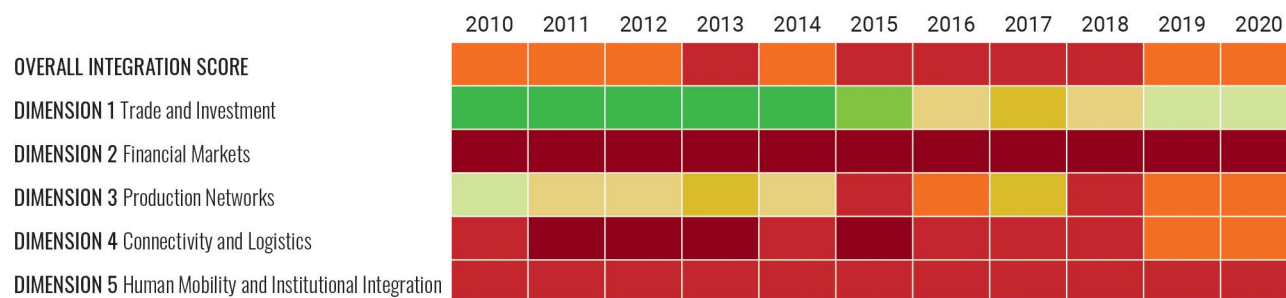
## IsDB SCORE



## HUB SCORES BY 5 INTEGRATION DIMENSIONS



## HUB INTEGRATION TRENDS



## HUB PROFILE

# PARAMARIBO (SURINAME)

- MODERATELY INTEGRATED WITH OTHER IsDB MCs  
Guyana
- WEAKLY INTEGRATED WITH OTHER IsDB MCs  
Suriname



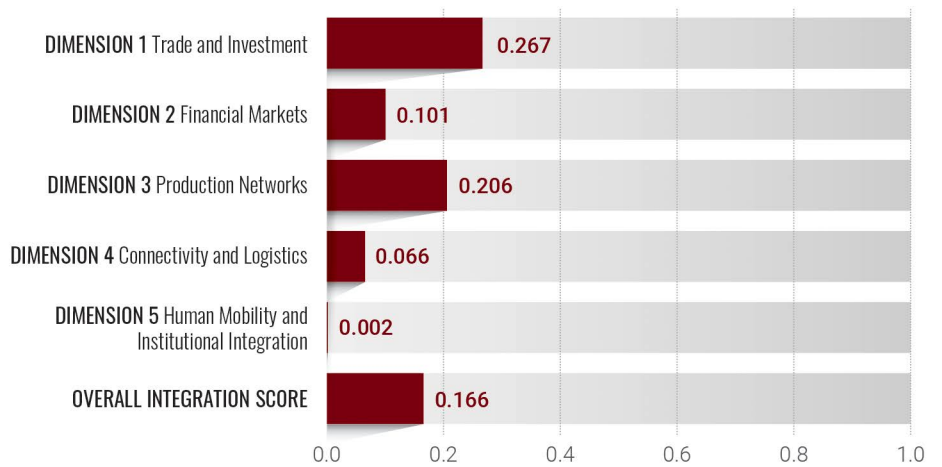
## REGIONAL HUB SCORE



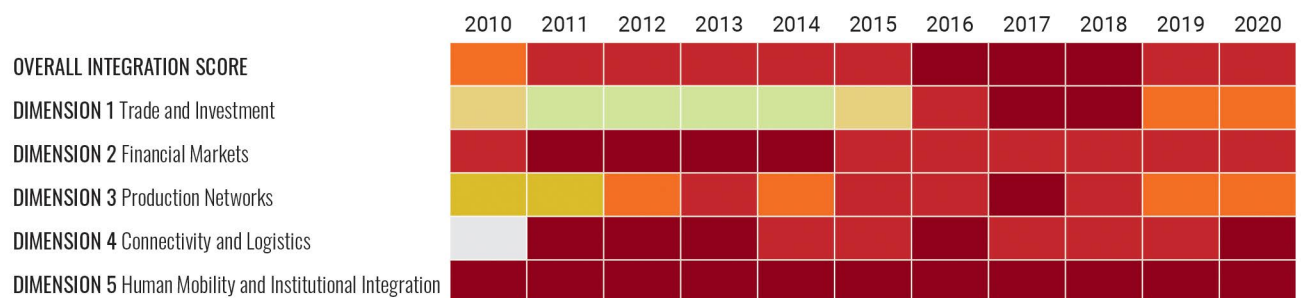
## IsDB SCORE



## HUB SCORES BY 5 INTEGRATION DIMENSIONS



## HUB INTEGRATION TRENDS



## HUB PROFILE

# RABAT (MOROCCO)

- HIGHLY INTEGRATED WITH OTHER IsDB MCs**  
Algeria  
Morocco  
Tunisia
- MODERATELY INTEGRATED WITH OTHER IsDB MCs**  
Libya  
Mauritania



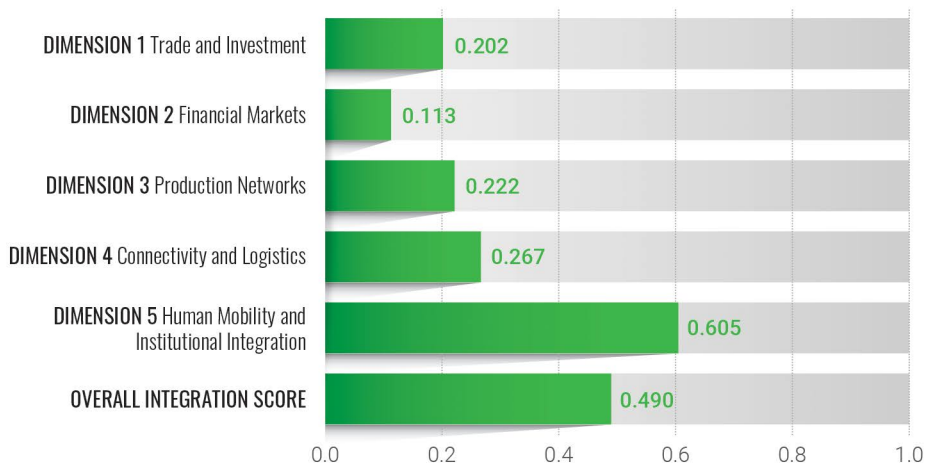
## REGIONAL HUB SCORE



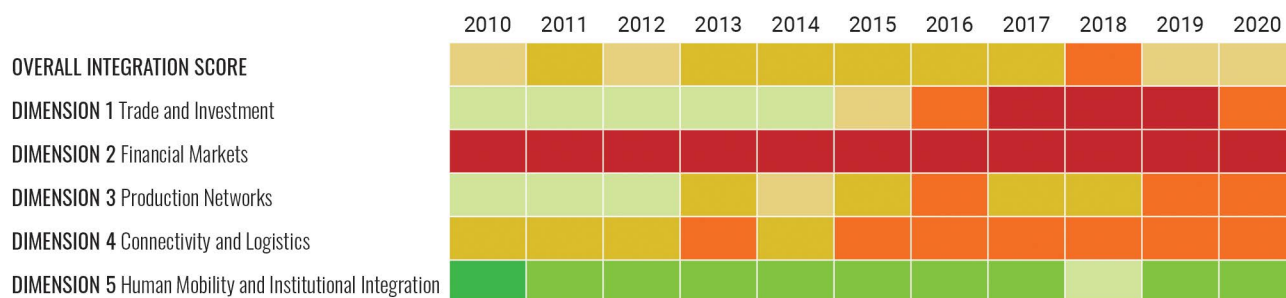
## IsDB SCORE



## HUB SCORES BY 5 INTEGRATION DIMENSIONS



## HUB INTEGRATION TRENDS



AT A GLANCE

REGIONAL HUB SCORES  
(OVERALL INTEGRATION)

ISDB SCORE



ABUJA HUB SCORE



ALMATY HUB SCORE



ANKARA HUB SCORE



CAIRO HUB SCORE



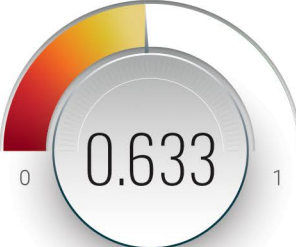
DAKAR HUB SCORE



DHAKA HUB SCORE



HEADQUARTERS HUB SCORE



JAKARTA HUB SCORE



KAMPALA HUB SCORE



PARAMARIBO HUB SCORE



RABAT HUB SCORE



# METHODOLOGICAL INFORMATION SOURCES

AU, AfDB, and UNECA. (2019). Africa Regional Integration Index: Methodological Note.

De Lombaerde, P. and Acosta, E. J. S. (2017). Indicator-based Monitoring of Regional Economic Integration. Springer.

Huh, H. S., and Park, C. Y. (2017). Asia-Pacific Regional Integration Index: Construction, Interpretation and Comparison. ADB Economics Working Paper Series. ADB.

König, J. (2015). The EU Index of Integration Effort. UNU-CRIS Working Papers.

OECD and EC-JRC. (2008). Handbook on Constructing Composite Indicators: Methodology and User Guide. OECD Publishing.

Salkind, N. J. (Ed.). (2010). Encyclopedia of Research Design (Vol. 1). Sage.

Swiss Federal Institute of Technology in Zürich. (2021). KOF Globalisation Index: Structure, Variables, and Weights.



# INDEX DATA SOURCES

DIMENSION	INDICATOR NAME	DATA SOURCES
I. Trade and Investment Integration	Ratio of intra-IsDB exports to total exports	International Monetary Fund (IMF). Direction of Trade Statistics. <a href="http://www.imf.org/en/Data">www.imf.org/en/Data</a>
	Ratio of intra-IsDB imports to total imports	International Monetary Fund (IMF). Direction of Trade Statistics. <a href="http://www.imf.org/en/Data">www.imf.org/en/Data</a>
	Ratio of intra-IsDB international trade to total international trade	International Monetary Fund (IMF). Direction of Trade Statistics. <a href="http://www.imf.org/en/Data">www.imf.org/en/Data</a>
	Ratio of intra-IsDB FDI inflows to total FDI inflows	Orbis Cross-Border Investments Database
II. Financial Markets Integration	Ratio of intra-IsDB cross-border equity liabilities to total cross-border equity liabilities	IMF Coordinated Portfolio Investment Survey
	Ratio of intra-IsDB cross-border bond liabilities to total cross-border bond liabilities	IMF Coordinated Portfolio Investment Survey
	Financial institutions depth index	IMF Financial Development Index Database
	Financial markets depth index	IMF Financial Development Index Database
III. Production Networks	Average trade complementarity index over IsDB trading partners	United Nations Conference on Trade and Development (UNCTAD). UNCTADstat. <a href="http://unctadstat.unctad.org/EN/">http://unctadstat.unctad.org/EN/</a>
	Average trade concentration index over IsDB trading partners	United Nations Conference on Trade and Development (UNCTAD). UNCTADstat. <a href="http://unctadstat.unctad.org/EN/">http://unctadstat.unctad.org/EN/</a>
	Ratio of intra-IsDB intermediate goods exports to total intra-IsDB goods exports	United Nations. Commodity Trade Database. <a href="https://comtrade.un.org/">https://comtrade.un.org/</a>
	Ratio of intra-IsDB intermediate goods imports to total intra-IsDB goods imports	United Nations. Commodity Trade Database. <a href="https://comtrade.un.org/">https://comtrade.un.org/</a>
IV. Connectivity and Logistics	Average trade cost over IsDB trading partners	World Bank and United Nations Economic and Social Commission for Asia and the Pacific. Trade Costs Database. <a href="http://databank.worldbank.org">www.databank.worldbank.org</a>
	Average liner shipping connectivity index over IsDB trading partners	UNCTAD. UNCTADstat. <a href="http://unctadstat.unctad.org/EN/">http://unctadstat.unctad.org/EN/</a>
	Logistics performance index (overall)	World Bank. Logistics Performance Index. <a href="http://lpi.worldbank.org">http://lpi.worldbank.org</a>
	Fixed broadband subscriptions (per 100 people)	World Bank – World Development Indicators <a href="http://databank.worldbank.org">http://databank.worldbank.org</a>
V. Human Mobility and Institutional Integration	Share of other IsDB MCs that do not require an entry visa	Henley & Partners. <a href="https://www.henleyglobal.com/">https://www.henleyglobal.com/</a>
	Ratio of intra-IsDB migrant stock to total migrant stock	United Nations. Department of Economic and Social Affairs, Population Division. International Migration Stock
	Share of other IsDB MCs that have an embassy	<a href="https://www.embassypages.com/">https://www.embassypages.com/</a>
	Share of other IsDB MCs that have signed FTAs	DESTA ( <a href="https://www.designoftradeagreements.org/downloads/">https://www.designoftradeagreements.org/downloads/</a> )
	Share of other IsDB MCs that have signed business investment treaties	UNCTAD

# APPENDIX

## REGIONAL GROUPINGS BASED ON THE GEOGRAPHICAL COVERAGE OF ISDB HUBS

HUB SURINAME	HUB EGYPT	HUB MOROCCO	HUB TÜRKİYE
Guyana	Egypt	Algeria	Afghanistan*
Suriname	Iraq	Libya	Albania
	Jordan	Mauritania	Azerbaijan
	Lebanon	Morocco	Iran
	Palestine	Tunisia	Pakistan
	Sudan		Türkiye
	Syria		

HUB NIGERIA	HUB SENEGAL	HUB UGANDA	HUB HEADQUARTERS
Benin	Côte d'Ivoire	Comoros	Bahrain
Burkina Faso	Gambia	Djibouti	Kuwait
Cameroon	Guinea	Mozambique	Oman
Chad	Guinea-Bissau	Somalia*	Qatar
Gabon	Mali	Uganda	Saudi Arabia
Niger	Senegal		U.A.E.
Nigeria	Sierra Leone		Yemen
Togo			

HUB KAZAKHSTAN	HUB INDONESIA	HUB BANGLADESH	MALAYSIA CENTER OF EXCELLENCE**
Kazakhstan	Brunei	Bangladesh	Malaysia
Kyrgyz Republic	Indonesia	Maldives	
Tajikistan			
Turkmenistan			
Uzbekistan			

\* IsDB Integration Index score is not available due to data unavailability.

\*\* Its results are not reported separately as an individual regional grouping considering that the Center of Excellence is a single country grouping. The scores of Malaysia are available in its country profile.



Islamic Development Bank Group  
8111 King Khaled St  
Al Nuzlah Yamania  
Unit 1 Jeddah 22332-2444  
Kingdom of Saudi Arabia

☎ (+966-12) 6361400  
☎ (+966-12) 6366871  
✉ [idbarchives@isdb.org](mailto:idbarchives@isdb.org)  
🌐 [www.isdb.org](http://www.isdb.org)

DOWNLOAD  
THE FULL  
REPORT

