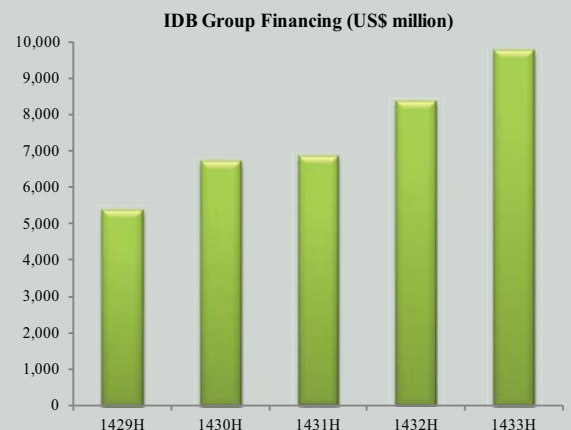




ISLAMIC DEVELOPMENT BANK

# 2013 KEY SOCIO-ECONOMIC STATISTICS ON IDB MEMBER COUNTRIES

**STATISTICAL MONOGRAPH NO. 33**







# **KEY SOCIO-ECONOMIC STATISTICS ON IDB MEMBER COUNTRIES**

**STATISTICAL MONOGRAPH NO. 33**

ECONOMIC RESEARCH AND POLICY DEPARTMENT  
CHIEF ECONOMIST COMPLEX  
Jumada-II 1434H (May 2013)

**ISSN 1658-4457**

This page is left blank intentionally

## PREFACE

This 33<sup>rd</sup> edition of the Statistical Monograph “*Key Socio-Economic Statistics on IDB Member Countries*” presents data and aggregate statistics on over 200 socio-economic indicators of member countries as well as IDB Group operational activities.

The purpose of the Monograph is to fill the gap in aggregate statistics on indicators of member countries that are not available in any statistical publications of international organizations, thereby enabling users to monitor progress of the performance of member countries individually or collectively towards achieving the targets set in various initiatives such as the Millennium Development Goals, the IDB 1440H Vision, and the OIC Ten-Year Programme of Action.

Covering the period 1990-2012, the Monograph provides aggregate data on four regional groupings (Asia, MENA, CIT and SSA) and two economic groupings of IDB member countries (LDMCs and Non-LDMCs), in addition to those for OIC economies, developing countries, least developed countries, developed countries, and the world.

*Part I* of the Monograph entitled “*Demographic and Human Development Indicators*” provides indicators on demography, population structure, vital statistic, health, education, poverty and human development, information and communication technology, employment, productivity and competitiveness, environment, land use, food and agricultural production, which are used to assess progress in social and human development.

*Part II “Macro-economic Indicators”* provides information on national accounts, government finance, inflation, money supply, and exchange rates and interest rate. National accounts data provide essential information on the economic performance in terms of growth and structure of output, investments, and savings.

*Part III “External Sector Economic Indicators”* provides indicators on external trade, balance of payments, external debt, and financial flows including IDB Group operational activities.

The team that prepared the Monograph are Abdinasir Mohamed Nur, Abu Camara, Thiekoro Doumbia, Mohamed S. El-Goussi and Abdul Rashid, all in the Data Resources and Statistics Division of the Economic Research and Policy Department, in the Chief Economist Complex.

As always, we valued your suggestions and comments for improvement. Please send your feedback on this Monograph to:

**Director,**  
**Economic Research and Policy Department**  
Islamic Development Bank  
P.O.Box 5925  
Jeddah 21432  
Saudi Arabia  
Email: [datarsd@isdb.org](mailto:datarsd@isdb.org)

This page is left blank intentionally

## CONTENTS

|   |     |
|---|-----|
| Symbols, Acronyms and Abbreviations ..... | v   |
| Data Sources .....                        | vi  |
| Highlights .....                          | vii |

**PART I: DEMOGRAPHIC AND HUMAN DEVELOPMENT INDICATORS**

|   |    |
|---|----|
| Table 1.1: Population .....   | 3  |
| Table 1.2: Annual Population Growth Rate (%) .....                    | 4  |
| Table 1.3: Population Structure .....                                 | 5  |
| Table 1.4: Under Five Mortality Rate (per 1,000 live births) .....    | 6  |
| Table 1.5: Infant Mortality Rate (per 1,000 live births) .....        | 7  |
| Table 1.6: Maternal Mortality Ratio .....                             | 8  |
| Table 1.7: Health Expenditures .....                                  | 9  |
| Table 1.8: Vital Statistics .....                                     | 11 |
| Table 1.9: Health Indicators .....                                    | 13 |
| Table 1.10: Poverty Indicators .....                                  | 14 |
| Table 1.11: Education Indicators .....                                | 15 |
| Table 1.12: Human Development Indicators .....                        | 17 |
| Table 1.13: Information and Communication Technology Indicators ..... | 19 |
| Table 1.14: Science and Technology Indicators .....                   | 20 |
| Table 1.15: Employment Indicators .....                               | 21 |
| Table 1.16: Competitiveness .....                                     | 22 |
| Table 1.17: Environment Indicators .....                              | 23 |
| Table 1.18: Land Use Indicators .....                                 | 25 |
| Table 1.19: Food Production .....                                     | 26 |
| Table 1.20: Agricultural Production Indices .....                     | 27 |
| Table 1.21: Food Production Indices .....                             | 28 |

**PART II: MACROECONOMIC INDICATORS**

|  |    |
|--|----|
| Table 2.1: Nominal GDP .....                           | 31 |
| Table 2.2: GDP (PPP) .....                             | 32 |
| Table 2.3: Growth of Real GDP .....                    | 33 |
| Table 2.4: Structure of GDP .....                      | 34 |
| Table 2.5: Sectoral Growth Rates .....                 | 35 |
| Table 2.6: Per Capita Real GDP .....                   | 36 |
| Table 2.7: Per Capita GDP, PPP .....                   | 37 |
| Table 2.8: National Income .....                       | 39 |
| Table 2.9: Structure of Demand .....                   | 40 |
| Table 2.10: Investment, Saving, and Resource Gap ..... | 41 |
| Table 2.11: Growth of Demand .....                     | 42 |
| Table 2.12: Government Finance .....                   | 43 |
| Table 2.13: Inflation (CPI) .....                      | 44 |
| Table 2.14: GDP Implicit Deflator .....                | 45 |
| Table 2.15: Prices and Exchange Rates .....            | 46 |
| Table 2.16: Money Supply .....                         | 47 |
| Table 2.17: Financial Depth and Efficiency .....       | 49 |

**PART III: EXTERNAL SECTOR ECONOMIC INDICATORS**

|  |    |
|--|----|
| Table 3.1: Exports of Goods and Services ..... | 53 |
| Table 3.2: Imports of Goods and Services ..... | 55 |

|                      |  |     |
|----------------------|--|-----|
| Table 3.3:           | Trade Openness .....   | 57  |
| Table 3.4:           | Merchandise Exports.....   | 59  |
| Table 3.5:           | Merchandise Imports.....   | 61  |
| Table 3.6:           | Terms of Trade .....   | 62  |
| Table 3.7:           | Structure of Merchandise Exports.....  | 63  |
| Table 3.8:           | Structure of Merchandise Imports.....  | 64  |
| Table 3.9:           | Tariff.....  | 65  |
| Table 3.10:          | Intra-IDB-56 Exports .....   | 67  |
| Table 3.11:          | Intra-IDB-56 Imports .....   | 68  |
| Table 3.12:          | Total Intra-IDB-56 Trade (% of Total Trade).....   | 69  |
| Table 3.13a:         | Intra-Exports by Regional Groupings .....  | 70  |
| Table 3.13b:         | Intra-Imports by Regional Groupings .....  | 71  |
| Table 3.14:          | Direction of Trade: Exports to Major Petroleum and Gas Exporters.....                            | 72  |
| Table 3.15:          | Direction of Trade: Imports from Major Petroleum and Gas Exporters .....                         | 73  |
| Table 3.16:          | Top Five Export Partners 2011.....   | 74  |
| Table 3.17:          | Top Five Import Partners 2011.....   | 80  |
| Table 3.18:          | Exports Concentration and Diversification .....  | 86  |
| Table 3.19:          | Imports Concentration and Diversification .....  | 87  |
| Table 3.20:          | Balance of Payments .....  | 88  |
| Table 3.21:          | Debt Indicators .....  | 89  |
| Table 3.22:          | International Reserves and Ratio to Imports.....   | 91  |
| Table 3.23:          | Net Financial Flows .....  | 93  |
| Table 3.24:          | Business Environment: Enterprise Surveys .....   | 94  |
| Table 3.25:          | Business Environment: Doing Business Indicators .....  | 95  |
| Table 3.26:          | Private Sector Investment .....  | 96  |
| Table 3.27:          | IDB Group Project Financing (1396H-1433H) (01/01/1976-14/11/2012).....                           | 97  |
| Table 3.28:          | IDB Group Trade Financing (1396H-1433H) (01/01/1976-14/11/2012).....                             | 99  |
| Table 3.29:          | Special Assistance, T.A. & Total IDB Group Financing (1396H -1433H) (01/01/1976-14/11/2012)..... | 100 |
| Technical Note ..... |  | 103 |
| Glossary .....       |  | 107 |

## LIST OF FIGURES

|             |   |    |
|-------------|---|----|
| Figure 1.1: | Population .....                                      | 2  |
| Figure 1.2: | Vital Statistics.....                                 | 10 |
| Figure 1.3: | Access to safe water and sanitation facility .....    | 12 |
| Figure 1.4: | Human Development Index value (HDI).....              | 16 |
| Figure 1.5: | Internet use and personal computers .....             | 18 |
| Figure 1.6: | Land use and agriculture production.....              | 24 |
| Figure 2.1: | Real GDP.....   | 30 |
| Figure 2.2: | Per Capita GDP, PPP .....                             | 38 |
| Figure 2.3: | Broad Money Supply (M2).....                          | 48 |
| Figure 3.1: | Exports of Goods and Services .....                   | 52 |
| Figure 3.2: | Imports of Goods and Services .....                   | 54 |
| Figure 3.3: | Trade Openness .....                                  | 56 |
| Figure 3.4: | Merchandise Exports.....                              | 58 |
| Figure 3.5: | Merchandise Imports.....                              | 60 |
| Figure 3.6: | Intra-IDB-56 Exports .....                            | 66 |
| Figure 3.7: | International Reserves.....                           | 90 |
| Figure 3.8: | Foreign Direct Investment.....                        | 92 |
| Figure 3.9: | Ranking of IDB Member Countries by IDB Financing..... | 98 |



**SYMBOLS, ACRONYMS AND ABBREVIATIONS**

**Symbols**

|      |  |
|------|--|
| ..   | Data not available.  |
| --   | Aggregate is not computed because more than one-third of the observations in the series are missing in a given year. |
| %    | Percentage   |
| '000 | Thousands  |

**Acronyms and Abbreviations**

|        |  |
|--------|--|
| AMU    | Arab Maghreb Union                                     |
| ASEAN  | Association of Southeast Asian Nations                 |
| c.i.f  | Cost, insurance, and freight                           |
| CIS    | Commonwealth of Independent States                     |
| COMESA | Common Market for Eastern and Southern Africa          |
| CIT    | Countries in Transition                                |
| ECO    | Economic Cooperation Organization                      |
| ECOWAS | Economic Community Of West African States              |
| f.o.b  | Free on board  |
| FAO    | Food and Agricultural Organization                     |
| GDP    | Gross Domestic Product                                 |
| GNI    | Gross National Income                                  |
| GCC    | Gulf Cooperation Council                               |
| IGS    | Imports of Goods and Services                          |
| ID     | Islamic Dinar  |
| IDB    | Islamic Development Bank                               |
| IMF    | International Monetary Fund                            |
| LDCs   | Least Developed Countries                              |
| MCs    | Member Countries                                       |
| MENA   | Middle East and North Africa                           |
| ODA    | Official Development Assistance                        |
| OECD   | Organization for Economic Co-operation and Development |
| OIC    | Organization of the Islamic Cooperation                |
| SAARC  | South Asian Association for Regional Cooperation       |
| SSA    | Sub-Saharan Africa                                     |
| UNCTAD | United Nations Conference on Trade and Development     |
| UNDP   | United Nations Development Programme                   |
| UDEAC  | Union Douanière et Économique de l'Afrique Centrale    |
| XGS    | Export of goods and services                           |

## DATA SOURCES

### Data Sources

1. FAO, FAOSTAT online database 2013.
2. IMF, World Economic Outlook, online database, October 2012.
3. OECD, International Development Statistics, online database, December 2012.
4. The Global Competitiveness Index, 2012-2013.
5. UNCTAD, Handbook of Statistics, online database, April 2013.
6. UNDP, Human Development Report, 2013.
7. UNESCO, Statistics online database, January 2013.
8. World Bank, Global Development Finance, online database, December 2012.
9. World Bank, World Development Indicators, online database, December 2012.
10. World Population Prospects, January 2013.
11. World Bank, Private Participation in Infrastructure database, online database, March 2013.
12. World Bank, Doing Business, online database, March 2013.
13. World Bank, Enterprise Surveys, online database, March 2013.

## PART I: DEMOGRAPHIC AND HUMAN DEVELOPMENT INDICATORS

## Population

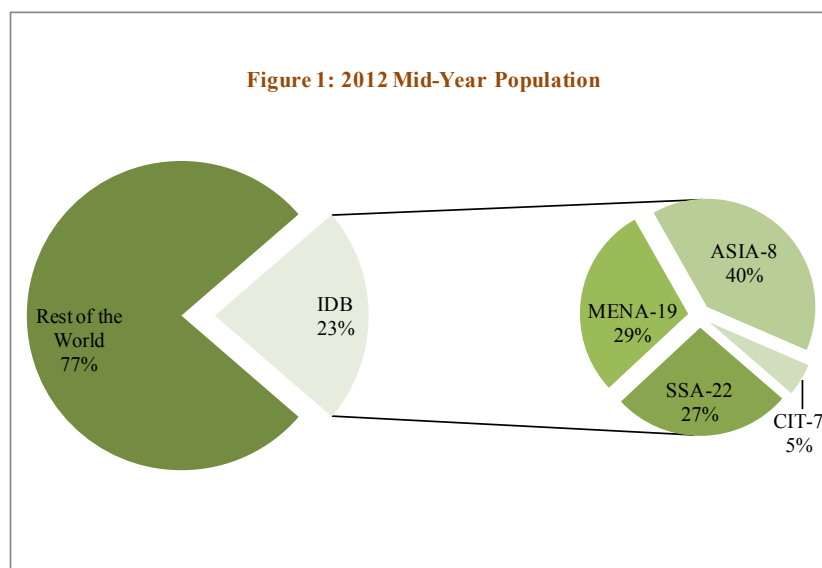
**The total population of IDB member countries reached 1.6 billion in 2012 and is projected to grow to 1.7 billion by 2015.** Between 1990 and 2012, the share of member countries' population in world population increased by 5 percentage points — from 18 percent to 23 percent.

On average, the population of member countries grew by 2 percent per year over the last five years (2008-2012) on the back of fast population growth in SSA countries (2.7 percent). The population in MENA countries grew by 1.9 percent, followed by Asia (1.7 percent) and CITs (1.4 percent). LDMCs' population growth averaged 2.1 percent as against 1.6 percent for Non-LDMCs. In contrast, worldwide population increased by 1.1 percent per year.

Four countries had a population in excess of 100 million: Indonesia (244 million), Pakistan (179 million), Nigeria (165 million) and Bangladesh (150 million).

At the country level, Bahrain and Qatar had rapid population growths during 2008-2012, from 800 thousands in 2008 to 1.2 million in 2012 for Bahrain, and from 1.2 million to 1.8 million for Qatar. On the other hand, the population of Albania, Azerbaijan, Tunisia, Morocco, Bangladesh, and Kyrgyz Republic increased only slightly over the same period — less than 1 percent per annum.

Member countries in the ASIA region had the largest population (40 percent of total IDB member countries' population), followed by countries in the Middle East and North Africa (MENA) 29 percent, Sub-Saharan Africa (SSA) 27 percent, and Countries in Transition (CITs) 5 percent (**Figure 1**). The Least Developed Member Countries (LDMCs) accounted for 28 percent of the total member countries' population.



The ratio of male to female in member countries as a whole was 102:100 in 2011, with variations at regional and country levels. The average ratio of male to female in MENA member countries was 104:100, with male representing more than two-third of the population in Qatar (76 percent) and U.A.E. (70 percent) and a significant proportion in other gulf countries — Bahrain (63 percent), Kuwait (60 percent), Oman (59 percent) and Saudi Arabia (55.2 percent). On the other hand, Morocco, Sierra-Leone, Lebanon, Mozambique and Kazakhstan had the lowest ratio of male to female — 96:100 or less.

For every one hundred people of working and productive age (15-64 years old) there were on average 62 people of non-working and non-productive age (young or old) in member countries in 2011. Of the total dependency ratio, youth dependency accounted for 89 percent while old-age dependency accounted for 11 percent. Youth dependency was the highest in SSA member countries (81:100) followed by ASIA (49:100), MENA (45:100), and CITs (41:100). It varied from 16:100 in Qatar to 100:100 in Niger. In comparison, average youth dependency ratios were 70:100 in Least Developed Countries (LDCs), 50:100 in developing countries, 26:100 in high-income countries, and 40:100 worldwide.

The average population density in member countries (51 people per square kilometer in 2012) was similar to the average worldwide. However, there were large disparities between countries. Bahrain, Bangladesh and Maldives were the most densely populated countries with over 1,000 people per square kilometer; while Libya, Mauritania and Suriname were the least densely populated, with less than 5 people per square kilometer.

## Vital Statistics

**Crude birth and death rates declined in member countries between 1990 and 2010.** But as a result of birth rates declining more than death rates — from 35 to 27 per 1,000 people for the average crude birth rate as compared to 11 to 8 per 1,000 people for the average crude death rate — the natural population growth declined from 24 per 1,000 people in 1990 to 19 per 1,000 people in 2009.

The number of children born to a woman by the end of her childbearing year averaged 3.4 births per woman in 2009, down from 4.9 births per woman in 1990. Six countries (Niger, Somalia, Mali, Afghanistan, Uganda and Chad — all LDMCs) had 6 or more births per woman. The SSA region had the highest fertility rate at 5.4 births per woman.

Under-five mortality improved noticeably in member countries between 1990 and 2010. For every 1,000 live births, an average of 115 died before reaching age 5 in 1990 as compared to only 61 deaths in 2011. Nineteen member countries have either achieved, or are on their way to achieve, the MDGs target of reducing under-five mortality by two-third. Twenty eight other countries have made significant progress but are unlikely to achieve the target, while nine countries are lagging behind.

The numbers are less promising when it comes to achieving the more ambitious IDB-Vision 1440H's target of reducing under-five mortality rate by three-quarter. Eleven countries have either achieved or are on their way to achieving the target. Thirty two others have made progress but are still below the achievement trajectory, and thirteen are lagging behind.

## Education

**According to the most recent data, adult literacy is roughly 72 percent in IDB member countries, as compared to 84 percent worldwide.** Countries in SSA had the lowest literacy rate averaging 58 percent. Regions that exceeded the average of member countries are ASIA (73 percent), MENA (79 percent) and CITs (99 percent).

Significant disparities exist between male and female education in three regions — SSA, ASIA and MENA. The average female literacy rate in SSA countries was 21 percentage points lower than the average male literacy rate. The gap is narrower in ASIA and MENA (13 points and 8 points, respectively), but still significant.

| Difference between Male and Female Rates | Adult Literacy | Net Primary School Enrollment | Net Secondary School Enrollment |
|--|----------------|-------------------------------|---------------------------------|
| Greater than 10 percent points           | 28             | 8                             | 6                               |
| Between 2 and 10 percentage points       | 14             | 12                            | 13                              |
| Between -2 and 2 percentage points       | 9              | 18                            | 9                               |
| Lower than -2 percentage points          | 0              | 7                             | 11                              |
| Missing data                             | 5              | 11                            | 17                              |
| <b>Total</b>                             | <b>56</b>      | <b>56</b>                     | <b>56</b>                       |

Male students still outnumber female students in classrooms in most member countries (**Table 1**), but the disparities are likely to reduce in the long term as school enrolment rates for female are increasingly catching up with enrollments for male.

### Health

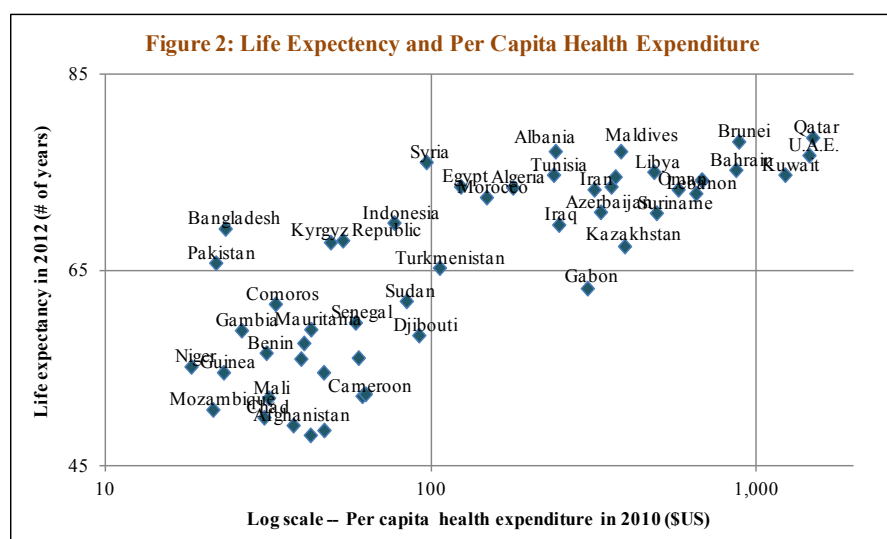
**In 2012, life expectancy at birth in member countries averaged 66 years compared to 59 years in 1990.** People could expect to live longer in the MENA region (for 73 years) than in CITs (69 years) and Asia (68 years). Life expectancy remained lowest in Sub-Saharan member countries at 54 years on average.

Total health expenditure in member countries has increased slightly over the years. Member countries as a group spent an average of 4.6 percent of their output on health in 2010 as compared to 4.0 percent of GDP in 2000. Over this period, the public share of health expenditure has increased from 50 percent to 56 percent. In individual countries health expenditure ranged from 1.8 percent of GDP in Qatar to 13.1 percent of GDP in Sierra Leone.

The average per capita health expenditure for member countries nearly tripled from US\$57 in 2000 to US\$147 in 2010 with country figures ranging from US\$18 in Niger to US\$1,489 in Qatar.

As depicted in **Figure 2**, people lived longer in countries with high per capita health expenditures. Qatar, UAE and Kuwait spent above US\$1,000 per person on health in 2010 and had life expectancy of 74 years or above in 2012. Other countries with life expectancy above 74 years include Brunei, Bahrain, Albania and Maldives. Most countries in the SSA region have low per capita health expenditure and life expectancy (below 65 years).

Access to basic health facilities such as safe drinking water and improved sanitation generally increased across countries. The percentage of population with access to safe drinking water and improved sanitation facilities averaged 80



percent and 58 percent, respectively, in 2010. At regional level, SSA had the lowest percentage of population with access to safe water and sanitation (62 and 28 percent, respectively).

According to the most recent figures, member countries have an average of 0.8 physician, 1.7 nurses and 1.2 hospital beds per 1,000 people, compared to 1.4 physicians, 2.9 nurses and 2.9 beds per 1,000 people worldwide. CITs ranked the best with regard to these indicators, with an average of 2.9 physicians, 8.5 nurses and 5.6 beds per 1,000 people — more or less comparable to high-income countries. SSA countries had on average 0.2 physician, 1.0 nurse and 0.6 bed per 1,000 people — much below the figures for developing countries.

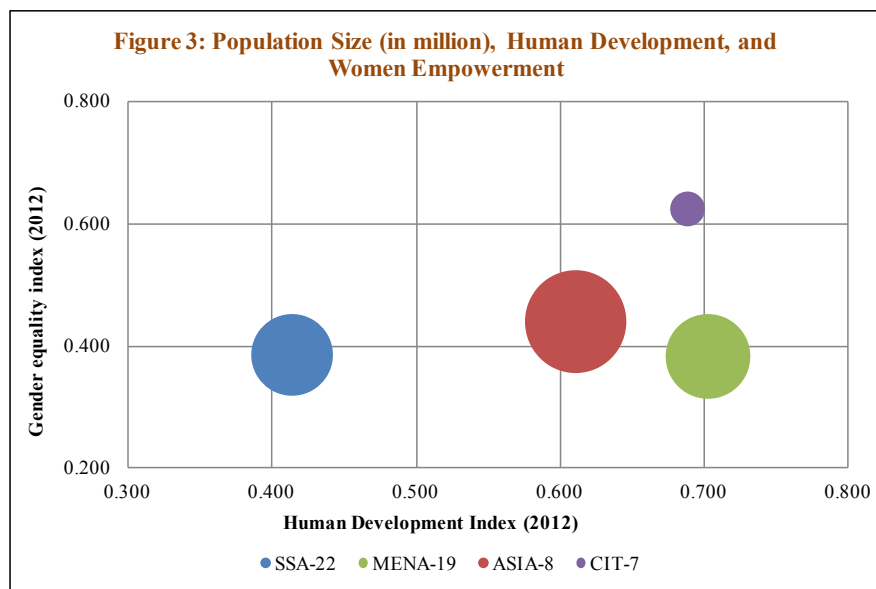
### Poverty and Human Development

**The proportion of people living below the international poverty line varied among member countries.** Eleven countries had poverty rates of less than 2 percent (Turkey, Malaysia, Palestine, Kazakhstan, Jordan, Azerbaijan, Albania, Tunisia, Iran, Egypt, Syria, and Morocco). Twelve other countries had poverty ratios above 40 percent: Bangladesh, Guinea, Niger, Burkina Faso, Comoros, Benin, Guinea Bissau, Mali, Sierra Leone, Mozambique, Chad and Nigeria.

Out of the 32 member countries for which data exist, 25 had already achieved or are on their way to achieve the MDGs target of halving poverty by 2015. One country, Sierra Leone, has made significant progress but is unlikely to meet the target. Six other countries have made no significant progress.

Concerning the Vision 1440H target of reducing poverty by three-quarter, only 19 countries have achieved or are on track to achieve the target. Six other countries have made significant progress, and seven are lagging behind.

In terms of human development, SSA countries appear to be lagging behind with an average human development index (HDI) of 0.414 in 2012 vis-à-vis an average of 0.561 for all member countries. The MENA region scored an average of 0.703 on HDI, followed by CITs (0.688) and ASIA (0.611). LDMCs averaged 0.434 versus 0.684 for non-LDMCs (Figure 3).



### ICT and Science & Technology

**The use of ICTs has expanded rapidly in member countries, but remains below the worldwide average.** Telephone subscribers increased more than ten folds from 8 per 100 people in 2000 to 87 in 2011, due to an explosion in the number of mobile telephone subscribers (more than 20 folds) from 3 per 100 people in 2000 to 78 per 100 people in 2010. The use of personal computers also increased substantially from 1.5 personal computers per 100 people in 2000

to 5.3 personal computers in 2011. The number of internet users also substantially increased, averaging 20.3 per 100 people in 2011 from 1.3 per 100 people in 2000.

According to the latest data, the number of researchers in R&D in member countries ranged from 8 per one million people in Niger to 1,863 per one million people in Tunisia. The number of technicians in R&D ranged from 11 per one million people (Niger) to 394 per one million people (Egypt). The value of high technology exports ranged from US\$550 thousand (Mozambique) to US\$59 billion (Malaysia) in 2010, and the number of trademark applications filed ranged from 34 for Burkina Faso to 47,794 for Indonesia.

### Employment

**The total labor force in member countries increased from 362 million in 1991 to 604 million in 2010, representing an annual growth rate of 2.4 percent.** Between 1991 and 2010, the annual growth rate of labor force at country level ranged from 0.2 percent in Albania to 8.1 percent in U.A.E.

The sectoral distribution of labor force varied considerably from one country to another. In particular, the latest data show that the percentage of male in agriculture in total male employment ranged from 1.0 percent in Bahrain to 82.3 percent in Burkina Faso; for females, it varied from zero percent in Qatar and Kuwait to 89.9 percent in Mozambique. The percentage of male in industry in total male employment varied from 3.9 percent in Burkina Faso to 58.3 percent in Qatar, while that of female ranged from 0.4 percent in Mozambique to 31.8 percent in Maldives. Similarly, the percentage of male in the services sector in total male employment ranged from 13.7 percent in Burkina Faso to 80.8 percent in Bahrain, while that of female varied from 9.7 percent in Mozambique to 98.4 percent in Saudi Arabia.

### Land Use and Environment

**Arable lands in member countries increased marginally from 8.6 percent of total land area in 1990 to 10 percent in 2011.** Permanent croplands also slightly increased from 1.5 percent of total land area in 1990 to 1.9 percent in 2011. Non-agricultural land accounts for the lion's share of the total land area (around 88-90 percent since 1990).

The share of forest area of member countries in total land area decreased from 15.1 percent in 1990 to 13.6 percent in 2005 and 13.2 percent in 2010, with an average deforestation of 0.42 percent per annum over the period 2000-2010. Carbon dioxide emissions also increased significantly from 2,599 million metric tons in 2000 to 3,864 million metric tons in 2009.

### Food and Agricultural Production

**Agricultural and food productions have increased over the years.** The aggregate agricultural production index rose from 62.5 in 1990 to 83.7 in 2000 and 119.3 in 2011; while the food production index also rose from 61.9 in 1990 to 83.7 in 2000 and 120.5 in 2011.

In 2011, Indonesia (66.7 million metric tons) and Bangladesh (50.6 million metric tons) were the top rice producers. Together, they accounted for 78 percent of total member countries' rice production. Pakistan (with 25.2 million metric tons), Kazakhstan (22.7 million metric tons) and Turkey (21.8 million metric tons) produced 55 percent of member countries' wheat production, while Indonesia (with 17.6 million metric tons) produced 29 percent of member countries' maize production.

## PART II: MACRO-ECONOMIC INDICATORS

### Output

The output of member countries totaled US\$6.2 trillion in 2012, up from US\$5.8 trillion in 2011, representing 8.6 percent of global Gross Domestic Product (GDP).

Member countries' GDP as a whole was slightly more than the GDP of Japan, but less than that of China.

The output in the MENA region accounted for 60 percent of member countries' GDP, followed by ASIA

region (26 percent), SSA and CITs (8 percent and 6 percent, respectively (Figure 4). The 25 LDMCs together produced only 6 percent of total GDP.

After adjusting for purchasing power (PPP), the total GDP of member countries was US\$9.1 trillion, with both Indonesian and Turkish economies exceeding one trillion dollars. Of the ten largest economies (in PPP terms), five were in the MENA region, four in ASIA, and one from Sub-Saharan Africa<sup>1</sup>. Together, these economies accounted for almost three-quarters of the total member countries' output.

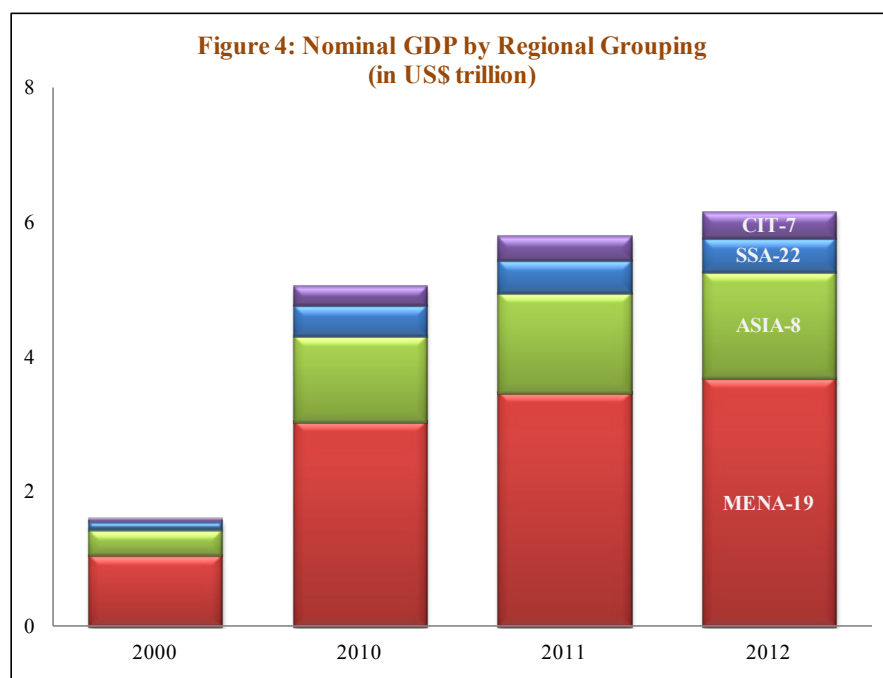
### Growth

During the past decade, the economies of member countries grew at an average of 5.5 percent per year compared to 2.3 percent during 1993-2002 when four countries recorded average yearly growth rates of 7 percent or more and four registered negative growth, most of which were non-oil producing countries (Table 2). In contrast, the recent decade saw four oil producing and three non-oil producing countries posting yearly growth rates of 7 percent or more<sup>2</sup>. During that period, rising oil and gas demand led oil producing countries to expand their production capacities to satisfy global demand. Improved macroeconomic conditions and rising demand for commodities also helped non-oil producing economies.

Qatar's growth accelerated from an average of 9.6 percent in 1993-2002 to 15.8 percent during 2003-2012. Azerbaijan and Turkmenistan also registered impressive growth rates of 14.5

<sup>1</sup> MENA: Turkey (US\$1.1 tn.), Iran (US\$997 bn.), Saudi Arabia (US\$740 bn.), Egypt (US\$538 bn.), and Algeria (US\$275 bn.)  
Asia: Indonesia (US\$1.2 bn.), Pakistan ((US\$515 bn.), Malaysia (US\$492bn.) and Bangladesh (US\$306 bn.)  
Sub-Saharan Africa: Nigeria (US\$451 bn.)

<sup>2</sup> The following countries more than doubled the size of their economies, in real terms, during the past ten years—average yearly growth rate are in brackets: Qatar (15.8 percent), Azerbaijan (14.5 percent), Turkmenistan (11.2 percent), Afghanistan (9.2 percent), Uzbekistan (8.3 percent), Mozambique (7.4 percent), and Uganda (7.3 percent).





|                                | 1993-2002  |            |            | 2003-2012  |            |            |
|--------------------------------|------------|------------|------------|------------|------------|------------|
|                                | Oil        | Non-Oil    | Total      | Oil        | Non-Oil    | Total      |
| <b>7% or more</b>              | <b>2</b>   | <b>2</b>   | <b>4</b>   | <b>4</b>   | <b>3</b>   | <b>7</b>   |
| 5% to less than 7%             | 3          | 4          | 7          | 3          | 11         | 14         |
| 3% to less than 5%             | 7          | 12         | 19         | 9          | 15         | 24         |
| 0% to less than 3%             | 8          | 10         | 18         | 3          | 3          | 6          |
| <b>Negative</b>                | <b>1</b>   | <b>3</b>   | <b>4</b>   | <b>1</b>   | <b>0</b>   | <b>1</b>   |
| Missing data                   | 1          | 3          | 4          | 2          | 2          | 4          |
| <b>Total</b>                   | <b>22</b>  | <b>34</b>  | <b>56</b>  | <b>22</b>  | <b>34</b>  | <b>56</b>  |
| <b>Average Growth Rate (%)</b> | <b>3.7</b> | <b>2.0</b> | <b>2.3</b> | <b>4.5</b> | <b>5.8</b> | <b>5.5</b> |

and 11.2 percent during 2003-2012, respectively, as compared to 3.3 percent and 3.7 percent, respectively, in 1993-2002. Mozambique and Uganda maintained growth rates of 7 percent or more over the past twenty years.

As depicted in **Table 3**, member countries as a whole recovered from the global economic crisis in 2010, growing at 6.0 percent as against 2.2 percent in 2009. Fourteen countries registered growth rates of 7 percent or more (eight oil producing and six non-oil producing countries).

|                                | 2010       |            |            | 2011       |            |            | 2012       |            |            |
|--------------------------------|------------|------------|------------|------------|------------|------------|------------|------------|------------|
|                                | Oil        | Non-Oil    | Total      | Oil        | Non-Oil    | Total      | Oil        | Non-Oil    | Total      |
| <b>7% or more</b>              | <b>8</b>   | <b>6</b>   | <b>14</b>  | <b>8</b>   | <b>3</b>   | <b>11</b>  | <b>7</b>   | <b>3</b>   | <b>10</b>  |
| 5% to less than 7%             | 4          | 9          | 13         | 3          | 9          | 12         | 5          | 7          | 12         |
| 3% to less than 5%             | 4          | 11         | 15         | 1          | 10         | 11         | 4          | 9          | 13         |
| 0% to less than 3%             | 6          | 5          | 11         | 5          | 8          | 13         | 2          | 10         | 12         |
| <b>Negative</b>                | <b>0</b>   | <b>1</b>   | <b>1</b>   | <b>4</b>   | <b>2</b>   | <b>6</b>   | <b>3</b>   | <b>3</b>   | <b>6</b>   |
| Missing data                   | 0          | 2          | 2          | 1          | 2          | 3          | 1          | 2          | 3          |
| <b>Total</b>                   | <b>22</b>  | <b>34</b>  | <b>56</b>  | <b>22</b>  | <b>34</b>  | <b>56</b>  | <b>22</b>  | <b>34</b>  | <b>56</b>  |
| <b>Average Growth Rate (%)</b> | <b>5.7</b> | <b>6.3</b> | <b>6.0</b> | <b>4.2</b> | <b>6.0</b> | <b>5.0</b> | <b>5.6</b> | <b>4.4</b> | <b>5.1</b> |

The recovery continued with 5 percent growth in 2011 and 5.1 percent in 2012. Ten economies registered growth rates above 7 percent in 2012, but seven others experienced contraction — including Sudan (-11.2 percent), Mali (-4.5 percent), Guinea Bissau (-2.8 percent), Yemen (-1.9 percent), Gambia (-1.6 percent), Iran (-0.9 percent).

### Per Capita Output and Income

**The average member country's per capita GDP PPP was US\$5,757 in 2011, up from US\$3,311 in 2000.** The MENA region had the highest per capita output (US\$11,793), followed by CITs (US\$6,744), ASIA (US\$3,792) and SSA (US\$1,994). The average per capita output for Non-LDMCs was US\$7,313 as compared to US\$1,622 for LDMCs.

At the country level, Qatar had the highest per capita GDP PPP (US\$88,314), followed by Kuwait (US\$54,283), Brunei (US\$51,760), U.A.E. (US\$47,894), Oman (US\$28,684) and Saudi Arabia (US\$24,268). On the other hand, Mozambique, Sierra Leone and Niger, all had per capita outputs below US\$1,000.

Qatar’s fast growth during much of the last 10 years contributed to its improved per capita GDP from US\$57,512 in 2000 to its current level. Other countries with equally impressive growth saw a substantial increase in their per capita output as well — Azerbaijan (from US\$2,209 to US\$10,067) and Turkmenistan (from US\$3,475 to US\$9,420).

The average member country’s per capita Gross National Income (GNI), in current terms, was US\$3,366 in 2011 as compared to US\$1,090 in 2000. The MENA region had the highest average per capita GNI (US\$7,286), followed by CITs (US\$3,661), ASIA (US\$2,077) and SSA (US\$1,003). The average per capita GNI was US\$4,352 for Non-LDMCs and US\$741 for LDMCs.

At the country level, Qatar posted the highest per capita GNI (US\$80,440) in 2011, followed by Kuwait (US\$50,722), U.A.E (US\$40,760), Oman (US\$21,171), Saudi Arabia (US\$17,820) and Turkey (US\$10,410). Several countries also registered low per capita GNI, below US\$500, including Gambia, Afghanistan, Mozambique, Guinea, Niger and Sierra Leone.

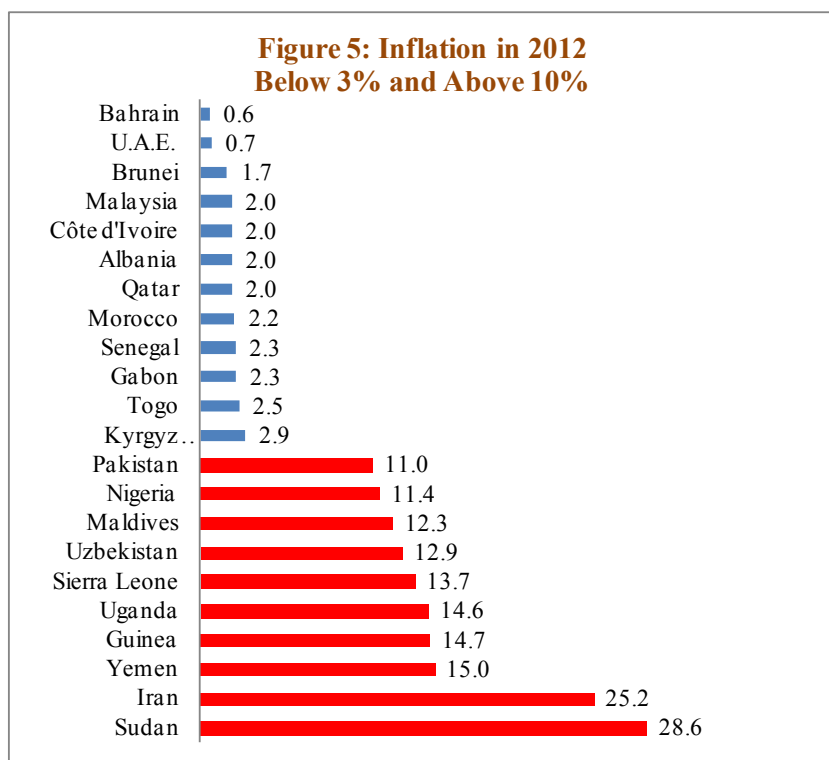
**Structure of Output and Demand**

**On average, the contribution of agriculture to GDP declined over the years, while that of industry and services increased.** Agriculture’s share of GDP decreased from 17.4 percent in 1990 to 12.2 percent in 2009. Industry’s contribution increased from 36 to 39.5 percent and services increased from 46.6 to 48.3 percent over the same period.

In 2010, the agriculture’s contribution to GDP ranged from 0.6 percent in Brunei to 44.4 percent in Sierra Leone. That of industry ranged from 12.7 percent in Maldives to 71.7 percent in Brunei, and that of the services sector ranged from 27.4 percent in Azerbaijan to 81.8 percent in Maldives.

Countries where industry usually accounts for over 50 percent of GDP are: Brunei, Algeria, Azerbaijan, Saudi Arabia, Turkmenistan, U.A.E. and Gabon. Those where services account for more than 50 percent of GDP are: Togo, Suriname, Kyrgyz Republic, Yemen, Bangladesh, Kazakhstan, Pakistan, Tajikistan, Morocco, Tunisia, Senegal, Gambia, Albania, Turkey, Jordan, Lebanon and Maldives — all, non-oil producing countries except for Yemen and Kazakhstan.

The shares of household final consumption (i.e. private consumption) and general government consumption in member countries’ GDP slightly declined, from 63 percent in 1990 to 57 percent in 2008 and from 15 to 13 percent, respectively. Gross domestic savings increased to an average



of 28.8 percent of GDP in 2010 from 22.4 percent in 1990, and gross capital formation (i.e. investment) remained stable at about 22-23 percent of GDP. Exports of goods and services increased from 27 percent of GDP in 1990 to 38 percent in 2011. Similarly, imports rose from 29 percent of GDP in 1990 to 34 percent of GDP in 2011.

### Inflation, Money Supply and Exchange Rate

**Inflation in member countries remained at an average of 8.7 percent in 2012 — exceeding the ten-year average of 6.6 percent.** In individual countries inflation varied from 0.6 percent (Bahrain) to 28.6 percent (Sudan), with ten countries registering 10 percent inflation or more (Figure 5).

Changes in broad money supply (M2) have generally fluctuated since 1990. In 2011, most countries recorded an expansion in M2, which ranged from 0.4 percent in Yemen to 55.9 percent in Guinea Bissau. Only Djibouti recorded a contraction in M2 (-4.5 percent). During the period 2002-2011, the average annual change in broad money supply varied from 6.0 percent in Guinea Bissau to 40.4 percent in Azerbaijan.

## PART III: EXTERNAL SECTOR ECONOMIC INDICATORS

### External Trade

**Total member countries' exports of goods and services recovered in 2011 (US\$2.3 trillion), after falling sharply in 2009 (US\$1.5 trillion).** Throughout the past five years, member countries' share of world exports — roughly 10 percent — remained unchanged.

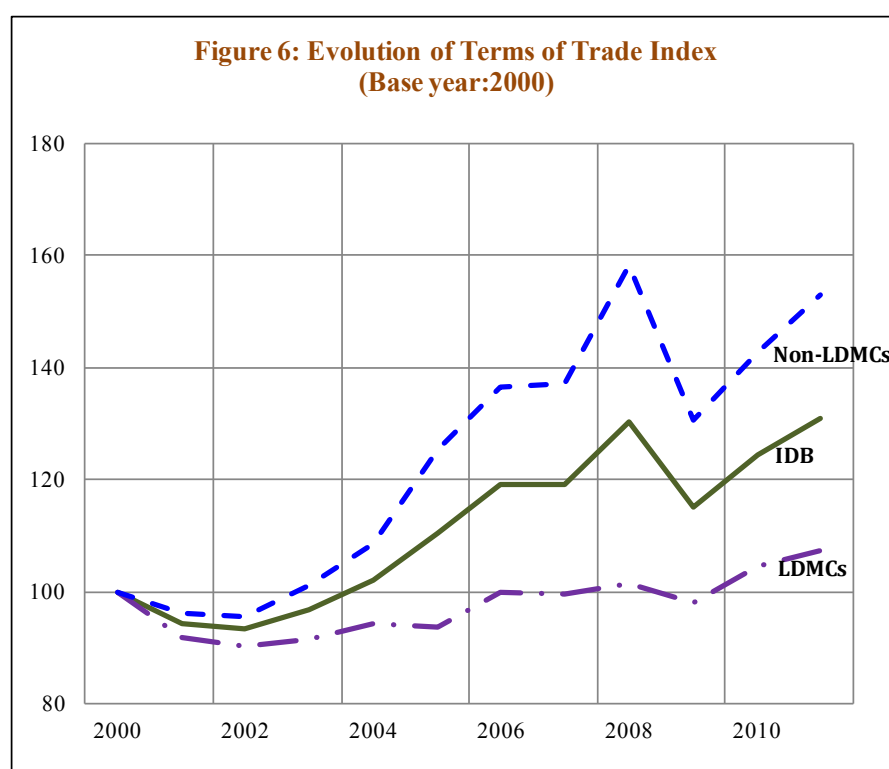
**Table 4: Exports concentration index  
(Herfindahl-Hirschmann Index)  
Top-10 and Bottom-5 Countries**

| No. | Country               | 1995         | 2000         | 2010         | 2011         |
|-----|-----------------------|--------------|--------------|--------------|--------------|
| 1   | Iraq                  | 0.750        | 0.952        | 0.971        | 0.979        |
| 2   | Chad                  | 0.710        | 0.720        | 0.854        | 0.927        |
| 3   | Guinea-Bissau         | 0.502        | 0.926        | 0.894        | 0.894        |
| 4   | Azerbaijan            | 0.416        | 0.579        | 0.866        | 0.889        |
| 5   | Nigeria               | 0.850        | 0.917        | 0.761        | 0.815        |
| 6   | Libya                 | 0.753        | 0.833        | 0.795        | 0.793        |
| 7   | Sudan                 | 0.300        | 0.607        | 0.721        | 0.772        |
| 8   | Gabon                 | 0.807        | 0.770        | 0.726        | 0.750        |
| 9   | Saudi Arabia          | 0.699        | 0.745        | 0.715        | 0.749        |
| 10  | Kuwait                | 0.622        | 0.633        | 0.717        | 0.738        |
| 52  | Tunisia               | 0.213        | 0.180        | 0.162        | 0.160        |
| 53  | Egypt                 | 0.243        | 0.318        | 0.133        | 0.145        |
| 54  | Kyrgyz Republic       | 0.137        | 0.238        | 0.154        | 0.142        |
| 55  | Lebanon               | 0.098        | 0.106        | 0.137        | 0.123        |
| 56  | Turkey                | 0.111        | 0.091        | 0.074        | 0.074        |
| **  | <b>IDB</b>            | <b>0.454</b> | <b>0.499</b> | <b>0.466</b> | <b>0.498</b> |
| **  | LDCs                  | 0.216        | 0.457        | 0.430        | 0.434        |
| **  | Developing Countries  | 0.091        | 0.141        | 0.125        | 0.134        |
| **  | High Income Countries | 0.055        | 0.066        | 0.065        | 0.060        |
| **  | World                 | 0.052        | 0.077        | 0.077        | 0.083        |

Merchandise — mainly fuel (from MENA and SSA countries) and manufactures (from countries in Asia) — accounted for most of the goods and services exported in 2011. Merchandise exports were highly concentrated as well. **Table 4** above presents the list of member countries with the most concentrated exports and those with the least concentrated exports.

The total member countries' imports of goods and services increased from US\$1.47 trillion in 2009 to US\$2 trillion in 2011, but also remained more or less the same as a share of world imports (about 9 percent). MENA countries accounted for 63 percent of the total imports of member countries, followed by the Asia region (25 percent), SSA (8 percent) and CITs (5 percent). Of the total goods and services imported, 82 percent were merchandise — mainly manufactures.

The price of exports relative to that of imports in member countries improved steadily from 2002 to 2008, before deteriorating during the recent global economic crisis. The aggregate terms of trade index has improved since, reaching an all-time high in 2011. In LDMCs, the terms of trade improved less dramatically between 2002 and 2007, and slightly deteriorated in 2009 before improving in 2010 and 2011 (**Figure 6**).



Intra-IDB trade recorded an upward trend during 2000-2011. Intra-merchandise trade among member countries increased steadily from 12.2 percent of total merchandise trade in 2000 to 17.1 percent in 2011, still below the intra-OIC trade target of 20 percent by 2015.

Merchandise exports of member countries to major petroleum and gas exporting countries peaked at 9 percent of total merchandise exports in 2009 before dropping to 7 percent in 2011. Merchandise imports from major petroleum and gas exporters peaked at 15 percent of total merchandise imports in 2008, and declined to 13 percent in 2011. Developing countries accounted for much of the trade between IDB member countries and petroleum and gas exporters, representing an average of 85 percent of member countries' exports to petroleum and gas exporters over the past five years, and responsible for about 68 percent of member countries imports.

### Balance of Payments and International Reserves

**In 2012, IDB member countries as a whole had a current account surplus of 5 percent of GDP.** About half of member countries had current account deficits which ranged from -2

percent of GDP for Turkmenistan to -39 percent of GDP for Guinea. By contrast, Brunei, Kuwait, Qatar, Saudi Arabia, Libya and Azerbaijan all had current account surpluses of 20 percent of GDP or more.

Gross international reserves (including gold held by central banks) increased substantially from US\$202 billion in 2000 to US\$1.6 trillion in 2011. Thirty nine countries had more than US\$1 billion each in reserves in 2011, with five countries having in excess of US\$100 billion reserves (Saudi Arabia US\$541 billion, Algeria US\$183 billion, Malaysia US\$132 billion, Indonesia US\$107 billion, and Libya US\$100 billion). The reserves coverage, in number of months of imports, for individual countries ranged from 0.4 month in Sudan to 240.7 months in Libya.

### External Debt

**The total external debt of IDB member countries increased steadily over the years reaching US\$1.1 trillion in 2011 up from US\$631 billion in 2000.** The external debt for countries ranged from US\$0.3 billion in Comoros to US\$307 billion in Turkey. The top-3 countries with more than US\$100 billion external debts were Turkey, Indonesia and Kazakhstan. The average external Debt-to-GNI ratio fell from an average of 55.2 percent in 2000 to 29.9 percent in 2011, with the average Debt Service-to-GNI ratio falling from 6.6 percent to 4.4 percent over the same period.

### Financial Flows

**The net resources flows (comprising net Official Development Assistance (ODA), net other official flows and net private sector flows) to member countries increased steadily from US\$25.4 billion in 2000 to US\$101 billion in 2011.** Five countries recorded net flows of over US\$5 billion each in 2011. These were: Turkey (US\$25.7 billion), Indonesia (US\$10.7 billion), Malaysia (US\$7.4 billion), Afghanistan (US\$6.8 billion) and Morocco (US\$5 billion).

The total net financing of IDB Group, up to the end of 1433H, totalled US\$87.2 billion. Of this figure, US\$870 million were approved for Muslim communities in non-member countries. The top-10 countries that received at least US\$ 2 billion each from IDB Group financing since inception were Bangladesh (US\$12.6 billion), Pakistan (US\$8.3 billion), Turkey (US\$6.1 billion), Iran (US\$5.8 billion), Morocco (US\$5.2 billion), Egypt (US\$5.0 billion), Saudi Arabia (US\$4.5 billion), Indonesia (US\$3.2 billion), Tunisia (US\$2.5 billion), and Algeria (US\$2.5 billion).

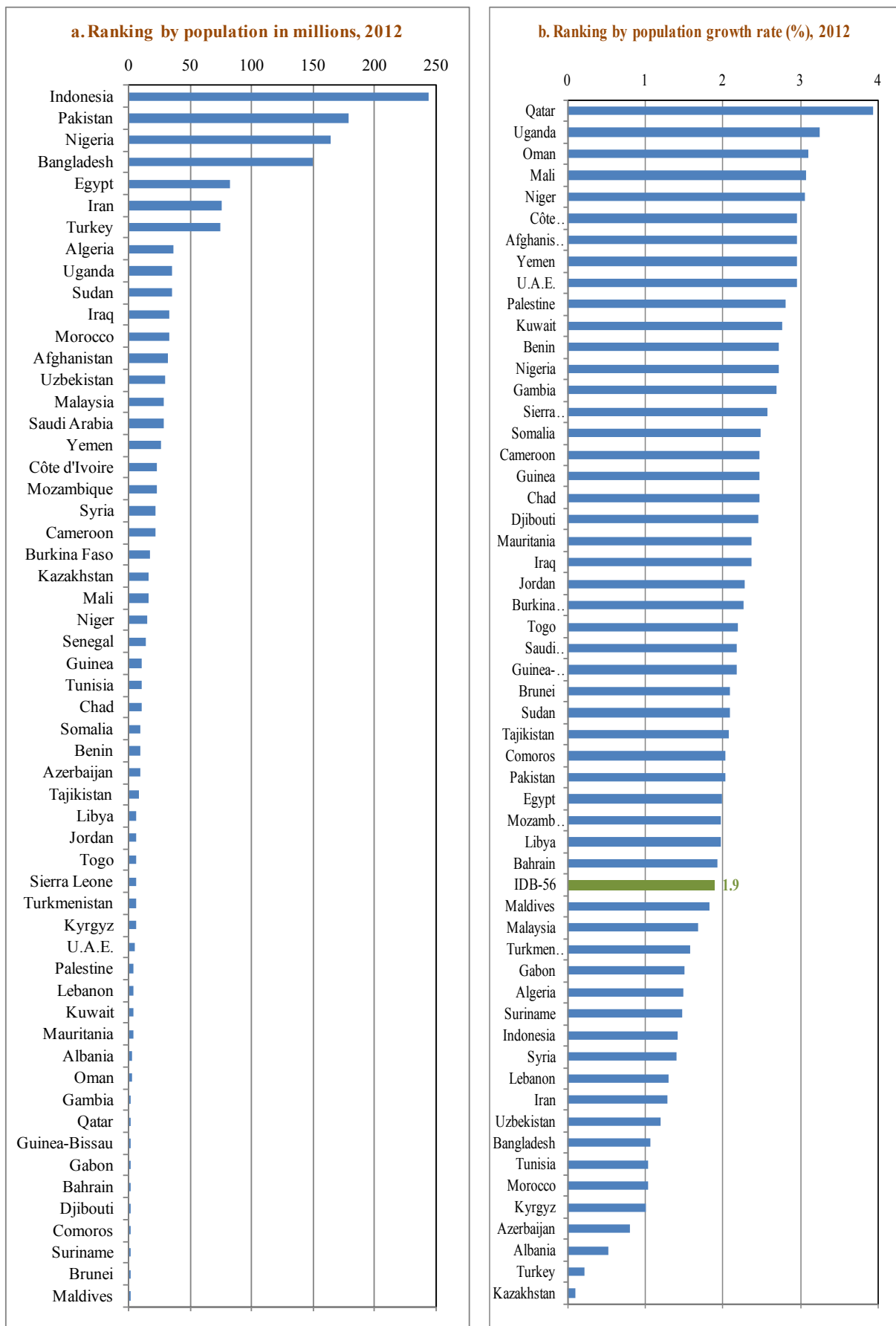
Trade financing operations represented 50.5 percent of total IDB Group financing, followed by projects and operations financing (48.2 percent), special assistance operations (0.8 percent) and technical assistance operations (0.5 percent).

This page is left blank intentionally

**PART I**

**DEMOGRAPHIC AND  
HUMAN DEVELOPMENT  
INDICATORS**

**Figure 1.1: Population**





## Part I Demographic and Human Development Indicators

**Table 1.1: Population**

| Country               | Mid Year Population in Millions |                |                |                |                |                |                |                |                |                |
|-----------------------|---------------------------------|----------------|----------------|----------------|----------------|----------------|----------------|----------------|----------------|----------------|
|                       | 1990                            | 2000           | 2006           | 2007           | 2008           | 2009           | 2010           | 2011           | 2012           | 2015           |
| Afghanistan           | ..                              | ..             | 26.7           | 27.4           | 28.4           | 29.3           | 30.2           | 31.1           | 32.0           | 35.0           |
| Albania               | 3.2                             | 3.1            | 3.1            | 3.2            | 3.2            | 3.2            | 3.2            | 3.2            | 3.2            | 3.3            |
| Algeria               | 25.0                            | 30.5           | 33.4           | 33.9           | 34.4           | 34.9           | 35.4           | 36.0           | 36.5           | 38.2           |
| Azerbaijan            | ..                              | 8.1            | 8.7            | 8.8            | 8.9            | 9.0            | 9.0            | 9.1            | 9.2            | 9.4            |
| Bahrain               | 0.5                             | 0.7            | 0.7            | 0.8            | 0.8            | 1.0            | 1.1            | 1.1            | 1.2            | 1.2            |
| Bangladesh            | 105.3                           | 128.0          | 140.6          | 142.2          | 143.7          | 145.2          | 146.9          | 148.5          | 150.0          | 154.9          |
| Benin                 | 4.9                             | 6.5            | 7.9            | 8.1            | 8.4            | 8.6            | 8.9            | 9.1            | 9.4            | 10.1           |
| Brunei                | 0.3                             | 0.3            | 0.4            | 0.4            | 0.4            | 0.4            | 0.4            | 0.4            | 0.4            | 0.5            |
| Burkina Faso          | 9.3                             | 12.3           | 14.6           | 15.1           | 15.5           | 16.0           | 16.5           | 17.0           | 17.4           | 18.6           |
| Cameroon              | 11.5                            | 15.3           | 18.3           | 18.9           | 19.4           | 19.9           | 20.4           | 20.9           | 21.5           | 23.1           |
| Chad                  | 5.6                             | 7.5            | 9.3            | 9.5            | 9.7            | 10.0           | 10.2           | 10.5           | 10.7           | 11.6           |
| Comoros               | 0.5                             | 0.5            | 0.6            | 0.6            | 0.6            | 0.7            | 0.7            | 0.7            | 0.7            | 0.7            |
| Côte d'Ivoire         | 11.7                            | 16.7           | 19.6           | 20.2           | 20.8           | 21.4           | 22.0           | 22.7           | 23.4           | 25.5           |
| Djibouti              | ..                              | 0.7            | 0.7            | 0.8            | 0.8            | 0.8            | 0.8            | 0.8            | 0.9            | 0.9            |
| Egypt                 | 51.4                            | 63.3           | 71.3           | 73.6           | 75.2           | 76.9           | 78.7           | 80.4           | 82.0           | 87.0           |
| Gabon                 | 0.9                             | 1.2            | 1.4            | 1.4            | 1.5            | 1.5            | 1.5            | 1.5            | 1.5            | 1.6            |
| Gambia                | 0.9                             | 1.3            | 1.6            | 1.6            | 1.7            | 1.7            | 1.8            | 1.8            | 1.8            | 2.0            |
| Guinea                | 6.1                             | 8.4            | 9.4            | 9.6            | 9.8            | 10.1           | 10.3           | 10.6           | 10.9           | 11.7           |
| Guinea-Bissau         | 1.0                             | 1.3            | 1.5            | 1.5            | 1.6            | 1.6            | 1.6            | 1.7            | 1.7            | 1.8            |
| Indonesia             | 179.4                           | 206.3          | 224.6          | 227.8          | 231.0          | 234.3          | 237.6          | 241.0          | 244.5          | 255.1          |
| Iran                  | 54.5                            | 63.9           | 70.5           | 71.3           | 72.2           | 73.2           | 74.3           | 75.2           | 76.1           | 79.1           |
| Iraq                  | ..                              | ..             | 28.8           | 29.6           | 30.4           | 31.2           | 32.0           | 32.8           | 33.6           | 35.9           |
| Jordan                | 3.5                             | 4.9            | 5.6            | 5.7            | 5.9            | 6.0            | 6.1            | 6.3            | 6.4            | 6.8            |
| Kazakhstan            | ..                              | 14.9           | 15.4           | 15.6           | 15.8           | 16.2           | 16.4           | 16.7           | 16.7           | 16.7           |
| Kuwait                | 2.1                             | 2.2            | 3.2            | 3.4            | 3.4            | 3.5            | 3.6            | 3.7            | 3.8            | 4.1            |
| Kyrgyz Republic       | ..                              | 4.9            | 5.2            | 5.3            | 5.3            | 5.4            | 5.5            | 5.5            | 5.6            | 5.8            |
| Lebanon               | 2.8                             | 3.6            | 3.8            | 3.8            | 3.8            | 3.9            | 3.9            | 4.0            | 4.0            | 4.2            |
| Libya                 | 4.4                             | 5.3            | 6.0            | 6.2            | 6.3            | 6.4            | 6.5            | 6.5            | 6.6            | 7.0            |
| Malaysia              | 18.3                            | 23.5           | 26.8           | 27.2           | 27.5           | 27.9           | 28.3           | 28.6           | 29.0           | 30.5           |
| Maldives              | 0.2                             | 0.3            | 0.3            | 0.3            | 0.3            | 0.3            | 0.3            | 0.3            | 0.3            | 0.3            |
| Mali                  | 8.6                             | 11.3           | 13.6           | 14.0           | 14.5           | 14.9           | 15.4           | 15.9           | 16.3           | 17.9           |
| Mauritania            | 2.0                             | 2.6            | 3.1            | 3.2            | 3.3            | 3.4            | 3.5            | 3.5            | 3.6            | 3.9            |
| Morocco               | 24.0                            | 28.5           | 30.5           | 30.8           | 31.2           | 31.5           | 31.9           | 32.2           | 32.5           | 33.5           |
| Mozambique            | 14.2                            | 17.7           | 19.9           | 20.3           | 20.7           | 21.2           | 21.6           | 22.0           | 22.5           | 23.8           |
| Niger                 | 7.7                             | 10.8           | 12.9           | 13.4           | 13.8           | 14.2           | 14.6           | 15.1           | 15.6           | 17.0           |
| Nigeria               | 90.6                            | 119.0          | 140.0          | 143.9          | 147.8          | 151.9          | 156.1          | 160.3          | 164.8          | 178.7          |
| Oman                  | 1.6                             | 2.4            | 2.7            | 2.7            | 2.8            | 2.9            | 3.0            | 3.1            | 3.2            | 3.5            |
| Pakistan              | 108.4                           | 137.5          | 155.4          | 158.2          | 161.0          | 168.2          | 171.7          | 175.3          | 178.9          | 190.0          |
| Palestine             | 2.1                             | 3.2            | 3.6            | 3.7            | 3.8            | 3.9            | 4.0            | 4.2            | 4.3            | 4.6            |
| Qatar                 | 0.4                             | 0.6            | 1.0            | 1.2            | 1.4            | 1.6            | 1.7            | 1.8            | 1.8            | 2.1            |
| Saudi Arabia          | 15.2                            | 20.5           | 24.1           | 24.9           | 25.8           | 26.7           | 27.6           | 28.2           | 28.8           | 30.6           |
| Senegal               | 7.3                             | 9.5            | 11.2           | 11.5           | 11.8           | 12.1           | 12.4           | 12.8           | 13.8           | 14.8           |
| Sierra-Leone          | 3.5                             | 4.2            | 5.3            | 5.4            | 5.6            | 5.7            | 5.8            | 6.0            | 6.2            | 6.6            |
| Somalia               | 6.6                             | 7.4            | 8.5            | 8.7            | 8.9            | 9.1            | 9.3            | 9.6            | 9.8            | 10.6           |
| Sudan                 | 20.5                            | 27.6           | 31.4           | 31.9           | 32.4           | 33.0           | 33.6           | 34.3           | 35.0           | 37.3           |
| Suriname              | ..                              | 0.5            | 0.5            | 0.5            | 0.5            | 0.5            | 0.5            | 0.5            | 0.5            | 0.6            |
| Syria                 | 12.7                            | 16.5           | 19.6           | 20.1           | 20.6           | 21.1           | 21.4           | 21.7           | 22.0           | 22.9           |
| Tajikistan            | ..                              | 6.3            | 7.1            | 7.2            | 7.4            | 7.5            | 7.6            | 7.8            | 8.0            | 8.5            |
| Togo                  | 3.5                             | 4.7            | 5.5            | 5.6            | 5.8            | 5.9            | 6.0            | 6.2            | 6.3            | 6.7            |
| Tunisia               | 8.2                             | 9.6            | 10.1           | 10.2           | 10.3           | 10.4           | 10.5           | 10.7           | 10.8           | 11.1           |
| Turkey                | 52.4                            | 64.3           | 69.4           | 70.2           | 71.1           | 72.1           | 73.0           | 74.7           | 74.9           | 77.6           |
| Turkmenistan          | ..                              | 4.6            | 5.1            | 5.2            | 5.3            | 5.4            | 5.4            | 5.5            | 5.6            | 5.9            |
| U.A.E.                | 1.8                             | 3.0            | 4.2            | 4.5            | 4.8            | 5.1            | 5.2            | 5.4            | 5.5            | 6.0            |
| Uganda                | 17.6                            | 24.2           | 29.4           | 30.3           | 31.3           | 32.4           | 33.4           | 34.5           | 35.6           | 39.3           |
| Uzbekistan            | ..                              | 24.9           | 26.8           | 27.2           | 27.6           | 28.0           | 28.5           | 29.1           | 29.4           | 30.5           |
| Yemen                 | 12.1                            | 17.9           | 21.6           | 22.3           | 23.0           | 23.7           | 24.4           | 25.1           | 25.9           | 28.3           |
| <b>IDB-56</b>         | <b>924.1</b>                    | <b>1,214.6</b> | <b>1,422.6</b> | <b>1,450.8</b> | <b>1,478.9</b> | <b>1,512.7</b> | <b>1,542.6</b> | <b>1,572.9</b> | <b>1,602.7</b> | <b>1,695.3</b> |
| <b>Of which:</b>      |                                 |                |                |                |                |                |                |                |                |                |
| SSA-22*               | 234.4                           | 310.7          | 365.8          | 375.6          | 385.6          | 395.9          | 406.5          | 417.4          | 429.2          | 464.4          |
| MENA-19*              | 274.8                           | 340.7          | 410.2          | 418.9          | 427.1          | 436.0          | 444.5          | 452.8          | 459.9          | 483.9          |
| ASIA-8*               | 411.8                           | 496.4          | 575.3          | 583.9          | 592.8          | 606.1          | 616.0          | 625.7          | 635.8          | 666.9          |
| CIT-7*                | --                              | 66.8           | 71.4           | 72.4           | 73.4           | 74.7           | 75.7           | 77.0           | 77.7           | 80.1           |
| LDMC-25*              | 239.3                           | 319.0          | 391.6          | 399.7          | 408.1          | 416.6          | 425.4          | 434.4          | 444.2          | 472.9          |
| NON-LDMC-31*          | 684.8                           | 895.5          | 1,031.0        | 1,051.1        | 1,070.8        | 1,096.0        | 1,117.2        | 1,138.5        | 1,158.4        | 1,222.4        |
| Oil-Exporters-22*     | 338.7                           | 487.1          | 586.5          | 600.6          | 614.1          | 628.3          | 642.4          | 655.9          | 669.6          | 712.2          |
| Non-Oil-Exporters-34* | 585.4                           | 727.5          | 836.1          | 850.3          | 864.8          | 884.3          | 900.2          | 917.0          | 933.1          | 983.1          |
| <b>OIC-57</b>         | <b>924.9</b>                    | <b>1,215.3</b> | <b>1,423.4</b> | <b>1,451.6</b> | <b>1,479.7</b> | <b>1,513.4</b> | <b>1,543.4</b> | <b>1,573.7</b> | <b>1,603.4</b> | <b>1,696.1</b> |
| <b>Memo:</b>          |                                 |                |                |                |                |                |                |                |                |                |
| World                 | 5,306.4                         | 6,122.8        | 6,584.0        | 6,661.6        | 6,739.6        | 6,817.7        | 6,895.9        | 6,974.0        | 7,052.1        | 7,284.3        |
| Developed Countries   | 1,144.4                         | 1,188.8        | 1,215.8        | 1,221.0        | 1,226.1        | 1,231.1        | 1,235.9        | 1,240.4        | 1,244.6        | 1,256.2        |
| Developing Countries  | 4,162.0                         | 4,934.0        | 5,368.1        | 5,440.7        | 5,513.5        | 5,586.6        | 5,660.0        | 5,733.7        | 5,807.6        | 6,028.1        |
| LDCs                  | 510.1                           | 662.0          | 762.2          | 779.3          | 796.5          | 814.1          | 832.3          | 851.1          | 870.4          | 930.6          |

\* See technical notes for country composition of the groupings.

**Table 1.2: Annual Population Growth Rate (%)**

| Country               | 1990       | 2000       | 2007       | 2008       | 2009       | 2010       | 2011       | 2012       | 2015       | 2008-2012  |
|-----------------------|------------|------------|------------|------------|------------|------------|------------|------------|------------|------------|
| Afghanistan           | ..         | ..         | 2.6        | 3.4        | 3.2        | 3.1        | 3.0        | 3.0        | 3.0        | 3.1        |
| Albania               | -0.1       | -1.4       | 0.4        | 0.7        | 0.4        | 0.5        | 0.5        | 0.5        | 0.5        | 0.5        |
| Algeria               | 1.3        | 1.8        | 1.5        | 1.5        | 1.5        | 1.5        | 1.5        | 1.5        | 1.5        | 1.5        |
| Azerbaijan            | ..         | 1.5        | 1.1        | 1.1        | 0.9        | 0.8        | 0.8        | 0.8        | 0.8        | 0.9        |
| Bahrain               | 0.8        | 1.5        | 2.0        | 1.9        | 28.8       | 6.3        | 2.0        | 1.9        | 2.0        | 8.2        |
| Bangladesh            | 2.5        | 0.6        | 1.1        | 1.1        | 1.1        | 1.1        | 1.1        | 1.1        | 1.1        | 1.1        |
| Benin                 | 3.1        | 3.5        | 3.0        | 3.0        | 2.9        | 2.8        | 2.8        | 2.7        | 2.6        | 2.8        |
| Brunei                | 2.8        | 2.5        | 1.8        | 2.0        | 2.0        | 2.0        | 2.6        | 2.1        | 2.2        | 2.1        |
| Burkina Faso          | 2.9        | 2.9        | 3.0        | 3.0        | 3.0        | 3.0        | 3.0        | 2.3        | 2.3        | 2.8        |
| Cameroon              | 3.1        | 2.8        | 2.8        | 2.8        | 2.8        | 2.5        | 2.5        | 2.5        | 2.5        | 2.6        |
| Chad                  | 2.5        | 2.5        | 2.5        | 2.5        | 2.5        | 2.5        | 2.5        | 2.5        | 2.5        | 2.5        |
| Comoros               | 2.7        | 4.2        | 2.1        | 2.1        | 2.0        | 2.1        | 2.1        | 2.0        | 2.1        | 2.1        |
| Côte d'Ivoire         | 4.0        | 2.1        | 3.0        | 3.0        | 3.0        | 3.0        | 3.0        | 3.0        | 3.0        | 3.0        |
| Djibouti              | ..         | 2.3        | 2.4        | 2.5        | 2.5        | 2.5        | 2.5        | 2.5        | 2.4        | 2.5        |
| Egypt                 | 0.9        | 2.1        | 3.2        | 2.2        | 2.2        | 2.3        | 2.1        | 2.0        | 2.0        | 2.2        |
| Gabon                 | 2.2        | 2.4        | 2.5        | 1.5        | 1.4        | 1.4        | 1.5        | 1.5        | 1.4        | 1.5        |
| Gambia                | 4.0        | 3.0        | 2.8        | 2.7        | 2.7        | 2.7        | 2.7        | 2.7        | 2.7        | 2.7        |
| Guinea                | ..         | 2.0        | 2.1        | 2.2        | 2.5        | 2.5        | 2.5        | 2.5        | 2.5        | 2.4        |
| Guinea-Bissau         | 2.1        | 10.4       | 2.2        | 2.2        | 2.3        | 2.1        | 2.2        | 2.2        | 2.2        | 2.2        |
| Indonesia             | 2.0        | 1.1        | 1.4        | 1.4        | 1.4        | 1.4        | 1.4        | 1.4        | 1.4        | 1.4        |
| Iran                  | 2.4        | 1.6        | 1.1        | 1.3        | 1.4        | 1.5        | 1.1        | 1.3        | 1.3        | 1.3        |
| Iraq                  | ..         | ..         | 2.9        | 2.8        | 2.7        | 2.6        | 2.5        | 2.4        | 2.1        | 2.6        |
| Jordan                | 9.8        | 2.5        | 2.2        | 2.2        | 2.2        | 2.2        | 2.3        | 2.3        | 2.3        | 2.2        |
| Kazakhstan            | ..         | -0.2       | 1.1        | 1.4        | 2.6        | 1.4        | 1.4        | 0.1        | 0.1        | 1.4        |
| Kuwait                | 1.4        | -1.7       | 6.6        | 1.2        | 1.2        | 2.7        | 2.8        | 2.8        | 2.7        | 2.1        |
| Kyrgyz Republic       | ..         | 1.0        | 0.8        | 1.1        | 1.3        | 1.1        | 1.0        | 1.0        | 1.0        | 1.1        |
| Lebanon               | 1.1        | 2.0        | 0.0        | 1.3        | 1.3        | 1.3        | 1.3        | 1.3        | 1.3        | 1.3        |
| Libya                 | -6.0       | 2.0        | 2.0        | 2.0        | 2.0        | 2.0        | -1.1       | 2.0        | 2.0        | 1.4        |
| Malaysia              | 4.2        | 2.5        | 1.3        | 1.3        | 1.3        | 1.3        | 1.1        | 1.7        | 1.7        | 1.3        |
| Maldives              | 3.8        | 1.5        | 2.0        | 1.6        | 1.6        | 1.6        | 1.6        | 1.8        | 1.7        | 1.6        |
| Mali                  | 2.9        | 2.3        | 3.1        | 3.1        | 3.1        | 3.0        | 3.1        | 3.1        | 3.1        | 3.1        |
| Mauritania            | 0.8        | 2.9        | 2.6        | 2.6        | 2.5        | 2.4        | 2.4        | 2.4        | 2.4        | 2.4        |
| Morocco               | 0.4        | 0.8        | 1.1        | 1.1        | 1.1        | 1.1        | 1.0        | 1.0        | 1.0        | 1.1        |
| Mozambique            | 0.8        | 2.2        | 2.0        | 2.0        | 2.0        | 2.0        | 2.0        | 2.0        | 2.0        | 2.0        |
| Niger                 | 3.1        | 3.1        | 3.1        | 3.1        | 3.0        | 3.1        | 3.1        | 3.1        | 3.1        | 3.1        |
| Nigeria               | 2.9        | 2.7        | 2.7        | 2.7        | 2.7        | 2.7        | 2.7        | 2.7        | 2.7        | 2.7        |
| Oman                  | -9.9       | 1.4        | 2.1        | 2.1        | 3.5        | 3.3        | 3.4        | 3.1        | 3.1        | 3.1        |
| Pakistan              | 2.9        | 1.8        | 1.8        | 1.8        | 4.4        | 2.1        | 2.1        | 2.0        | 2.0        | 2.5        |
| Palestine             | 3.8        | 3.3        | 2.5        | 2.6        | 2.7        | 2.7        | 2.8        | 2.8        | 2.8        | 2.7        |
| Qatar                 | 15.6       | 5.2        | 16.3       | 16.6       | 12.4       | 3.7        | 3.9        | 3.9        | 3.9        | 8.1        |
| Saudi Arabia          | 4.9        | 2.4        | 3.3        | 3.3        | 3.3        | 3.3        | 2.2        | 2.2        | 2.0        | 2.9        |
| Senegal               | 2.9        | 2.5        | 2.7        | 2.7        | 2.7        | 2.7        | 2.7        | 7.5        | 2.4        | 3.6        |
| Sierra-Leone          | 2.3        | 2.6        | 2.8        | 2.6        | 2.5        | 2.6        | 2.6        | 2.6        | 2.6        | 2.5        |
| Somalia               | 0.4        | 2.8        | 2.2        | 2.1        | 2.2        | 2.3        | 2.4        | 2.5        | 2.7        | 2.3        |
| Sudan                 | 3.0        | 2.2        | 1.7        | 1.6        | 1.6        | 1.9        | 2.1        | 2.1        | 2.0        | 1.9        |
| Suriname              | ..         | 1.3        | 1.2        | 1.4        | 1.3        | 1.3        | 1.3        | 1.5        | 1.4        | 1.4        |
| Syria                 | 3.4        | 2.6        | 2.5        | 2.4        | 2.5        | 1.4        | 1.4        | 1.4        | 1.4        | 1.8        |
| Tajikistan            | ..         | 2.0        | 2.1        | 2.2        | 2.1        | 1.1        | 2.4        | 2.1        | 2.1        | 2.0        |
| Togo                  | 2.9        | 3.3        | 2.5        | 2.5        | 2.1        | 2.2        | 2.2        | 2.2        | 2.2        | 2.2        |
| Tunisia               | 3.0        | 1.1        | 1.0        | 1.0        | 1.0        | 1.0        | 1.0        | 1.0        | 1.0        | 1.0        |
| Turkey                | 2.3        | 1.4        | 1.2        | 1.2        | 1.3        | 1.3        | 2.3        | 0.2        | 1.2        | 1.3        |
| Turkmenistan          | ..         | 1.7        | 1.6        | 1.6        | 1.6        | 1.6        | 1.6        | 1.6        | 1.6        | 1.6        |
| U.A.E.                | -0.9       | -1.3       | 5.9        | 6.0        | 6.1        | 3.0        | 3.0        | 3.0        | 3.0        | 4.2        |
| Uganda                | 3.6        | 3.1        | 3.3        | 3.3        | 3.2        | 3.2        | 3.2        | 3.2        | 3.2        | 3.2        |
| Uzbekistan            | ..         | 1.3        | 1.5        | 1.4        | 1.6        | 1.8        | 2.1        | 1.2        | 1.2        | 1.6        |
| Yemen                 | ..         | 3.1        | 3.0        | 3.0        | 3.0        | 3.0        | 3.0        | 3.0        | 3.0        | 3.0        |
| <b>IDB-56</b>         | <b>4.3</b> | <b>1.7</b> | <b>2.0</b> | <b>1.9</b> | <b>2.3</b> | <b>2.0</b> | <b>1.9</b> | <b>1.9</b> | <b>1.9</b> | <b>2.0</b> |
| <b>Of which:</b>      |            |            |            |            |            |            |            |            |            |            |
| SSA-22*               | 5.4        | 2.7        | 2.6        | 2.6        | 2.6        | 2.6        | 2.7        | 2.8        | 2.6        | 2.7        |
| MENA-19*              | 6.4        | 1.8        | 2.1        | 1.9        | 2.1        | 1.9        | 1.9        | 1.6        | 1.7        | 1.9        |
| ASIA-8*               | 2.4        | 1.3        | 1.5        | 1.5        | 2.2        | 1.6        | 1.6        | 1.6        | 1.6        | 1.7        |
| CIT-7*                | ..         | 0.9        | 1.3        | 1.4        | 1.7        | 1.4        | 1.6        | 1.0        | 1.0        | 1.4        |
| LDMC-25*              | 10.5       | 1.8        | 2.0        | 2.1        | 2.1        | 2.1        | 2.1        | 2.2        | 2.1        | 2.1        |
| NON-LDMC-31*          | 2.3        | 1.7        | 1.9        | 1.9        | 2.3        | 1.9        | 1.9        | 1.7        | 1.8        | 1.9        |
| Oil-Exporters-22*     | 6.1        | 2.1        | 2.4        | 2.2        | 2.3        | 2.2        | 2.1        | 2.1        | 2.0        | 2.2        |
| Non-Oil-Exporters-34* | 3.3        | 1.5        | 1.7        | 1.7        | 2.2        | 1.8        | 1.9        | 1.7        | 1.7        | 1.9        |
| <b>OIC-57</b>         | <b>4.3</b> | <b>1.7</b> | <b>2.0</b> | <b>1.9</b> | <b>2.3</b> | <b>2.0</b> | <b>1.9</b> | <b>1.9</b> | <b>1.9</b> | <b>2.0</b> |
| <b>Memo:</b>          |            |            |            |            |            |            |            |            |            |            |
| World                 | 2.7        | 2.4        | 2.2        | 2.2        | 2.2        | 2.2        | 2.2        | 2.2        | 2.2        | 1.1        |
| Developed Countries   | 2.0        | 1.5        | 1.3        | 1.3        | 1.3        | 1.3        | 1.3        | 1.3        | 1.2        | 0.4        |
| Developing Countries  | 0.5        | 0.3        | 0.4        | 0.4        | 0.4        | 0.4        | 0.4        | 0.3        | 0.3        | 1.3        |
| LDCs                  | 1.7        | 1.3        | 1.2        | 1.2        | 1.2        | 1.1        | 1.1        | 1.1        | 1.1        | 2.2        |

\* See technical notes for country composition of the groupings.

**Part I**  
**Demographic and Human Development Indicators**

**Table 1.3: Population Structure**

| Country               | Gender Structure |               | Population age composition |                    |                  | Dependency ratios** |            |             |
|-----------------------|------------------|---------------|----------------------------|--------------------|------------------|---------------------|------------|-------------|
|                       | Male % 2011      | Female % 2011 | 0-14 yrs (%) 2011          | 15-64 yrs (%) 2011 | 65+ yrs (%) 2011 | Young 2011          | Old 2011   | Total 2011  |
| Afghanistan           | 51.7             | 48.3          | 46.1                       | 51.7               | 2.3              | 89.2                | 4.4        | 93.5        |
| Albania               | 50.1             | 49.9          | 22.1                       | 68.1               | 9.9              | 32.4                | 14.5       | 46.9        |
| Algeria               | 50.5             | 49.5          | 26.8                       | 68.6               | 4.6              | 39.1                | 6.8        | 45.9        |
| Azerbaijan            | 49.5             | 50.5          | 21.0                       | 72.6               | 6.4              | 28.9                | 8.9        | 37.7        |
| Bahrain               | 62.6             | 37.4          | 19.8                       | 78.1               | 2.1              | 25.4                | 2.6        | 28.0        |
| Bangladesh            | 50.6             | 49.4          | 30.7                       | 64.7               | 4.6              | 47.4                | 7.1        | 54.6        |
| Benin                 | 49.3             | 50.7          | 43.5                       | 53.4               | 3.0              | 81.4                | 5.7        | 87.1        |
| Brunei                | 50.5             | 49.5          | 25.9                       | 70.4               | 3.7              | 36.7                | 5.2        | 42.0        |
| Burkina Faso          | 49.7             | 50.3          | 45.2                       | 52.5               | 2.2              | 86.1                | 4.3        | 90.4        |
| Cameroon              | 49.9             | 50.1          | 40.4                       | 56.0               | 3.5              | 72.2                | 6.3        | 78.4        |
| Chad                  | 49.7             | 50.3          | 45.3                       | 51.8               | 2.9              | 87.4                | 5.5        | 92.9        |
| Comoros               | 50.4             | 49.6          | 42.6                       | 54.7               | 2.7              | 78.0                | 4.9        | 82.9        |
| Côte d'Ivoire         | 50.9             | 49.1          | 40.7                       | 55.5               | 3.8              | 73.3                | 6.9        | 80.2        |
| Djibouti              | 50.0             | 50.0          | 35.4                       | 61.2               | 3.4              | 57.9                | 5.5        | 63.4        |
| Egypt                 | 50.2             | 49.8          | 31.3                       | 63.6               | 5.2              | 49.2                | 8.1        | 57.3        |
| Gabon                 | 50.2             | 49.8          | 35.0                       | 60.6               | 4.3              | 57.7                | 7.2        | 64.9        |
| Gambia                | 49.4             | 50.6          | 43.7                       | 54.1               | 2.2              | 80.7                | 4.0        | 84.7        |
| Guinea                | 50.5             | 49.5          | 42.7                       | 54.0               | 3.3              | 79.2                | 6.1        | 85.3        |
| Guinea-Bissau         | 49.6             | 50.4          | 41.1                       | 55.6               | 3.3              | 74.0                | 6.0        | 80.0        |
| Indonesia             | 49.9             | 50.1          | 26.7                       | 67.6               | 5.6              | 39.5                | 8.3        | 47.8        |
| Iran                  | 50.7             | 49.3          | 22.7                       | 72.0               | 5.3              | 31.6                | 7.3        | 38.9        |
| Iraq                  | 50.2             | 49.8          | 42.9                       | 53.9               | 3.2              | 79.6                | 5.9        | 85.6        |
| Jordan                | 51.4             | 48.6          | 37.0                       | 59.0               | 4.0              | 62.7                | 6.7        | 69.4        |
| Kazakhstan            | 48.0             | 52.0          | 24.8                       | 68.5               | 6.7              | 36.2                | 9.8        | 46.0        |
| Kuwait                | 59.6             | 40.4          | 26.8                       | 70.7               | 2.5              | 37.8                | 3.5        | 41.4        |
| Kyrgyz Republic       | 49.3             | 50.7          | 29.9                       | 65.8               | 4.3              | 45.5                | 6.5        | 52.0        |
| Lebanon               | 48.8             | 51.2          | 24.2                       | 68.5               | 7.3              | 35.3                | 10.7       | 46.1        |
| Libya                 | 50.4             | 49.6          | 30.6                       | 64.9               | 4.4              | 47.1                | 6.8        | 54.0        |
| Malaysia              | 50.7             | 49.3          | 29.9                       | 65.2               | 4.9              | 45.9                | 7.6        | 53.5        |
| Maldives              | 50.4             | 49.6          | 25.8                       | 69.0               | 5.2              | 37.4                | 7.6        | 45.0        |
| Mali                  | 50.0             | 50.0          | 47.1                       | 50.7               | 2.2              | 92.9                | 4.3        | 97.2        |
| Mauritania            | 50.3             | 49.7          | 39.7                       | 57.6               | 2.7              | 68.8                | 4.7        | 73.5        |
| Morocco               | 49.0             | 51.0          | 27.6                       | 66.8               | 5.6              | 41.4                | 8.3        | 49.7        |
| Mozambique            | 48.7             | 51.3          | 43.9                       | 52.7               | 3.3              | 83.3                | 6.3        | 89.6        |
| Niger                 | 50.3             | 49.7          | 48.9                       | 48.9               | 2.2              | 100.2               | 4.5        | 104.7       |
| Nigeria               | 50.6             | 49.4          | 42.8                       | 53.8               | 3.4              | 79.6                | 6.3        | 85.9        |
| Oman                  | 59.0             | 41.0          | 27.0                       | 70.3               | 2.7              | 38.4                | 3.8        | 42.2        |
| Pakistan              | 50.8             | 49.2          | 34.8                       | 60.8               | 4.3              | 57.3                | 7.1        | 64.4        |
| Palestine             | 50.8             | 49.2          | 41.9                       | 55.3               | 2.8              | 75.8                | 5.1        | 80.9        |
| Qatar                 | 75.9             | 24.1          | 13.4                       | 85.5               | 1.1              | 15.7                | 1.2        | 16.9        |
| Saudi Arabia          | 55.2             | 44.8          | 30.0                       | 67.0               | 3.0              | 44.7                | 4.5        | 49.2        |
| Senegal               | 49.6             | 50.4          | 43.5                       | 54.1               | 2.4              | 80.4                | 4.4        | 84.8        |
| Sierra-Leone          | 48.9             | 51.1          | 42.9                       | 55.2               | 1.9              | 77.6                | 3.4        | 81.0        |
| Somalia               | 49.6             | 50.4          | 44.9                       | 52.4               | 2.7              | 85.7                | 5.2        | 90.9        |
| Sudan                 | 50.4             | 49.6          | 39.8                       | 56.6               | 3.6              | 70.3                | 6.4        | 76.7        |
| Suriname              | 50.1             | 49.9          | 28.2                       | 65.3               | 6.5              | 43.1                | 10.0       | 53.1        |
| Syria                 | 50.6             | 49.4          | 36.2                       | 59.8               | 4.0              | 60.6                | 6.7        | 67.3        |
| Tajikistan            | 49.2             | 50.8          | 36.5                       | 60.1               | 3.4              | 60.8                | 5.7        | 66.5        |
| Togo                  | 49.5             | 50.5          | 39.3                       | 57.3               | 3.4              | 68.5                | 6.0        | 74.5        |
| Tunisia               | 50.0             | 50.0          | 23.2                       | 69.8               | 7.0              | 33.3                | 10.0       | 43.3        |
| Turkey                | 49.9             | 50.1          | 26.0                       | 67.9               | 6.1              | 38.2                | 9.0        | 47.2        |
| Turkmenistan          | 49.2             | 50.8          | 28.9                       | 67.1               | 4.1              | 43.0                | 6.1        | 49.1        |
| U.A.E.                | 69.5             | 30.5          | 16.8                       | 82.7               | 0.4              | 20.4                | 0.5        | 20.9        |
| Uganda                | 50.0             | 50.0          | 48.3                       | 49.2               | 2.5              | 98.3                | 5.1        | 103.4       |
| Uzbekistan            | 49.7             | 50.3          | 28.8                       | 66.9               | 4.3              | 43.1                | 6.4        | 49.6        |
| Yemen                 | 50.3             | 49.7          | 44.0                       | 53.5               | 2.6              | 82.2                | 4.8        | 87.0        |
| <b>IDB-56</b>         | <b>50.5</b>      | <b>49.5</b>   | <b>33.8</b>                | <b>61.9</b>        | <b>4.4</b>       | <b>54.6</b>         | <b>7.0</b> | <b>61.6</b> |
| <b>Of which:</b>      |                  |               |                            |                    |                  |                     |            |             |
| SSA-22*               | 50.2             | 49.8          | 43.4                       | 53.5               | 3.1              | 81.1                | 5.9        | 87.0        |
| MENA-19*              | 51.1             | 48.9          | 29.6                       | 65.7               | 4.7              | 45.0                | 7.2        | 52.2        |
| ASIA-8*               | 50.4             | 49.6          | 31.1                       | 64.0               | 4.8              | 48.6                | 7.5        | 56.1        |
| CIT-7*                | 49.2             | 50.8          | 27.5                       | 67.3               | 5.2              | 40.9                | 7.8        | 48.6        |
| LDMC-25*              | 50.3             | 49.7          | 39.5                       | 57.1               | 3.4              | 69.2                | 6.0        | 75.2        |
| NON-LDMC-31*          | 50.6             | 49.4          | 31.5                       | 63.7               | 4.7              | 49.5                | 7.4        | 56.9        |
| Oil-Exporters-22*     | 50.9             | 49.1          | 34.6                       | 61.3               | 4.1              | 56.4                | 6.7        | 63.1        |
| Non-Oil-Exporters-34* | 50.2             | 49.8          | 33.2                       | 62.3               | 4.6              | 53.3                | 7.3        | 60.6        |
| <b>OIC-57</b>         | <b>50.5</b>      | <b>49.5</b>   | <b>33.8</b>                | <b>61.9</b>        | <b>4.4</b>       | <b>54.6</b>         | <b>7.0</b> | <b>61.6</b> |
| <b>Memo:</b>          |                  |               |                            |                    |                  |                     |            |             |
| World                 | 50.0             | 50.0          | 26.6                       | 65.7               | 7.7              | 40.4                | 11.7       | 52.2        |
| Developed Countries   | 50.8             | 49.2          | 17.3                       | 66.9               | 15.8             | 25.8                | 23.7       | 49.5        |
| Developing Countries  | 49.6             | 50.4          | 31.6                       | 63.4               | 5.0              | 49.9                | 7.9        | 57.8        |
| LDCs                  | 50.4             | 49.6          | 39.8                       | 56.7               | 3.4              | 70.2                | 6.0        | 76.3        |

\* See technical notes for country composition of the groupings.

\*\* dependents as proportion of working age population.

**Table 1.4: Under Five Mortality Rate (per 1,000 live births)**

| Country               | 1990       | 2000      | 2004      | 2005      | 2006      | 2007      | 2008      | 2009      | 2010      | 2011      |
|-----------------------|------------|-----------|-----------|-----------|-----------|-----------|-----------|-----------|-----------|-----------|
| Afghanistan           | 192        | 136       | 123       | 119       | 116       | 113       | 110       | 107       | 104       | 101       |
| Albania               | 41         | 26        | 21        | 20        | 19        | 18        | 17        | 16        | 15        | 14        |
| Algeria               | 66         | 46        | 39        | 38        | 36        | 35        | 34        | 32        | 31        | 30        |
| Azerbaijan            | 95         | 69        | 59        | 57        | 54        | 53        | 50        | 49        | 46        | 45        |
| Bahrain               | 21         | 12        | 11        | 11        | 11        | 11        | 11        | 10        | 10        | 10        |
| Bangladesh            | 139        | 84        | 68        | 64        | 61        | 57        | 54        | 51        | 49        | 46        |
| Benin                 | 177        | 140       | 126       | 123       | 120       | 117       | 115       | 112       | 109       | 106       |
| Brunei                | 12         | 10        | 9         | 9         | 8         | 8         | 8         | 8         | 7         | 7         |
| Burkina Faso          | 208        | 182       | 168       | 165       | 162       | 157       | 155       | 152       | 149       | 146       |
| Cameroon              | 145        | 140       | 137       | 136       | 135       | 134       | 132       | 131       | 129       | 127       |
| Chad                  | 208        | 189       | 181       | 180       | 178       | 176       | 175       | 173       | 171       | 169       |
| Comoros               | 122        | 100       | 92        | 91        | 88        | 87        | 85        | 83        | 81        | 79        |
| Côte d'Ivoire         | 151        | 139       | 131       | 128       | 126       | 124       | 121       | 119       | 117       | 115       |
| Djibouti              | 122        | 106       | 99        | 98        | 97        | 96        | 94        | 93        | 91        | 90        |
| Egypt                 | 86         | 44        | 34        | 32        | 30        | 28        | 26        | 24        | 23        | 21        |
| Gabon                 | 94         | 82        | 78        | 77        | 75        | 73        | 71        | 69        | 67        | 66        |
| Gambia                | 165        | 130       | 119       | 116       | 113       | 111       | 108       | 106       | 103       | 101       |
| Guinea                | 228        | 175       | 154       | 150       | 145       | 142       | 137       | 133       | 130       | 126       |
| Guinea-Bissau         | 210        | 186       | 176       | 173       | 172       | 169       | 166       | 165       | 162       | 161       |
| Indonesia             | 82         | 53        | 44        | 42        | 40        | 38        | 37        | 35        | 33        | 32        |
| Iran                  | 61         | 44        | 35        | 34        | 32        | 31        | 29        | 27        | 26        | 25        |
| Iraq                  | 46         | 43        | 41        | 41        | 40        | 40        | 39        | 39        | 39        | 38        |
| Jordan                | 37         | 28        | 25        | 24        | 24        | 23        | 23        | 22        | 21        | 21        |
| Kazakhstan            | 57         | 42        | 36        | 35        | 34        | 33        | 31        | 30        | 29        | 28        |
| Kuwait                | 17         | 13        | 12        | 12        | 12        | 12        | 11        | 11        | 11        | 11        |
| Kyrgyz Republic       | 70         | 47        | 40        | 39        | 37        | 36        | 35        | 33        | 32        | 31        |
| Lebanon               | 33         | 19        | 15        | 14        | 13        | 12        | 11        | 11        | 10        | 9         |
| Libya                 | 44         | 27        | 22        | 22        | 21        | 20        | 19        | 18        | 17        | 16        |
| Malaysia              | 17         | 11        | 9         | 9         | 8         | 8         | 7         | 7         | 7         | 7         |
| Maldives              | 105        | 53        | 29        | 26        | 22        | 19        | 17        | 14        | 12        | 11        |
| Mali                  | 257        | 214       | 200       | 196       | 192       | 189       | 185       | 182       | 179       | 176       |
| Mauritania            | 125        | 118       | 116       | 116       | 115       | 114       | 114       | 113       | 113       | 112       |
| Morocco               | 81         | 53        | 45        | 43        | 41        | 39        | 37        | 36        | 34        | 33        |
| Mozambique            | 226        | 172       | 146       | 139       | 133       | 126       | 119       | 113       | 108       | 103       |
| Niger                 | 314        | 216       | 177       | 169       | 160       | 152       | 145       | 138       | 131       | 125       |
| Nigeria               | 214        | 188       | 162       | 156       | 150       | 145       | 139       | 134       | 129       | 124       |
| Oman                  | 48         | 22        | 16        | 14        | 13        | 12        | 11        | 10        | 9         | 9         |
| Pakistan              | 122        | 95        | 86        | 84        | 82        | 80        | 78        | 76        | 74        | 72        |
| Palestine             | 43         | 30        | 27        | 26        | 26        | 25        | 24        | 23        | 23        | 22        |
| Qatar                 | 20         | 13        | 11        | 10        | 10        | 9         | 9         | 8         | 8         | 8         |
| Saudi Arabia          | 43         | 21        | 15        | 14        | 13        | 12        | 12        | 11        | 10        | 9         |
| Senegal               | 136        | 130       | 104       | 97        | 91        | 85        | 79        | 74        | 69        | 65        |
| Sierra-Leone          | 267        | 241       | 220       | 214       | 209       | 204       | 200       | 194       | 189       | 185       |
| Somalia               | 180        | 180       | 180       | 180       | 180       | 180       | 180       | 180       | 180       | 180       |
| Sudan                 | 123        | 104       | 97        | 95        | 94        | 92        | 91        | 89        | 88        | 86        |
| Suriname              | 52         | 40        | 36        | 35        | 34        | 33        | 32        | 31        | 30        | 30        |
| Syria                 | 36         | 23        | 20        | 19        | 18        | 18        | 17        | 16        | 16        | 15        |
| Tajikistan            | 114        | 95        | 82        | 79        | 76        | 73        | 71        | 68        | 66        | 63        |
| Togo                  | 147        | 128       | 121       | 120       | 118       | 117       | 115       | 113       | 112       | 110       |
| Tunisia               | 51         | 30        | 24        | 22        | 21        | 20        | 19        | 18        | 17        | 16        |
| Turkey                | 72         | 35        | 26        | 24        | 22        | 21        | 19        | 18        | 16        | 15        |
| Turkmenistan          | 94         | 71        | 64        | 62        | 60        | 59        | 57        | 55        | 54        | 53        |
| U.A.E.                | 22         | 12        | 10        | 9         | 9         | 8         | 8         | 7         | 7         | 7         |
| Uganda                | 178        | 141       | 120       | 116       | 111       | 107       | 102       | 98        | 94        | 90        |
| Uzbekistan            | 75         | 61        | 56        | 55        | 54        | 53        | 51        | 51        | 50        | 49        |
| Yemen                 | 126        | 99        | 90        | 88        | 86        | 84        | 82        | 80        | 79        | 77        |
| <b>IDB-56</b>         | <b>115</b> | <b>87</b> | <b>76</b> | <b>74</b> | <b>71</b> | <b>69</b> | <b>67</b> | <b>64</b> | <b>63</b> | <b>61</b> |
| <b>Of which:</b>      |            |           |           |           |           |           |           |           |           |           |
| SSA-22*               | 196        | 168       | 149       | 144       | 140       | 136       | 132       | 128       | 124       | 120       |
| MENA-19*              | 67         | 42        | 34        | 33        | 31        | 30        | 28        | 27        | 26        | 25        |
| ASIA-8*               | 108        | 74        | 63        | 61        | 59        | 57        | 55        | 53        | 51        | 49        |
| CIT-7*                | 75         | 59        | 52        | 51        | 49        | 48        | 46        | 45        | 44        | 43        |
| LDMC-25*              | 164        | 122       | 108       | 104       | 101       | 98        | 95        | 92        | 89        | 87        |
| NON-LDMC-31*          | 98         | 74        | 64        | 62        | 60        | 58        | 56        | 54        | 52        | 50        |
| Oil-Exporters-22*     | 109        | 89        | 79        | 76        | 74        | 71        | 69        | 67        | 65        | 63        |
| Non-Oil-Exporters-34* | 119        | 85        | 74        | 72        | 70        | 67        | 65        | 63        | 61        | 59        |
| <b>OIC-57</b>         | <b>115</b> | <b>87</b> | <b>76</b> | <b>74</b> | <b>71</b> | <b>69</b> | <b>67</b> | <b>64</b> | <b>63</b> | <b>61</b> |
| <b>Memo:</b>          |            |           |           |           |           |           |           |           |           |           |
| World                 | 87         | 73        | 65        | 63        | 61        | 59        | 57        | 55        | 53        | 51        |
| Developed Countries   | 12         | 8         | 7         | 7         | 7         | 7         | 6         | 6         | 6         | 6         |
| Developing Countries  | 110        | 88        | 77        | 75        | 73        | 71        | 68        | 66        | 64        | 62        |
| LDCs                  | 171        | 137       | 122       | 118       | 115       | 111       | 107       | 104       | 102       | 98        |

\* See technical notes for country composition of the groupings.

**Part I**  
**Demographic and Human Development Indicators**

**Table 1.5: Infant Mortality Rate (per 1,000 live births)**

| Country               | 1990      | 2000      | 2004      | 2005      | 2006      | 2007      | 2008      | 2009      | 2010      | 2011      |
|-----------------------|-----------|-----------|-----------|-----------|-----------|-----------|-----------|-----------|-----------|-----------|
| Afghanistan           | 129       | 95        | 86        | 84        | 82        | 81        | 78        | 76        | 75        | 73        |
| Albania               | 36        | 23        | 19        | 18        | 17        | 16        | 15        | 14        | 13        | 13        |
| Algeria               | 54        | 39        | 33        | 32        | 31        | 30        | 29        | 28        | 27        | 26        |
| Azerbaijan            | 75        | 57        | 50        | 48        | 46        | 45        | 43        | 42        | 40        | 39        |
| Bahrain               | 18        | 11        | 10        | 10        | 9         | 9         | 9         | 9         | 9         | 9         |
| Bangladesh            | 97        | 62        | 51        | 49        | 47        | 45        | 43        | 41        | 39        | 37        |
| Benin                 | 107       | 87        | 79        | 78        | 76        | 74        | 73        | 71        | 70        | 68        |
| Brunei                | 9         | 7         | 7         | 7         | 6         | 6         | 6         | 6         | 6         | 6         |
| Burkina Faso          | 105       | 95        | 90        | 88        | 87        | 86        | 85        | 84        | 82        | 82        |
| Cameroon              | 90        | 86        | 84        | 84        | 83        | 83        | 82        | 81        | 80        | 79        |
| Chad                  | 113       | 105       | 102       | 101       | 101       | 100       | 99        | 99        | 98        | 97        |
| Comoros               | 86        | 72        | 67        | 66        | 64        | 64        | 62        | 61        | 60        | 59        |
| Côte d'Ivoire         | 104       | 95        | 90        | 89        | 87        | 86        | 85        | 83        | 82        | 81        |
| Djibouti              | 94        | 83        | 79        | 78        | 77        | 76        | 75        | 74        | 73        | 72        |
| Egypt                 | 63        | 36        | 28        | 26        | 25        | 23        | 22        | 20        | 19        | 18        |
| Gabon                 | 69        | 60        | 57        | 56        | 55        | 54        | 53        | 52        | 50        | 49        |
| Gambia                | 78        | 67        | 63        | 63        | 62        | 61        | 60        | 59        | 58        | 58        |
| Guinea                | 135       | 105       | 95        | 92        | 90        | 88        | 85        | 83        | 81        | 79        |
| Guinea-Bissau         | 125       | 111       | 106       | 105       | 104       | 103       | 101       | 100       | 99        | 98        |
| Indonesia             | 54        | 38        | 33        | 31        | 30        | 29        | 28        | 27        | 26        | 25        |
| Iran                  | 47        | 35        | 29        | 28        | 26        | 25        | 24        | 23        | 22        | 21        |
| Iraq                  | 37        | 34        | 33        | 33        | 33        | 32        | 32        | 32        | 31        | 31        |
| Jordan                | 31        | 24        | 22        | 21        | 21        | 20        | 19        | 19        | 18        | 18        |
| Kazakhstan            | 48        | 37        | 32        | 31        | 30        | 29        | 28        | 27        | 26        | 25        |
| Kuwait                | 14        | 11        | 10        | 10        | 10        | 10        | 10        | 10        | 9         | 9         |
| Kyrgyz Republic       | 58        | 41        | 35        | 34        | 33        | 31        | 30        | 29        | 28        | 27        |
| Lebanon               | 27        | 16        | 13        | 12        | 11        | 10        | 10        | 9         | 9         | 8         |
| Libya                 | 33        | 22        | 18        | 17        | 16        | 16        | 15        | 14        | 14        | 13        |
| Malaysia              | 15        | 9         | 8         | 7         | 7         | 7         | 6         | 6         | 6         | 6         |
| Maldives              | 76        | 41        | 24        | 21        | 18        | 16        | 14        | 12        | 11        | 9         |
| Mali                  | 132       | 114       | 108       | 106       | 105       | 104       | 102       | 101       | 100       | 98        |
| Mauritania            | 81        | 78        | 77        | 77        | 77        | 77        | 76        | 76        | 76        | 76        |
| Morocco               | 64        | 44        | 38        | 36        | 35        | 33        | 32        | 31        | 29        | 28        |
| Mozambique            | 151       | 116       | 98        | 94        | 90        | 85        | 82        | 78        | 76        | 72        |
| Niger                 | 133       | 97        | 84        | 81        | 78        | 76        | 73        | 71        | 69        | 66        |
| Nigeria               | 127       | 113       | 99        | 96        | 92        | 89        | 86        | 83        | 81        | 78        |
| Oman                  | 36        | 18        | 13        | 12        | 11        | 10        | 9         | 9         | 8         | 7         |
| Pakistan              | 95        | 76        | 70        | 68        | 66        | 65        | 64        | 62        | 60        | 59        |
| Palestine             | 36        | 26        | 24        | 23        | 23        | 22        | 21        | 21        | 20        | 20        |
| Qatar                 | 17        | 11        | 9         | 8         | 8         | 8         | 7         | 7         | 7         | 6         |
| Saudi Arabia          | 34        | 18        | 13        | 12        | 11        | 11        | 10        | 9         | 9         | 8         |
| Senegal               | 69        | 67        | 59        | 57        | 55        | 53        | 51        | 49        | 48        | 47        |
| Sierra-Leone          | 158       | 146       | 136       | 133       | 131       | 128       | 126       | 123       | 121       | 119       |
| Somalia               | 108       | 108       | 108       | 108       | 108       | 108       | 108       | 108       | 108       | 108       |
| Sudan                 | 77        | 67        | 63        | 62        | 61        | 60        | 59        | 58        | 58        | 57        |
| Suriname              | 44        | 35        | 31        | 30        | 30        | 29        | 28        | 27        | 26        | 26        |
| Syria                 | 30        | 19        | 17        | 16        | 16        | 15        | 15        | 14        | 14        | 13        |
| Tajikistan            | 89        | 76        | 66        | 64        | 62        | 60        | 58        | 56        | 55        | 53        |
| Togo                  | 85        | 79        | 77        | 76        | 75        | 75        | 75        | 74        | 73        | 73        |
| Tunisia               | 40        | 25        | 20        | 19        | 18        | 17        | 16        | 16        | 15        | 14        |
| Turkey                | 60        | 28        | 21        | 19        | 17        | 16        | 15        | 14        | 13        | 12        |
| Turkmenistan          | 75        | 59        | 53        | 52        | 50        | 49        | 48        | 47        | 46        | 45        |
| U.A.E.                | 19        | 11        | 8         | 8         | 7         | 7         | 7         | 6         | 6         | 6         |
| Uganda                | 106       | 86        | 75        | 72        | 70        | 67        | 65        | 63        | 60        | 58        |
| Uzbekistan            | 62        | 51        | 47        | 47        | 46        | 45        | 44        | 43        | 42        | 42        |
| Yemen                 | 89        | 71        | 66        | 65        | 63        | 62        | 61        | 59        | 58        | 57        |
| <b>IDB-56</b>         | <b>78</b> | <b>60</b> | <b>53</b> | <b>51</b> | <b>50</b> | <b>48</b> | <b>47</b> | <b>46</b> | <b>44</b> | <b>43</b> |
| <b>Of which:</b>      |           |           |           |           |           |           |           |           |           |           |
| SSA-22*               | 115       | 100       | 90        | 88        | 86        | 83        | 81        | 79        | 77        | 75        |
| MENA-19*              | 52        | 34        | 28        | 27        | 25        | 24        | 23        | 22        | 21        | 20        |
| ASIA-8*               | 76        | 55        | 49        | 47        | 46        | 44        | 43        | 41        | 40        | 39        |
| CIT-7*                | 61        | 49        | 44        | 43        | 42        | 41        | 39        | 38        | 37        | 37        |
| LDMC-25*              | 103       | 79        | 70        | 68        | 66        | 65        | 63        | 61        | 60        | 58        |
| NON-LDMC-31*          | 69        | 53        | 47        | 45        | 44        | 42        | 41        | 40        | 38        | 37        |
| Oil-Exporters-22*     | 73        | 60        | 53        | 52        | 50        | 49        | 47        | 46        | 45        | 43        |
| Non-Oil-Exporters-34* | 81        | 60        | 53        | 51        | 50        | 48        | 47        | 46        | 44        | 43        |
| <b>OIC-57</b>         | <b>78</b> | <b>60</b> | <b>53</b> | <b>51</b> | <b>50</b> | <b>48</b> | <b>47</b> | <b>46</b> | <b>44</b> | <b>43</b> |
| <b>Memo:</b>          |           |           |           |           |           |           |           |           |           |           |
| World                 | 61        | 51        | 46        | 44        | 43        | 42        | 40        | 39        | 38        | 37        |
| Developed Countries   | 10        | 7         | 6         | 6         | 6         | 6         | 5         | 5         | 5         | 5         |
| Developing Countries  | 76        | 62        | 55        | 54        | 52        | 51        | 50        | 48        | 47        | 46        |
| LDCs                  | 106       | 86        | 78        | 76        | 74        | 72        | 70        | 68        | 66        | 64        |

\* See technical notes for country composition of the groupings.

**Table 1.6: Maternal Mortality Ratio**

| Country               | Maternal mortality ratio<br>(modeled estimate, per 100,000 live births) |            |            |            | Lifetime risk of maternal death<br>(1 in: rate varies by country) |            |            |            |
|-----------------------|---|------------|------------|------------|---|------------|------------|------------|
|                       | 1990  | 2000       | 2005       | 2010       | 1990  | 2000       | 2005       | 2010       |
| Afghanistan           | 1,300   | 1,000      | 710        | 460        | 9   | 12         | 19         | 32         |
| Albania               | 48  | 39         | 31         | 27         | 630   | 1,100      | 1,800      | 2,200      |
| Algeria               | 220   | 140        | 110        | 97         | 96  | 270        | 350        | 430        |
| Azerbaijan            | 56  | 65         | 52         | 43         | 500   | 710        | 930        | 1,000      |
| Bahrain               | 23  | 22         | 21         | 20         | 990   | 1,500      | 1,500      | 1,800      |
| Bangladesh            | 800   | 400        | 330        | 240        | 25  | 69         | 100        | 170        |
| Benin                 | 770   | 530        | 430        | 350        | 20  | 31         | 40         | 53         |
| Brunei                | 29  | 24         | 25         | 24         | 870   | 1,600      | 1,700      | 1,900      |
| Burkina Faso          | 700   | 450        | 370        | 300        | 22  | 35         | 44         | 55         |
| Cameroon              | 670   | 730        | 720        | 690        | 24  | 27         | 29         | 31         |
| Chad                  | 920   | 1,100      | 1,100      | 1,100      | 16  | 13         | 14         | 15         |
| Comoros               | 440   | 340        | 310        | 280        | 40  | 55         | 59         | 67         |
| Côte d'Ivoire         | 710   | 590        | 510        | 400        | 22  | 34         | 40         | 53         |
| Djibouti              | 290   | 290        | 220        | 200        | 60  | 80         | 120        | 140        |
| Egypt                 | 230   | 100        | 78         | 66         | 95  | 280        | 390        | 490        |
| Gabon                 | 270   | 270        | 260        | 230        | 65  | 86         | 100        | 130        |
| Gambia                | 700   | 520        | 430        | 360        | 22  | 32         | 43         | 56         |
| Guinea                | 1,200   | 970        | 800        | 610        | 12  | 17         | 22         | 30         |
| Guinea-Bissau         | 1,100   | 970        | 890        | 790        | 14  | 18         | 21         | 25         |
| Indonesia             | 600   | 340        | 270        | 220        | 49  | 110        | 150        | 210        |
| Iran                  | 120   | 48         | 30         | 21         | 170   | 850        | 1,600      | 2,400      |
| Iraq                  | 89  | 78         | 74         | 63         | 190   | 240        | 250        | 310        |
| Jordan                | 110   | 79         | 72         | 63         | 150   | 290        | 370        | 470        |
| Kazakhstan            | 92  | 70         | 50         | 51         | 360   | 720        | 870        | 770        |
| Kuwait                | 11  | 9          | 8          | 14         | 3,400   | 3,800      | 4,900      | 2,900      |
| Kyrgyz Republic       | 73  | 82         | 77         | 71         | 300   | 420        | 470        | 480        |
| Lebanon               | 52  | 38         | 31         | 25         | 550   | 1,000      | 1,600      | 2,100      |
| Libya                 | 99  | 67         | 61         | 58         | 240   | 500        | 550        | 620        |
| Malaysia              | 53  | 39         | 34         | 29         | 490   | 820        | 1,000      | 1,300      |
| Maldives              | 830   | 190        | 94         | 60         | 19  | 170        | 480        | 870        |
| Mali                  | 1,100   | 740        | 620        | 540        | 13  | 19         | 23         | 28         |
| Mauritania            | 760   | 630        | 560        | 510        | 23  | 31         | 37         | 44         |
| Morocco               | 300   | 170        | 130        | 100        | 81  | 210        | 300        | 400        |
| Mozambique            | 910   | 710        | 630        | 490        | 18  | 26         | 31         | 43         |
| Niger                 | 1,200   | 870        | 720        | 590        | 11  | 15         | 18         | 23         |
| Nigeria               | 1,100   | 970        | 820        | 630        | 15  | 18         | 22         | 29         |
| Oman                  | 110   | 51         | 39         | 32         | 120   | 520        | 900        | 1,200      |
| Pakistan              | 490   | 380        | 310        | 260        | 33  | 58         | 84         | 110        |
| Palestine             | ..  | ..         | ..         | ..         | ..  | ..         | ..         | ..         |
| Qatar                 | 15  | 11         | 9          | 7          | 1,400   | 2,800      | 3,500      | 5,400      |
| Saudi Arabia          | 44  | 27         | 25         | 24         | 370   | 890        | 1,200      | 1,400      |
| Senegal               | 670   | 500        | 430        | 370        | 23  | 35         | 43         | 54         |
| Sierra-Leone          | 1,300   | 1,300      | 1,000      | 890        | 15  | 14         | 19         | 23         |
| Somalia               | 890   | 1,000      | 1,000      | 1,000      | 18  | 16         | 16         | 16         |
| Sudan                 | 1,000   | 870        | 800        | 730        | 17  | 22         | 26         | 31         |
| Suriname              | 84  | 130        | 110        | 130        | 380   | 270        | 340        | 320        |
| Syria                 | 240   | 120        | 89         | 70         | 77  | 220        | 330        | 460        |
| Tajikistan            | 94  | 120        | 79         | 65         | 180   | 190        | 330        | 430        |
| Togo                  | 620   | 440        | 370        | 300        | 26  | 45         | 59         | 80         |
| Tunisia               | 130   | 84         | 68         | 56         | 200   | 540        | 710        | 860        |
| Turkey                | 67  | 39         | 28         | 20         | 420   | 970        | 1,500      | 2,200      |
| Turkmenistan          | 82  | 91         | 76         | 67         | 250   | 370        | 480        | 590        |
| U.A.E.                | 24  | 14         | 13         | 12         | 840   | 2,300      | 2,900      | 4,000      |
| Uganda                | 600   | 530        | 420        | 310        | 24  | 29         | 35         | 49         |
| Uzbekistan            | 59  | 33         | 32         | 28         | 340   | 1,000      | 1,200      | 1,400      |
| Yemen                 | 610   | 380        | 270        | 200        | 19  | 41         | 63         | 90         |
| <b>IDB-56</b>         | <b>539</b>  | <b>391</b> | <b>329</b> | <b>268</b> | <b>113</b>  | <b>254</b> | <b>366</b> | <b>495</b> |
| <b>Of which:</b>      |   |            |            |            |   |            |            |            |
| SSA-22*               | 950   | 816        | 706        | 579        | 18  | 23         | 28         | 36         |
| MENA-19*              | 171   | 94         | 72         | 58         | 224   | 573        | 882        | 1,227      |
| ASIA-8*               | 627   | 383        | 307        | 240        | 56  | 113        | 153        | 214        |
| CIT-7*                | 72  | 61         | 49         | 44         | 358   | 745        | 937        | 1,036      |
| LDMC-25*              | 840   | 589        | 496        | 401        | 28  | 50         | 68         | 99         |
| NON-LDMC-31*          | 436   | 319        | 267        | 217        | 142   | 329        | 479        | 647        |
| Oil-Exporters-22*     | 460   | 392        | 341        | 282        | 159   | 375        | 536        | 703        |
| Non-Oil-Exporters-34* | 592   | 391        | 321        | 258        | 82  | 172        | 249        | 348        |
| <b>OIC-57</b>         | <b>539</b>  | <b>391</b> | <b>329</b> | <b>268</b> | <b>113</b>  | <b>254</b> | <b>366</b> | <b>495</b> |
| <b>Memo:</b>          |   |            |            |            |   |            |            |            |
| World                 | 400   | 320        | 260        | 210        | 71  | 110        | 140        | 180        |
| Developed Countries   | 16  | 13         | 13         | 14         | 3,300   | 4,700      | 4,600      | 4,200      |
| Developing Countries  | 560   | 410        | 330        | 260        | 40  | 68         | 92         | 120        |
| LDCs                  | 870   | 660        | 550        | 430        | 19  | 29         | 38         | 52         |

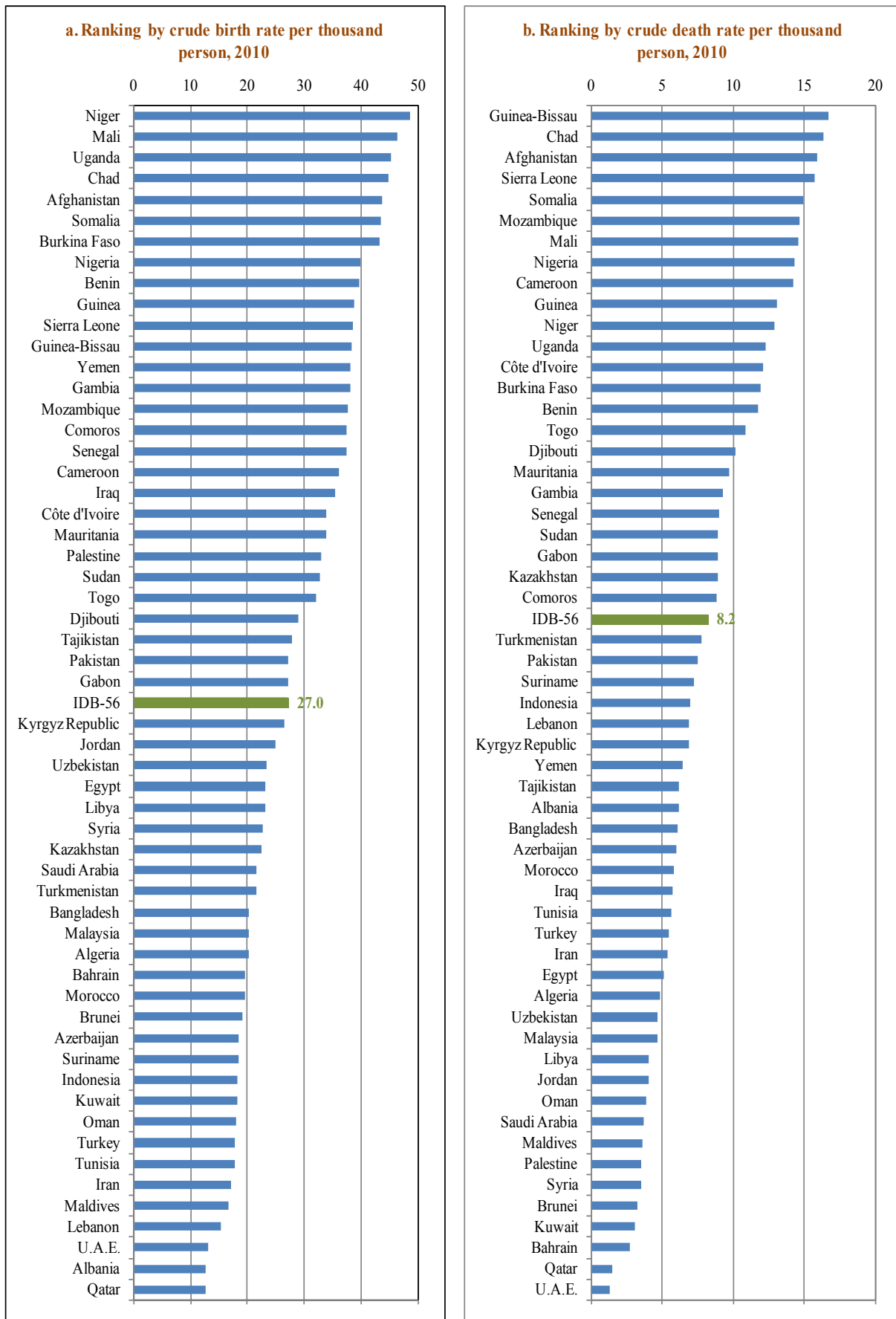
\* See technical notes for country composition of the groupings.

**Table 1.7: Health Expenditures**

| Country               | Total health expenditure as % of GDP |            |            | Public expenditure on health as % of total health expenditure |             |             | Private expenditure on health as % of total health expenditure |             |             | Per capita total expenditure on health (current US\$) |             |              |
|-----------------------|--------------------------------------|------------|------------|---|-------------|-------------|--|-------------|-------------|---|-------------|--------------|
|                       | 2000                                 | 2005       | 2010       | 2000  | 2005        | 2010        | 2000   | 2005        | 2010        | 2000  | 2005        | 2010         |
| Afghanistan           | 8.3                                  | 8.8        | 7.6        | 27.6  | 24.2        | 11.7        | 72.4   | 75.8        | 88.3        | 11.0  | 32.5        | 37.7         |
| Albania               | 6.4                                  | 6.8        | 6.5        | 36.1  | 40.2        | 39.0        | 63.9   | 59.8        | 61.0        | 75.3  | 179.4       | 240.8        |
| Algeria               | 3.5                                  | 3.5        | 4.2        | 73.3  | 75.8        | 77.9        | 26.7   | 24.2        | 22.1        | 62.7  | 111.2       | 178.2        |
| Azerbaijan            | 4.7                                  | 7.8        | 5.9        | 18.5  | 11.3        | 20.3        | 81.5   | 88.7        | 79.7        | 30.4  | 122.2       | 331.5        |
| Bahrain               | 3.9                                  | 3.7        | 5.0        | 67.5  | 69.0        | 73.3        | 32.5   | 31.0        | 26.7        | 487.7   | 685.6       | 864.1        |
| Bangladesh            | 2.8                                  | 3.2        | 3.5        | 39.0  | 34.9        | 33.6        | 61.0   | 65.1        | 66.4        | 9.1   | 12.1        | 23.3         |
| Benin                 | 4.3                                  | 4.7        | 4.1        | 43.8  | 49.7        | 49.5        | 56.2   | 50.3        | 50.5        | 15.3  | 26.2        | 31.1         |
| Brunei                | 3.0                                  | 2.5        | 2.8        | 86.5  | 83.2        | 84.9        | 13.5   | 16.8        | 15.1        | 540.7   | 640.1       | 881.6        |
| Burkina Faso          | 5.1                                  | 6.7        | 6.7        | 39.6  | 59.5        | 51.0        | 60.4   | 40.5        | 49.0        | 11.5  | 27.3        | 39.8         |
| Cameroon              | 4.6                                  | 4.9        | 5.1        | 22.0  | 25.2        | 29.6        | 78.0   | 74.8        | 70.4        | 26.7  | 45.4        | 61.3         |
| Chad                  | 6.3                                  | 4.8        | 4.5        | 42.5  | 41.7        | 25.0        | 57.5   | 58.3        | 75.0        | 10.3  | 25.3        | 30.6         |
| Comoros               | 2.8                                  | 3.0        | 4.5        | 54.1  | 53.4        | 67.2        | 45.9   | 46.6        | 32.8        | 10.3  | 18.7        | 33.2         |
| Côte d'Ivoire         | 5.0                                  | 4.3        | 5.3        | 26.3  | 19.8        | 21.6        | 73.7   | 80.2        | 78.4        | 30.5  | 36.5        | 59.7         |
| Djibouti              | 5.8                                  | 6.8        | 7.2        | 67.8  | 72.5        | 65.3        | 32.2   | 27.5        | 34.7        | 43.9  | 59.9        | 91.7         |
| Egypt                 | 5.4                                  | 5.2        | 4.7        | 40.5  | 40.6        | 37.4        | 59.5   | 59.4        | 62.6        | 75.8  | 63.4        | 123.2        |
| Gabon                 | 2.5                                  | 2.6        | 3.5        | 42.0  | 42.3        | 52.9        | 58.0   | 57.7        | 47.1        | 102.5   | 164.4       | 302.1        |
| Gambia                | 5.8                                  | 6.1        | 5.7        | 33.6  | 57.0        | 50.8        | 66.4   | 43.0        | 49.2        | 18.7  | 18.5        | 26.1         |
| Guinea                | 5.3                                  | 5.1        | 4.9        | 12.4  | 13.5        | 11.3        | 87.6   | 86.5        | 88.7        | 19.5  | 16.3        | 23.0         |
| Guinea-Bissau         | 5.8                                  | 5.8        | 8.5        | 17.1  | 29.2        | 10.0        | 82.9   | 70.8        | 90.0        | 9.6   | 11.9        | 46.9         |
| Indonesia             | 2.0                                  | 2.1        | 2.6        | 36.6  | 48.5        | 49.1        | 63.4   | 51.5        | 50.9        | 15.8  | 26.8        | 76.9         |
| Iran                  | 4.6                                  | 5.7        | 5.6        | 41.6  | 44.2        | 40.1        | 58.4   | 55.8        | 59.9        | 225.6   | 153.8       | 316.9        |
| Iraq                  | 1.3                                  | 4.4        | 8.4        | 30.1  | 73.4        | 81.2        | 69.9   | 26.6        | 18.8        | 15.9  | 56.8        | 246.8        |
| Jordan                | 9.7                                  | 8.9        | 8.0        | 48.3  | 53.3        | 67.7        | 51.7   | 46.7        | 32.3        | 169.3   | 202.1       | 357.4        |
| Kazakhstan            | 4.2                                  | 4.1        | 4.3        | 51.0  | 62.0        | 59.4        | 49.0   | 38.0        | 40.6        | 50.9  | 153.0       | 393.1        |
| Kuwait                | 2.6                                  | 2.4        | 2.6        | 73.8  | 77.9        | 80.4        | 26.2   | 22.1        | 19.6        | 437.5   | 729.1       | 1,223.3      |
| Kyrgyz Republic       | 4.7                                  | 5.8        | 6.2        | 44.3  | 40.9        | 56.2        | 55.7   | 59.1        | 43.8        | 12.9  | 27.4        | 53.5         |
| Lebanon               | 10.7                                 | 8.4        | 7.0        | 30.4  | 43.8        | 39.2        | 69.6   | 56.2        | 60.8        | 487.9   | 449.6       | 651.0        |
| Libya                 | 3.3                                  | 2.5        | 3.9        | 57.2  | 61.8        | 68.8        | 42.8   | 38.2        | 31.2        | 211.7   | 217.3       | 483.7        |
| Malaysia              | 3.2                                  | 4.1        | 4.4        | 52.4  | 44.8        | 55.5        | 47.6   | 55.2        | 44.5        | 128.1   | 222.1       | 367.9        |
| Maldives              | 8.7                                  | 9.9        | 6.3        | 46.8  | 61.7        | 60.5        | 53.2   | 38.3        | 39.5        | 199.6   | 255.0       | 382.5        |
| Mali                  | 6.3                                  | 6.1        | 5.0        | 32.9  | 46.8        | 46.6        | 67.1   | 53.2        | 53.4        | 15.9  | 28.1        | 31.7         |
| Mauritania            | 3.9                                  | 3.1        | 4.4        | 78.9  | 72.1        | 53.1        | 21.1   | 27.9        | 46.9        | 16.0  | 18.1        | 42.7         |
| Morocco               | 4.2                                  | 5.1        | 5.2        | 29.4  | 28.7        | 38.0        | 70.6   | 71.3        | 62.0        | 53.7  | 99.0        | 148.0        |
| Mozambique            | 5.9                                  | 5.4        | 5.2        | 71.9  | 72.5        | 71.7        | 28.1   | 27.5        | 28.3        | 13.9  | 17.2        | 21.3         |
| Niger                 | 3.5                                  | 6.0        | 5.2        | 51.4  | 51.0        | 50.9        | 48.6   | 49.0        | 49.1        | 5.5   | 15.3        | 18.3         |
| Nigeria               | 4.6                                  | 6.6        | 5.1        | 33.5  | 29.2        | 37.9        | 66.5   | 70.8        | 62.1        | 17.0  | 52.6        | 62.8         |
| Oman                  | 3.1                                  | 2.6        | 2.8        | 81.8  | 82.4        | 80.1        | 18.2   | 17.6        | 19.9        | 248.8   | 307.1       | 574.3        |
| Pakistan              | 3.0                                  | 2.8        | 2.2        | 21.2  | 25.1        | 38.5        | 78.8   | 74.9        | 61.5        | 14.6  | 18.3        | 21.8         |
| Palestine             | ..                                   | ..         | ..         | ..  | ..          | ..          | ..   | ..          | ..          | ..  | ..          | ..           |
| Qatar                 | 2.3                                  | 3.3        | 1.8        | 68.8  | 81.2        | 77.5        | 31.2   | 18.8        | 22.5        | 659.0   | 1,570.1     | 1,488.8      |
| Saudi Arabia          | 4.3                                  | 3.5        | 4.3        | 71.6  | 72.8        | 62.9        | 28.4   | 27.2        | 37.1        | 385.7   | 473.8       | 679.7        |
| Senegal               | 4.3                                  | 5.4        | 5.7        | 36.8  | 55.3        | 55.5        | 63.2   | 44.7        | 44.5        | 20.5  | 41.6        | 58.5         |
| Sierra-Leone          | 14.6                                 | 14.8       | 13.1       | 7.3   | 14.5        | 11.3        | 92.7   | 85.5        | 88.7        | 22.0  | 35.9        | 42.5         |
| Somalia               | ..                                   | ..         | ..         | ..  | ..          | ..          | ..   | ..          | ..          | ..  | ..          | ..           |
| Sudan                 | 3.4                                  | 4.0        | 6.3        | 27.3  | 34.4        | 29.8        | 72.7   | 65.6        | 70.2        | 11.9  | 28.2        | 83.9         |
| Suriname              | 8.0                                  | 6.8        | 7.0        | 48.8  | 51.2        | 47.8        | 51.2   | 48.8        | 52.2        | 151.7   | 243.2       | 492.4        |
| Syria                 | 4.9                                  | 4.1        | 3.4        | 40.4  | 50.5        | 46.0        | 59.6   | 49.5        | 54.0        | 57.3  | 60.6        | 96.6         |
| Tajikistan            | 4.6                                  | 4.8        | 6.0        | 20.4  | 23.6        | 26.7        | 79.6   | 76.4        | 73.3        | 6.5   | 17.1        | 49.1         |
| Togo                  | 4.6                                  | 5.8        | 7.7        | 29.9  | 23.4        | 44.2        | 70.1   | 76.6        | 55.8        | 15.7  | 28.2        | 40.6         |
| Tunisia               | 6.0                                  | 6.2        | 6.2        | 54.9  | 51.5        | 54.3        | 45.1   | 48.5        | 45.7        | 122.5   | 181.7       | 237.8        |
| Turkey                | 4.9                                  | 5.4        | 6.7        | 62.9  | 67.8        | 75.2        | 37.1   | 32.2        | 24.8        | 204.5   | 382.2       | 678.1        |
| Turkmenistan          | 4.0                                  | 3.2        | 2.5        | 79.6  | 63.3        | 59.4        | 20.4   | 36.7        | 40.6        | 45.1  | 113.3       | 106.1        |
| U.A.E.                | 3.2                                  | 2.7        | 3.7        | 76.6  | 66.9        | 74.4        | 23.4   | 33.1        | 25.6        | 699.0   | 896.1       | 1,449.9      |
| Uganda                | 6.6                                  | 7.8        | 9.0        | 26.8  | 24.4        | 21.7        | 73.2   | 75.6        | 78.3        | 15.5  | 27.3        | 46.7         |
| Uzbekistan            | 5.7                                  | 4.8        | 5.8        | 44.1  | 47.9        | 47.5        | 55.9   | 52.1        | 52.5        | 31.7  | 25.8        | 82.4         |
| Yemen                 | 4.5                                  | 4.9        | 5.2        | 53.8  | 33.9        | 24.2        | 46.2   | 66.1        | 75.8        | 24.6  | 41.5        | 63.2         |
| <b>IDB-56</b>         | <b>4.0</b>                           | <b>4.2</b> | <b>4.6</b> | <b>50.4</b>   | <b>54.9</b> | <b>57.0</b> | <b>49.8</b>  | <b>45.3</b> | <b>43.0</b> | <b>56.9</b>   | <b>80.8</b> | <b>147.3</b> |
| <b>Of which:</b>      |                                      |            |            |   |             |             |  |             |             |   |             |              |
| SSA-22*               | 4.7                                  | 5.7        | 5.5        | 33.8  | 37.8        | 34.0        | 66.2   | 62.2        | 66.0        | 17.1  | 38.4        | 53.9         |
| MENA-19*              | 4.4                                  | 4.4        | 5.0        | 57.4  | 61.9        | 65.3        | 43.0   | 38.4        | 34.7        | 150.2   | 191.4       | 347.9        |
| ASIA-8*               | 2.6                                  | 2.9        | 3.1        | 37.0  | 41.3        | 46.2        | 63.0   | 58.7        | 53.8        | 19.1  | 30.7        | 60.9         |
| CIT-7*                | 4.9                                  | 4.8        | 4.8        | 43.9  | 50.5        | 48.6        | 56.1   | 49.5        | 51.4        | 35.0  | 77.6        | 184.0        |
| LDMC-25*              | 4.0                                  | 4.7        | 5.3        | 39.3  | 38.5        | 32.1        | 62.8   | 62.8        | 67.9        | 12.5  | 22.1        | 37.5         |
| NON-LDMC-31*          | 4.0                                  | 4.2        | 4.5        | 51.4  | 56.4        | 59.4        | 48.6   | 43.6        | 40.6        | 72.8  | 102.5       | 188.4        |
| Oil-Exporters-22*     | 4.0                                  | 4.1        | 4.5        | 54.1  | 56.8        | 56.8        | 45.9   | 43.2        | 43.2        | 85.0  | 107.8       | 199.3        |
| Non-Oil-Exporters-34* | 4.1                                  | 4.3        | 4.6        | 47.2  | 53.2        | 57.2        | 53.2   | 47.0        | 42.8        | 37.7  | 62.0        | 110.0        |
| <b>OIC-57</b>         | <b>4.0</b>                           | <b>4.2</b> | <b>4.6</b> | <b>50.4</b>   | <b>54.9</b> | <b>57.0</b> | <b>49.8</b>  | <b>45.3</b> | <b>43.0</b> | <b>56.9</b>   | <b>80.8</b> | <b>147.3</b> |
| <b>Memo:</b>          |                                      |            |            |   |             |             |  |             |             |   |             |              |
| World                 | 9.2                                  | 9.7        | 10.4       | 57.8  | 58.6        | 62.8        | 42.2   | 41.4        | 37.2        | 484.1   | 682.0       | 950.4        |
| Developed Countries   | 10.1                                 | 10.9       | 12.5       | 59.3  | 60.3        | 65.1        | 40.7   | 39.7        | 34.9        | 2,562.3   | 3,660.3     | 4,876.8      |
| Developing Countries  | 4.2                                  | 4.3        | 4.3        | 34.5  | 34.1        | 39.5        | 65.5   | 65.9        | 60.5        | 24.8  | 38.3        | 70.9         |
| LDCs                  | 4.1                                  | 4.5        | 5.1        | 37.6  | 41.4        | 42.8        | 62.4   | 58.6        | 57.2        | 11.2  | 18.0        | 34.4         |

\* See technical notes for country composition of the groupings.

**Figure 1.2: Vital Statistics**





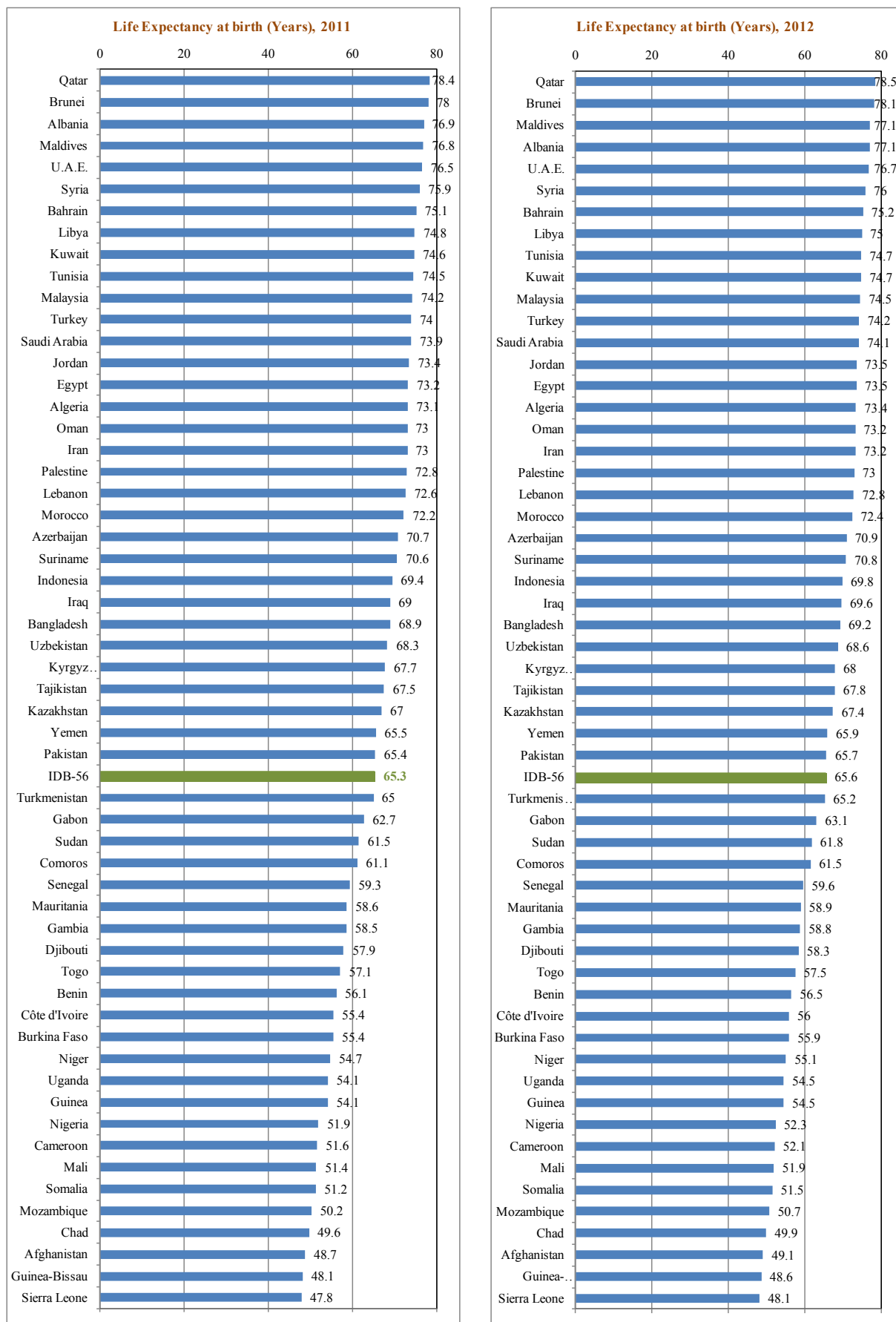
## Part I Demographic and Human Development Indicators

**Table 1.8: Vital Statistics**

| Country               | Population Density<br>(person/square km) |             | Crude Birth Rate<br>(per 1,000 persons) |             | Crude Death Rate<br>(per 1,000 persons) |            | Total Fertility Rate<br>(birth per woman) |            |
|-----------------------|--|-------------|---|-------------|---|------------|---|------------|
|                       | 1990                                     | 2012        | 1990                                    | 2010        | 1990                                    | 2010       | 1990                                      | 2010       |
| Afghanistan           | 29.2                                     | 49.1        | 52.4                                    | 43.6        | 22.1                                    | 15.9       | 8.0                                       | 6.3        |
| Albania               | 120.1                                    | 118.4       | 24.6                                    | 12.8        | 5.9                                     | 6.1        | 3.2                                       | 1.5        |
| Algeria               | 10.6                                     | 15.3        | 31.8                                    | 20.2        | 6.4                                     | 4.9        | 4.7                                       | 2.3        |
| Azerbaijan            | 86.0                                     | 111.3       | 25.9                                    | 18.5        | 6.1                                     | 6.0        | 2.7                                       | 2.3        |
| Bahrain               | 714.3                                    | 1,514.5     | 29.0                                    | 19.5        | 3.4                                     | 2.7        | 3.7                                       | 2.5        |
| Bangladesh            | 808.6                                    | 1,152.6     | 35.7                                    | 20.3        | 10.3                                    | 6.1        | 4.5                                       | 2.2        |
| Benin                 | 43.1                                     | 84.5        | 46.7                                    | 39.6        | 17.4                                    | 11.8       | 6.7                                       | 5.3        |
| Brunei                | 47.8                                     | 82.4        | 29.2                                    | 19.2        | 3.7                                     | 3.3        | 3.5                                       | 2.0        |
| Burkina Faso          | 34.1                                     | 63.4        | 47.3                                    | 43.2        | 16.8                                    | 11.9       | 6.8                                       | 5.9        |
| Cameroon              | 25.8                                     | 45.4        | 42.1                                    | 36.2        | 13.9                                    | 14.3       | 5.9                                       | 4.5        |
| Chad                  | 4.8                                      | 8.5         | 47.4                                    | 44.7        | 16.6                                    | 16.4       | 6.7                                       | 6.0        |
| Comoros               | 235.4                                    | 373.1       | 37.3                                    | 37.5        | 11.4                                    | 8.8        | 5.6                                       | 4.9        |
| Côte d'Ivoire         | 39.4                                     | 73.5        | 41.3                                    | 34.0        | 13.4                                    | 12.1       | 6.3                                       | 4.4        |
| Djibouti              | 24.3                                     | 37.4        | 41.9                                    | 28.9        | 14.0                                    | 10.2       | 6.2                                       | 3.8        |
| Egypt                 | 57.1                                     | 82.4        | 32.0                                    | 23.2        | 8.7                                     | 5.1        | 4.4                                       | 2.7        |
| Gabon                 | 3.6                                      | 6.0         | 38.3                                    | 27.1        | 10.8                                    | 8.9        | 5.2                                       | 3.3        |
| Gambia                | 96.6                                     | 184.8       | 47.3                                    | 38.1        | 13.3                                    | 9.2        | 6.1                                       | 4.9        |
| Guinea                | 23.4                                     | 44.2        | 46.5                                    | 38.8        | 20.9                                    | 13.1       | 6.7                                       | 5.2        |
| Guinea-Bissau         | 36.2                                     | 61.2        | 45.5                                    | 38.3        | 21.6                                    | 16.7       | 6.6                                       | 5.1        |
| Indonesia             | 101.8                                    | 134.9       | 25.9                                    | 18.2        | 8.4                                     | 7.0        | 3.1                                       | 2.1        |
| Iran                  | 33.7                                     | 46.7        | 33.7                                    | 17.1        | 8.2                                     | 5.4        | 4.8                                       | 1.7        |
| Iraq                  | 41.6                                     | 77.4        | 38.5                                    | 35.4        | 6.5                                     | 5.8        | 6.0                                       | 4.7        |
| Jordan                | 35.9                                     | 72.1        | 35.7                                    | 25.0        | 5.3                                     | 4.0        | 5.8                                       | 3.8        |
| Kazakhstan            | 6.1                                      | 6.2         | 21.7                                    | 22.4        | 7.7                                     | 8.9        | 2.7                                       | 2.6        |
| Kuwait                | 117.2                                    | 212.4       | 21.0                                    | 18.2        | 2.7                                     | 3.1        | 2.6                                       | 2.3        |
| Kyrgyz Republic       | 22.9                                     | 29.1        | 29.3                                    | 26.6        | 7.0                                     | 6.9        | 3.7                                       | 2.9        |
| Lebanon               | 288.2                                    | 392.0       | 25.7                                    | 15.4        | 7.1                                     | 6.9        | 3.1                                       | 1.8        |
| Libya                 | 2.5                                      | 3.8         | 26.3                                    | 23.1        | 4.5                                     | 4.0        | 4.8                                       | 2.6        |
| Malaysia              | 55.4                                     | 88.4        | 28.2                                    | 20.3        | 5.1                                     | 4.7        | 3.5                                       | 2.6        |
| Maldives              | 731.6                                    | 1,103.3     | 41.1                                    | 16.8        | 9.3                                     | 3.6        | 6.1                                       | 1.8        |
| Mali                  | 7.1                                      | 13.4        | 48.7                                    | 46.4        | 20.7                                    | 14.6       | 7.1                                       | 6.3        |
| Mauritania            | 1.9                                      | 3.5         | 40.7                                    | 33.8        | 11.3                                    | 9.7        | 5.9                                       | 4.5        |
| Morocco               | 55.5                                     | 72.9        | 29.5                                    | 19.5        | 7.9                                     | 5.8        | 4.0                                       | 2.3        |
| Mozambique            | 17.2                                     | 28.6        | 43.3                                    | 37.7        | 20.6                                    | 14.6       | 6.2                                       | 4.9        |
| Niger                 | 6.1                                      | 12.3        | 55.9                                    | 48.5        | 23.9                                    | 12.9       | 7.8                                       | 7.1        |
| Nigeria               | 107.1                                    | 180.9       | 43.8                                    | 39.9        | 18.9                                    | 14.3       | 6.4                                       | 5.5        |
| Oman                  | 6.0                                      | 10.3        | 38.3                                    | 17.9        | 4.7                                     | 3.8        | 7.2                                       | 2.3        |
| Pakistan              | 145.1                                    | 232.1       | 40.4                                    | 27.3        | 10.3                                    | 7.5        | 6.0                                       | 3.4        |
| Palestine             | 328.6                                    | 709.4       | 45.2                                    | 33.1        | 6.7                                     | 3.5        | 6.5                                       | 4.5        |
| Qatar                 | 40.9                                     | 158.7       | 23.7                                    | 12.7        | 2.3                                     | 1.5        | 4.2                                       | 2.3        |
| Saudi Arabia          | 7.5                                      | 13.4        | 35.8                                    | 21.6        | 5.3                                     | 3.7        | 5.8                                       | 2.8        |
| Senegal               | 37.6                                     | 71.5        | 43.9                                    | 37.4        | 13.0                                    | 9.0        | 6.6                                       | 4.8        |
| Sierra-Leone          | 55.6                                     | 86.0        | 43.6                                    | 38.6        | 24.5                                    | 15.7       | 5.7                                       | 5.0        |
| Somalia               | 10.5                                     | 15.6        | 45.5                                    | 43.5        | 19.6                                    | 15.0       | 6.6                                       | 6.3        |
| Sudan                 | 8.6                                      | 14.1        | 40.9                                    | 32.8        | 13.8                                    | 9.0        | 6.0                                       | 4.4        |
| Suriname              | 2.6                                      | 3.5         | 23.5                                    | 18.4        | 7.1                                     | 7.2        | 2.7                                       | 2.3        |
| Syria                 | 67.1                                     | 119.8       | 35.8                                    | 22.8        | 4.8                                     | 3.5        | 5.3                                       | 2.9        |
| Tajikistan            | 37.9                                     | 56.9        | 39.1                                    | 27.9        | 8.2                                     | 6.2        | 5.2                                       | 3.3        |
| Togo                  | 67.4                                     | 115.9       | 42.5                                    | 32.0        | 13.7                                    | 10.8       | 6.3                                       | 4.1        |
| Tunisia               | 52.5                                     | 69.3        | 25.2                                    | 17.7        | 5.6                                     | 5.6        | 3.6                                       | 2.0        |
| Turkey                | 70.3                                     | 97.3        | 26.1                                    | 17.9        | 8.2                                     | 5.5        | 3.0                                       | 2.1        |
| Turkmenistan          | 7.8                                      | 11.9        | 34.7                                    | 21.6        | 8.4                                     | 7.8        | 4.3                                       | 2.4        |
| U.A.E.                | 21.6                                     | 66.2        | 25.9                                    | 13.1        | 2.8                                     | 1.3        | 4.4                                       | 1.7        |
| Uganda                | 88.6                                     | 178.4       | 49.6                                    | 45.2        | 17.5                                    | 12.3       | 7.1                                       | 6.1        |
| Uzbekistan            | 48.2                                     | 69.2        | 33.7                                    | 23.3        | 6.1                                     | 4.7        | 4.1                                       | 2.5        |
| Yemen                 | 22.6                                     | 49.0        | 51.7                                    | 38.1        | 11.9                                    | 6.5        | 8.7                                       | 5.2        |
| <b>IDB-56</b>         | <b>33.1</b>                              | <b>50.7</b> | <b>35.4</b>                             | <b>27.0</b> | <b>10.8</b>                             | <b>8.2</b> | <b>4.9</b>                                | <b>3.4</b> |
| <b>Of which:</b>      |  |             |   |             |   |            |   |            |
| SSA-22*               | 20.8                                     | 36.4        | 44.6                                    | 39.7        | 17.8                                    | 13.2       | 6.5                                       | 5.4        |
| MENA-19*              | 25.2                                     | 38.4        | 32.3                                    | 22.0        | 7.6                                     | 5.1        | 4.6                                       | 2.6        |
| ASIA-8*               | 114.0                                    | 164.9       | 33.2                                    | 22.7        | 9.8                                     | 7.3        | 4.4                                       | 2.8        |
| CIT-7*                | 15.0                                     | 19.3        | 29.3                                    | 22.6        | 6.9                                     | 6.3        | 3.6                                       | 2.5        |
| LDMC-25*              | 21.4                                     | 38.7        | 42.2                                    | 33.2        | 14.4                                    | 9.9        | 5.9                                       | 4.3        |
| NON-LDMC-31*          | 34.0                                     | 57.5        | 33.0                                    | 24.5        | 9.6                                     | 7.5        | 4.6                                       | 3.1        |
| Oil-Exporters-22*     | 21.2                                     | 33.8        | 36.6                                    | 28.7        | 10.8                                    | 8.3        | 5.3                                       | 3.7        |
| Non-Oil-Exporters-34* | 53.0                                     | 79.0        | 34.6                                    | 25.7        | 10.9                                    | 8.1        | 4.7                                       | 3.2        |
| <b>OIC-57</b>         | <b>32.9</b>                              | <b>50.4</b> | <b>35.4</b>                             | <b>27.0</b> | <b>10.8</b>                             | <b>8.2</b> | <b>4.9</b>                                | <b>3.4</b> |
| <b>Memo:</b>          |  |             |   |             |   |            |   |            |
| World                 | 40.8                                     | 54.4        | 25.9                                    | 19.6        | 9.3                                     | 8.2        | 3.2                                       | 2.5        |
| Developed Countries   | 28.9                                     | 36.6        | 14.1                                    | 11.8        | 8.7                                     | 8.3        | 1.8                                       | 1.8        |
| Developing Countries  | 87.8                                     | 289.4       | 32.1                                    | 24.1        | 10.4                                    | 8.1        | 4.2                                       | 2.9        |
| LDCs                  | 25.2                                     | 43.2        | 42.7                                    | 33.6        | 15.5                                    | 10.5       | 6.0                                       | 4.2        |

\* See technical notes for country composition of the groupings

**Figure 1.3: Life Expectancy at Birth (Years)**



**Part I**  
**Demographic and Human Development Indicators**

**Table 1.9: Health Indicators**

| Country               | Life Expectancy at birth (Year) |             |             | Population with access to |             |                              |             | Physicians       | Nurses           | Hospital beds    |
|-----------------------|---------------------------------|-------------|-------------|---------------------------|-------------|------------------------------|-------------|------------------|------------------|------------------|
|                       |                                 |             |             | Improved Water Source     |             | Improved Sanitation Facility |             | Per 1,000 People | Per 1,000 People | Per 1,000 People |
|                       | 1990                            | 2000        | 2012        | 1990                      | 2010        | 1990                         | 2010        | 2000-2010        | 2000-2010        | 2000-2010        |
| Afghanistan           | 42.3                            | 45.3        | 49.1        | ..                        | 50.0        | ..                           | 37.0        | 0.2              | 0.5              | 0.4              |
| Albania               | 71.6                            | 74.2        | 77.1        | 97.0                      | 95.0        | 76.0                         | 94.0        | 1.2              | 3.9              | 2.8              |
| Algeria               | 67.1                            | 70.0        | 73.4        | 94.0                      | 83.0        | 88.0                         | 95.0        | 1.2              | 1.9              | 1.7              |
| Azerbaijan            | 64.7                            | 66.8        | 70.9        | 70.0                      | 80.0        | ..                           | 82.0        | 3.8              | 8.3              | 7.5              |
| Bahrain               | 72.5                            | 73.8        | 75.2        | ..                        | ..          | ..                           | ..          | 1.4              | 3.7              | 1.8              |
| Bangladesh            | 59.5                            | 64.7        | 69.2        | 77.0                      | 81.0        | 39.0                         | 56.0        | 0.3              | 0.3              | 0.3              |
| Benin                 | 48.6                            | 52.6        | 56.5        | 57.0                      | 75.0        | 5.0                          | 13.0        | 0.1              | 0.8              | 0.5              |
| Brunei                | 73.7                            | 76.2        | 78.1        | ..                        | ..          | ..                           | ..          | 1.4              | 4.9              | 2.6              |
| Burkina Faso          | 48.5                            | 50.2        | 55.9        | 43.0                      | 79.0        | 8.0                          | 17.0        | 0.1              | 0.7              | 0.4              |
| Cameroon              | 53.3                            | 50.1        | 52.1        | 49.0                      | 77.0        | 48.0                         | 49.0        | 0.2              | 1.6              | 1.3              |
| Chad                  | 50.7                            | 48.5        | 49.9        | 39.0                      | 51.0        | 8.0                          | 13.0        | 0.0              | 0.3              | 0.4              |
| Comoros               | 55.6                            | 57.9        | 61.5        | 87.0                      | 95.0        | 17.0                         | 36.0        | 0.2              | 0.7              | 2.2              |
| Côte d'Ivoire         | 52.6                            | 50.2        | 56.0        | 76.0                      | 80.0        | 20.0                         | 24.0        | 0.1              | 0.5              | 0.4              |
| Djibouti              | 51.4                            | 53.9        | 58.3        | 78.0                      | 88.0        | 66.0                         | 50.0        | 0.2              | 0.8              | 1.4              |
| Egypt                 | 62.0                            | 69.1        | 73.5        | 93.0                      | 99.0        | 72.0                         | 95.0        | 2.8              | 3.5              | 1.7              |
| Gabon                 | 61.3                            | 59.7        | 63.1        | ..                        | 87.0        | ..                           | 33.0        | 0.3              | 5.0              | 6.3              |
| Gambia                | 53.1                            | 55.2        | 58.8        | 74.0                      | 89.0        | ..                           | 68.0        | 0.0              | 0.6              | 1.1              |
| Guinea                | 43.7                            | 48.1        | 54.5        | 51.0                      | 74.0        | 10.0                         | 18.0        | 0.1              | 0.0              | 0.3              |
| Guinea-Bissau         | 42.8                            | 44.9        | 48.6        | 36.0                      | 64.0        | ..                           | 20.0        | 0.0              | 0.6              | 1.0              |
| Indonesia             | 62.1                            | 65.6        | 69.8        | 70.0                      | 82.0        | 32.0                         | 54.0        | 0.3              | 2.0              | 0.6              |
| Iran                  | 61.9                            | 69.7        | 73.2        | 90.0                      | 96.0        | 79.0                         | 100.0       | 0.9              | 1.4              | 1.7              |
| Iraq                  | 67.5                            | 70.7        | 69.6        | 81.0                      | 79.0        | ..                           | 73.0        | 0.7              | 1.4              | 1.3              |
| Jordan                | 70.4                            | 72.1        | 73.5        | 97.0                      | 97.0        | 97.0                         | 98.0        | 2.5              | 4.0              | 1.8              |
| Kazakhstan            | 68.3                            | 65.5        | 67.4        | 96.0                      | 95.0        | 96.0                         | 97.0        | 4.1              | 8.3              | 7.6              |
| Kuwait                | 72.7                            | 73.8        | 74.7        | 99.0                      | 99.0        | 100.0                        | 100.0       | 1.8              | 4.6              | 2.0              |
| Kyrgyz Republic       | 68.3                            | 68.6        | 68.0        | ..                        | 90.0        | ..                           | 93.0        | 2.3              | 5.7              | 5.1              |
| Lebanon               | 68.7                            | 70.6        | 72.8        | 100.0                     | 100.0       | ..                           | ..          | 3.5              | 2.2              | 3.5              |
| Libya                 | 68.1                            | 72.5        | 75.0        | 54.0                      | ..          | 97.0                         | 97.0        | 1.9              | 6.8              | 3.7              |
| Malaysia              | 70.1                            | 72.1        | 74.5        | 88.0                      | 100.0       | 84.0                         | 96.0        | 0.9              | 2.7              | 1.8              |
| Maldives              | 60.9                            | 70.4        | 77.1        | 93.0                      | 98.0        | 68.0                         | 97.0        | 1.6              | 4.4              | 4.3              |
| Mali                  | 44.2                            | 47.2        | 51.9        | 28.0                      | 64.0        | 15.0                         | 22.0        | 0.0              | 0.3              | 0.1              |
| Mauritania            | 55.9                            | 57.0        | 58.9        | 30.0                      | 50.0        | 16.0                         | 26.0        | 0.1              | 0.7              | 0.4              |
| Morocco               | 64.1                            | 68.7        | 72.4        | 73.0                      | 83.0        | 53.0                         | 70.0        | 0.6              | 0.9              | 1.1              |
| Mozambique            | 43.2                            | 47.2        | 50.7        | 36.0                      | 47.0        | 11.0                         | 18.0        | 0.0              | 0.3              | 0.8              |
| Niger                 | 41.4                            | 48.3        | 55.1        | 35.0                      | 49.0        | 5.0                          | 9.0         | 0.0              | 0.1              | 0.3              |
| Nigeria               | 45.6                            | 46.3        | 52.3        | 47.0                      | 58.0        | 37.0                         | 31.0        | 0.4              | 1.6              | 0.5              |
| Oman                  | 70.6                            | 74.1        | 73.2        | 80.0                      | 89.0        | 82.0                         | 99.0        | 1.9              | 4.1              | 1.8              |
| Pakistan              | 60.8                            | 63.2        | 65.7        | 85.0                      | 92.0        | 27.0                         | 48.0        | 0.8              | 0.6              | 0.6              |
| Palestine             | 68.0                            | 70.9        | 73.0        | ..                        | 85.0        | ..                           | 92.0        | 0.8              | ..               | ..               |
| Qatar                 | 74.1                            | 76.3        | 78.5        | 100.0                     | 100.0       | 100.0                        | 100.0       | 2.8              | 7.4              | 1.2              |
| Saudi Arabia          | 68.8                            | 71.5        | 74.1        | 89.0                      | ..          | ..                           | ..          | 0.9              | 2.1              | 2.2              |
| Senegal               | 53.2                            | 55.7        | 59.6        | 61.0                      | 72.0        | 38.0                         | 52.0        | 0.1              | 0.4              | 0.3              |
| Sierra-Leone          | 38.7                            | 39.7        | 48.1        | 38.0                      | 55.0        | 11.0                         | 13.0        | 0.0              | 0.2              | 0.4              |
| Somalia               | 44.5                            | 48.3        | 51.5        | ..                        | 29.0        | ..                           | 23.0        | 0.0              | 0.1              | ..               |
| Sudan                 | 52.5                            | 57.0        | 61.8        | 65.0                      | 58.0        | 27.0                         | 26.0        | 0.3              | 0.8              | 0.7              |
| Suriname              | 67.5                            | 67.9        | 70.8        | ..                        | 92.0        | ..                           | 83.0        | 0.5              | 1.6              | 2.6              |
| Syria                 | 71.1                            | 74.0        | 76.0        | 86.0                      | 90.0        | 85.0                         | 95.0        | 1.5              | 1.9              | 1.5              |
| Tajikistan            | 62.9                            | 63.8        | 67.8        | ..                        | 64.0        | ..                           | 94.0        | 2.1              | 5.3              | 5.2              |
| Togo                  | 53.0                            | 54.8        | 57.5        | 49.0                      | 61.0        | 13.0                         | 13.0        | 0.1              | 0.3              | 0.9              |
| Tunisia               | 70.3                            | 72.6        | 74.7        | 81.0                      | ..          | 74.0                         | ..          | 1.2              | 3.3              | 2.1              |
| Turkey                | 63.1                            | 69.4        | 74.2        | 85.0                      | 100.0       | 84.0                         | 90.0        | 1.5              | 0.6              | 2.5              |
| Turkmenistan          | 62.7                            | 63.9        | 65.2        | ..                        | ..          | 98.0                         | 98.0        | 2.4              | 4.4              | 4.0              |
| U.A.E.                | 72.1                            | 74.6        | 76.7        | 100.0                     | 100.0       | 97.0                         | 98.0        | 1.9              | 4.1              | 1.9              |
| Uganda                | 47.4                            | 46.1        | 54.5        | 43.0                      | 72.0        | 27.0                         | 34.0        | 0.1              | 1.3              | 0.5              |
| Uzbekistan            | 66.7                            | 67.0        | 68.6        | 90.0                      | 87.0        | 84.0                         | 100.0       | 2.6              | 11.1             | 4.6              |
| Yemen                 | 56.1                            | 59.7        | 65.9        | 67.0                      | 55.0        | 24.0                         | 53.0        | 0.3              | 0.4              | 0.7              |
| <b>IDB-56</b>         | <b>59.0</b>                     | <b>62.0</b> | <b>65.6</b> | <b>73.5</b>               | <b>79.8</b> | <b>46.5</b>                  | <b>58.2</b> | <b>0.8</b>       | <b>1.7</b>       | <b>1.2</b>       |
| <b>Of which:</b>      |                                 |             |             |                           |             |                              |             |                  |                  |                  |
| SSA-22*               | 47.4                            | 48.7        | 54.2        | 48.5                      | 61.9        | 27.5                         | 27.7        | 0.2              | 1.0              | 0.6              |
| MENA-19*              | 64.3                            | 69.6        | 73.0        | 86.4                      | 91.0        | 75.4                         | 89.0        | 1.4              | 2.0              | 1.8              |
| ASIA-8*               | 60.6                            | 64.1        | 67.6        | 76.5                      | 83.6        | 34.7                         | 53.8        | 0.5              | 1.2              | 0.6              |
| CIT-7*                | 66.7                            | 66.6        | 68.6        | --                        | 86.3        | --                           | 95.7        | 2.9              | 8.5              | 5.6              |
| LDMC-25*              | 53.0                            | 56.4        | 60.7        | 61.6                      | 67.5        | 27.9                         | 40.1        | 0.3              | 0.6              | 0.6              |
| NON-LDMC-31*          | 61.0                            | 64.1        | 67.5        | 77.1                      | 84.8        | 52.4                         | 65.5        | 1.0              | 2.1              | 1.4              |
| Oil-Exporters-22*     | 59.0                            | 61.6        | 65.2        | 75.3                      | 78.4        | 61.1                         | 67.5        | 1.2              | 2.6              | 1.7              |
| Non-Oil-Exporters-34* | 58.9                            | 62.3        | 65.9        | 72.2                      | 80.7        | 37.1                         | 51.8        | 0.5              | 1.1              | 0.8              |
| <b>OIC-57</b>         | <b>59.0</b>                     | <b>62.0</b> | <b>65.6</b> | <b>73.5</b>               | <b>79.8</b> | <b>46.5</b>                  | <b>58.2</b> | <b>0.8</b>       | <b>1.7</b>       | <b>1.2</b>       |
| <b>Memo:</b>          |                                 |             |             |                           |             |                              |             |                  |                  |                  |
| World                 | 65.4                            | 67.2        | 69.6        | 76.0                      | 88.4        | 47.4                         | 62.5        | 1.4              | 2.9              | 2.9              |
| Developed Countries   | 75.5                            | 77.6        | 79.8        | 99.3                      | 99.5        | 99.8                         | 99.9        | 2.8              | 7.3              | 5.7              |
| Developing Countries  | 59.6                            | 62.4        | 65.5        | 70.0                      | 87.3        | 29.3                         | 46.8        | 0.8              | 1.5              | 1.4              |
| LDCs                  | 51.1                            | 54.3        | 58.6        | 52.9                      | 63.3        | 21.3                         | 35.8        | 0.2              | 0.5              | ..               |

\* See technical notes for country composition of the groupings.

**Table 1.10: Poverty Indicators**

| Country         | Population below national poverty line <sup>a</sup> (%) |         |         |         |         | Population below \$1.25 a day (%) |         | Population below \$2 a day (%) |         | Poverty Gap at \$1.25 Ratio | Gini <sup>b</sup> Index |
|-----------------|---|---------|---------|---------|---------|-----------------------------------|---------|--------------------------------|---------|-----------------------------|-------------------------|
|                 | Total   |         |         | Urban   | Rural   | 1990-94                           | 2000-12 | 1990-94                        | 2000-12 | 2000-12                     | 2000-12                 |
|                 | 1990-94   | 1995-99 | 2000-12 | 2000-12 | 2000-12 |                                   |         |                                |         |                             |                         |
| Afghanistan     | ..  | ..      | 36.0    | 29.0    | 37.5    | ..                                | ..      | ..                             | ..      | ..                          | 27.8                    |
| Albania         | ..  | ..      | 12.4    | 10.1    | 14.6    | ..                                | 0.6     | ..                             | 4.3     | 0.2                         | 34.5                    |
| Algeria         | ..  | 22.6    | ..      | ..      | ..      | ..                                | ..      | ..                             | ..      | ..                          | ..                      |
| Azerbaijan      | ..  | ..      | 15.8    | 14.8    | 18.5    | ..                                | 0.4     | ..                             | 2.8     | 0.1                         | 33.7                    |
| Bahrain         | ..  | ..      | ..      | ..      | ..      | ..                                | ..      | ..                             | ..      | ..                          | ..                      |
| Bangladesh      | 56.6  | 50.1    | 31.5    | 21.3    | 35.2    | 66.8                              | 43.3    | 92.5                           | 76.5    | 11.2                        | 32.1                    |
| Benin           | ..  | 29.0    | 33.3    | 28.3    | 36.1    | ..                                | 47.3    | ..                             | 75.3    | 15.7                        | 38.6                    |
| Brunei          | ..  | ..      | ..      | ..      | ..      | ..                                | ..      | ..                             | ..      | ..                          | ..                      |
| Burkina Faso    | 44.5  | 45.3    | 46.7    | 27.9    | 52.6    | 71.2                              | 44.6    | 85.8                           | 72.6    | 14.7                        | 39.8                    |
| Cameroon        | ..  | 53.3    | 39.9    | 12.2    | 55.0    | ..                                | 9.6     | ..                             | 30.4    | 1.2                         | 38.9                    |
| Chad            | ..  | 43.4    | 55.0    | 24.6    | 58.6    | ..                                | 61.9    | ..                             | 83.3    | 25.6                        | 39.8                    |
| Comoros         | ..  | 54.6    | 44.8    | 34.5    | 48.7    | ..                                | 46.1    | ..                             | 65.0    | 20.8                        | 64.3                    |
| Côte d'Ivoire   | 34.6  | 36.4    | 42.7    | 29.4    | 54.2    | 17.8                              | 23.8    | 43.5                           | 46.3    | 7.5                         | 41.5                    |
| Djibouti        | ..  | ..      | ..      | ..      | ..      | ..                                | 18.8    | ..                             | 41.2    | 5.3                         | 40.0                    |
| Egypt           | ..  | 19.4    | 22.0    | 10.6    | 30.0    | 4.5                               | 1.7     | 27.6                           | 15.4    | 0.4                         | 30.8                    |
| Gabon           | ..  | ..      | 32.7    | 29.8    | 44.6    | ..                                | 4.8     | ..                             | 19.6    | 0.9                         | 41.5                    |
| Gambia          | 33.0  | 69.0    | 48.4    | 32.7    | 73.9    | ..                                | 33.6    | ..                             | 55.9    | 11.7                        | 47.3                    |
| Guinea          | 62.6  | ..      | 53.0    | 30.5    | 63.0    | 36.8                              | 43.3    | 63.8                           | 69.6    | 15.0                        | 39.4                    |
| Guinea-Bissau   | 58.5  | ..      | 55.2    | 35.4    | 64.7    | 52.1                              | 48.9    | 75.7                           | 78.0    | 16.6                        | 35.5                    |
| Indonesia       | ..  | 23.4    | 12.5    | 9.2     | 15.7    | 54.4                              | 18.1    | 84.6                           | 46.1    | 3.3                         | 34.0                    |
| Iran            | ..  | ..      | ..      | ..      | ..      | 1.4                               | 1.5     | 8.2                            | 8.0     | 0.3                         | 38.3                    |
| Iraq            | ..  | ..      | 22.9    | 16.1    | 39.3    | ..                                | 2.8     | ..                             | 21.4    | 0.4                         | 30.9                    |
| Jordan          | ..  | ..      | 13.3    | 12.0    | 19.0    | 2.8                               | 0.1     | 14.9                           | 1.6     | 0.03                        | 35.4                    |
| Kazakhstan      | ..  | ..      | 8.2     | ..      | ..      | 4.2                               | 0.1     | 17.6                           | 1.1     | 0.03                        | 29.0                    |
| Kuwait          | ..  | ..      | ..      | ..      | ..      | ..                                | ..      | ..                             | ..      | ..                          | ..                      |
| Kyrgyz Republic | ..  | ..      | 33.7    | 23.6    | 39.5    | 18.6                              | 6.2     | 30.1                           | 21.7    | 1.4                         | 36.2                    |
| Lebanon         | ..  | ..      | ..      | ..      | ..      | ..                                | ..      | ..                             | ..      | ..                          | ..                      |
| Libya           | ..  | ..      | ..      | ..      | ..      | ..                                | ..      | ..                             | ..      | ..                          | ..                      |
| Malaysia        | ..  | ..      | 3.8     | 1.7     | 8.4     | 1.6                               | ..      | 11.2                           | 2.3     | ..                          | 46.2                    |
| Maldives        | ..  | ..      | ..      | ..      | ..      | ..                                | ..      | ..                             | ..      | ..                          | 37.4                    |
| Mali            | ..  | ..      | 47.4    | 25.5    | 50.6    | 86.1                              | 50.4    | 93.9                           | 78.7    | 16.4                        | 33.0                    |
| Mauritania      | 56.5  | 50.5    | 42.0    | 20.8    | 59.4    | 42.8                              | 23.4    | 68.6                           | 47.7    | 6.8                         | 40.5                    |
| Morocco         | ..  | 16.3    | 9.0     | 4.8     | 14.5    | 2.5                               | 2.5     | 15.9                           | 14.0    | 0.5                         | 40.9                    |
| Mozambique      | ..  | 69.4    | 54.7    | 49.6    | 56.9    | ..                                | 59.6    | ..                             | 81.8    | 25.1                        | 45.7                    |
| Niger           | 63.0  | ..      | 59.5    | 36.7    | 63.9    | 78.2                              | 43.6    | 91.6                           | 75.2    | 12.4                        | 34.6                    |
| Nigeria         | 34.1  | 64.6    | 54.7    | 43.1    | 63.8    | 49.2                              | 68.0    | 69.7                           | 84.5    | 33.7                        | 48.8                    |
| Oman            | ..  | ..      | ..      | ..      | ..      | ..                                | ..      | ..                             | ..      | ..                          | ..                      |
| Pakistan        | ..  | 30.6    | 22.3    | 13.1    | 27.0    | 23.9                              | 21.0    | 63.8                           | 60.2    | 3.5                         | 30.0                    |
| Palestine       | ..  | ..      | 21.9    | ..      | ..      | ..                                | 0.04    | ..                             | 0.3     | 0.01                        | 35.5                    |
| Qatar           | ..  | ..      | ..      | ..      | ..      | ..                                | ..      | ..                             | ..      | ..                          | 41.1                    |
| Saudi Arabia    | ..  | ..      | ..      | ..      | ..      | ..                                | ..      | ..                             | ..      | ..                          | ..                      |
| Senegal         | 67.9  | ..      | 46.7    | 33.1    | 57.1    | 54.1                              | 33.5    | 79.4                           | 60.4    | 10.8                        | 39.2                    |
| Sierra-Leone    | 81.6  | ..      | 66.4    | 47.0    | 78.5    | 62.8                              | 53.4    | 75.0                           | 76.1    | 20.3                        | 42.5                    |
| Somalia         | ..  | ..      | ..      | ..      | ..      | ..                                | ..      | ..                             | ..      | ..                          | ..                      |
| Sudan           | ..  | ..      | 46.5    | 26.5    | 57.6    | ..                                | 19.8    | ..                             | 44.1    | 5.5                         | 35.3                    |
| Suriname        | ..  | ..      | ..      | ..      | ..      | ..                                | ..      | ..                             | ..      | ..                          | ..                      |
| Syria           | ..  | ..      | ..      | ..      | ..      | ..                                | 1.7     | ..                             | 16.9    | 0.2                         | 35.8                    |
| Tajikistan      | ..  | 92.3    | 46.7    | 49.4    | 55.0    | ..                                | 6.6     | ..                             | 27.7    | 1.2                         | 30.8                    |
| Togo            | ..  | ..      | 58.7    | 34.6    | 73.4    | ..                                | 38.7    | ..                             | 69.3    | 11.4                        | 34.4                    |
| Tunisia         | 6.7   | 6.2     | 15.5    | ..      | ..      | 5.9                               | 1.4     | 19.0                           | 8.1     | 0.3                         | 41.4                    |
| Turkey          | ..  | ..      | 18.1    | 8.9     | 38.7    | 2.1                               | ..      | 9.8                            | 4.2     | ..                          | 39.0                    |
| Turkmenistan    | ..  | ..      | ..      | ..      | ..      | 63.5                              | ..      | 85.7                           | ..      | ..                          | ..                      |
| U.A.E.          | ..  | ..      | ..      | ..      | ..      | ..                                | ..      | ..                             | ..      | ..                          | ..                      |
| Uganda          | 56.4  | 33.8    | 24.5    | 9.1     | 27.2    | 70.0                              | 38.0    | 88.6                           | 64.7    | 12.2                        | 44.3                    |
| Uzbekistan      | ..  | ..      | ..      | ..      | ..      | ..                                | ..      | ..                             | ..      | ..                          | 36.7                    |
| Yemen           | ..  | 40.1    | 34.8    | 20.7    | 40.1    | ..                                | 17.5    | ..                             | 46.6    | 4.2                         | 37.7                    |

a. Refers to headcount ratio or proportion of the household (population) falling below the poverty line to total household (population)

b. A value of zero implies perfect equality while a value of 100 implies perfect inequality.

c. Data are for the latest year available.

\* See technical notes for country composition of the groupings.

**Part I**  
**Demographic and Human Development Indicators**

**Table 1.11: Education Indicators**

| Country               | Adult literacy Rate<br>2006-2010 <sup>a</sup><br>(%) |             |             | Net Primary School Enrollment<br>2005-2011 <sup>a</sup><br>(%) |             |                           | Net Secondary School Enrollment<br>2003-2011 <sup>a</sup><br>(%) |             |                           |
|-----------------------|--|-------------|-------------|--|-------------|---------------------------|--|-------------|---------------------------|
|                       | Male   | Female      | Total       | Male   | Female      | Females as a<br>% of male | Male   | Female      | Females as a<br>% of male |
| Afghanistan           | ..   | ..          | ..          | ..   | ..          | ..                        | 34.3   | 13.1        | 38.1                      |
| Albania               | 97.3   | 94.7        | 95.9        | 78.6   | 78.7        | 100.0                     | 75.2   | 73.3        | 97.4                      |
| Algeria               | 81.3   | 63.9        | 72.6        | 97.0   | 95.4        | 98.3                      | 64.9   | 68.5        | 105.6                     |
| Azerbaijan            | 99.8   | 99.7        | 99.8        | 87.7   | 85.4        | 97.4                      | 87.0   | 84.3        | 96.8                      |
| Bahrain               | 92.8   | 90.2        | 91.9        | 97.7   | 98.0        | 100.4                     | 91.7   | 97.0        | 105.7                     |
| Bangladesh            | 61.3   | 52.2        | 56.8        | ..   | ..          | ..                        | 44.7   | 50.3        | 112.5                     |
| Benin                 | 55.2   | 30.3        | 42.4        | ..   | ..          | ..                        | ..   | ..          | ..                        |
| Brunei                | 96.8   | 93.6        | 95.2        | 90.4   | 92.8        | 102.7                     | 98.1   | 100.0       | 101.9                     |
| Burkina Faso          | 36.7   | 21.6        | 28.7        | 65.2   | 61.1        | 93.7                      | 19.4   | 15.5        | 80.0                      |
| Cameroon              | 78.9   | 63.0        | 70.7        | 98.2   | 85.5        | 87.0                      | 44.2   | 38.7        | 87.4                      |
| Chad                  | 45.0   | 24.2        | 34.5        | 79.3   | 60.8        | 76.7                      | 16.2   | 5.4         | 33.1                      |
| Comoros               | 80.2   | 69.7        | 74.9        | 80.7   | 74.8        | 92.7                      | ..   | ..          | ..                        |
| Côte d'Ivoire         | 65.2   | 46.6        | 56.2        | 67.1   | 55.8        | 83.2                      | ..   | ..          | ..                        |
| Djibouti              | ..   | ..          | ..          | 54.6   | 48.7        | 89.2                      | 28.2   | 20.2        | 71.7                      |
| Egypt                 | 80.3   | 63.5        | 72.0        | 97.5   | 94.3        | 96.7                      | 69.4   | 66.9        | 96.4                      |
| Gabon                 | 91.9   | 84.9        | 88.4        | ..   | ..          | ..                        | ..   | ..          | ..                        |
| Gambia                | 60.0   | 40.4        | 50.0        | 66.0   | 69.1        | 104.5                     | ..   | ..          | ..                        |
| Guinea                | 52.0   | 30.0        | 41.0        | 86.5   | 76.1        | 87.9                      | 40.5   | 25.9        | 63.9                      |
| Guinea-Bissau         | 68.2   | 40.6        | 54.2        | 75.5   | 72.4        | 95.9                      | ..   | ..          | ..                        |
| Indonesia             | 95.6   | 89.7        | 92.6        | 94.0   | 90.7        | 96.6                      | 67.5   | 67.0        | 99.2                      |
| Iran                  | 89.3   | 80.7        | 85.0        | 97.6   | 95.7        | 98.0                      | ..   | ..          | ..                        |
| Iraq                  | 86.0   | 70.6        | 78.2        | 94.5   | 83.7        | 88.5                      | 48.9   | 39.5        | 80.7                      |
| Jordan                | 95.8   | 89.2        | 92.6        | 90.8   | 90.5        | 99.8                      | 83.2   | 88.2        | 106.0                     |
| Kazakhstan            | 99.8   | 99.6        | 99.7        | 88.7   | 87.7        | 98.8                      | 89.9   | 89.2        | 99.1                      |
| Kuwait                | 95.0   | 91.8        | 93.9        | 90.8   | 93.5        | 103.0                     | 85.7   | 92.6        | 108.0                     |
| Kyrgyz Republic       | 99.5   | 99.0        | 99.2        | 89.1   | 87.6        | 98.3                      | 80.8   | 79.9        | 99.0                      |
| Lebanon               | 93.4   | 86.0        | 89.6        | 95.4   | 94.3        | 98.8                      | 72.3   | 80.2        | 110.9                     |
| Libya                 | 95.6   | 82.7        | 89.2        | ..   | ..          | ..                        | ..   | ..          | ..                        |
| Malaysia              | 95.4   | 90.7        | 93.1        | 95.9   | 95.9        | 100.1                     | 65.5   | 70.5        | 107.7                     |
| Maldives              | 98.4   | 98.4        | 98.4        | 96.0   | 95.8        | 99.8                      | ..   | ..          | ..                        |
| Mali                  | 43.4   | 20.3        | 31.1        | 66.9   | 58.8        | 87.8                      | 35.9   | 25.2        | 70.1                      |
| Mauritania            | 64.9   | 51.2        | 58.0        | 72.5   | 75.7        | 104.4                     | 17.1   | 14.7        | 86.1                      |
| Morocco               | 68.9   | 43.9        | 56.1        | 96.3   | 95.1        | 98.8                      | 38.0   | 32.1        | 84.5                      |
| Mozambique            | 70.8   | 42.8        | 56.1        | 91.9   | 87.3        | 95.0                      | 17.9   | 16.7        | 93.6                      |
| Niger                 | ..   | ..          | ..          | 68.0   | 56.6        | 83.2                      | 11.5   | 7.3         | 63.3                      |
| Nigeria               | 72.1   | 50.4        | 61.3        | 60.1   | 54.8        | 91.2                      | ..   | ..          | ..                        |
| Oman                  | 90.0   | 80.9        | 86.6        | 97.4   | 95.9        | 98.5                      | 93.9   | 93.6        | 99.7                      |
| Pakistan              | 68.6   | 40.3        | 54.9        | 79.0   | 65.0        | 82.3                      | 39.7   | 29.2        | 73.6                      |
| Palestine             | 97.6   | 92.2        | 94.9        | 87.0   | 86.4        | 99.3                      | 77.5   | 85.3        | 110.1                     |
| Qatar                 | 96.5   | 95.4        | 96.3        | 94.4   | 93.6        | 99.2                      | 87.0   | 95.7        | 110.0                     |
| Saudi Arabia          | 90.4   | 81.3        | 86.6        | 90.4   | 89.3        | 98.9                      | 65.9   | 69.0        | 104.6                     |
| Senegal               | 61.8   | 38.7        | 49.7        | 73.3   | 78.1        | 106.4                     | 24.4   | 18.8        | 76.8                      |
| Sierra-Leone          | 53.6   | 31.4        | 42.1        | ..   | ..          | ..                        | ..   | ..          | ..                        |
| Somalia               | ..   | ..          | ..          | ..   | ..          | ..                        | ..   | ..          | ..                        |
| Sudan                 | 80.1   | 62.0        | 71.1        | ..   | ..          | ..                        | ..   | ..          | ..                        |
| Suriname              | 95.4   | 94.0        | 94.7        | 90.9   | 91.0        | 100.1                     | 46.6   | 54.6        | 117.2                     |
| Syria                 | 89.9   | 76.9        | 83.4        | 93.8   | 92.1        | 98.2                      | 66.7   | 67.2        | 100.8                     |
| Tajikistan            | 99.8   | 99.6        | 99.7        | 99.0   | 95.5        | 96.4                      | 89.8   | 79.9        | 89.0                      |
| Togo                  | 71.2   | 43.6        | 57.1        | ..   | ..          | ..                        | ..   | ..          | ..                        |
| Tunisia               | 86.4   | 71.0        | 77.6        | ..   | ..          | ..                        | ..   | ..          | ..                        |
| Turkey                | 96.4   | 85.3        | 90.8        | 99.5   | 98.3        | 98.8                      | 81.4   | 76.2        | 93.6                      |
| Turkmenistan          | 99.7   | 99.5        | 99.6        | ..   | ..          | ..                        | ..   | ..          | ..                        |
| U.A.E.                | ..   | ..          | ..          | 86.8   | 90.1        | 103.9                     | 80.5   | 81.6        | 101.4                     |
| Uganda                | 82.6   | 64.6        | 73.2        | 92.4   | 95.1        | 102.9                     | 16.5   | 14.5        | 88.0                      |
| Uzbekistan            | 99.6   | 99.2        | 99.4        | 91.2   | 88.4        | 96.9                      | ..   | ..          | ..                        |
| Yemen                 | 81.2   | 46.8        | 63.9        | 82.4   | 69.3        | 84.1                      | 47.9   | 31.0        | 64.8                      |
| <b>IDB-56</b>         | <b>79.6</b>  | <b>64.6</b> | <b>72.1</b> | <b>86.1</b>  | <b>81.0</b> | <b>94.0</b>               | <b>53.7</b>  | <b>50.5</b> | <b>94.0</b>               |
| <b>Of which:</b>      |  |             |             |  |             |                           |  |             |                           |
| SSA-22*               | 68.6   | 47.8        | 58.0        | 71.0   | 65.4        | 92.0                      | --   | --          | --                        |
| MENA-19*              | 79.6   | 71.7        | 79.1        | 95.5   | 92.5        | 96.8                      | 65.9   | 62.8        | 95.2                      |
| ASIA-8*               | 79.1   | 65.8        | 72.6        | 88.2   | 81.0        | 91.8                      | 52.4   | 49.7        | 94.8                      |
| CIT-7*                | 99.6   | 99.2        | 99.4        | 90.2   | 88.0        | 97.6                      | 86.9   | 84.1        | 96.7                      |
| LDMC-25*              | 65.9   | 49.7        | 57.6        | 81.2   | 75.9        | 93.5                      | --   | --          | --                        |
| NON-LDMC-31*          | 84.1   | 69.6        | 76.9        | 87.0   | 81.9        | 94.1                      | 61.5   | 58.3        | 94.7                      |
| Oil-Exporters-22*     | 82.1   | 66.9        | 74.5        | 84.0   | 79.4        | 94.4                      | --   | --          | --                        |
| Non-Oil-Exporters-34* | 77.7   | 62.9        | 70.3        | 88.0   | 82.4        | 93.7                      | 50.3   | 46.8        | 93.1                      |
| <b>OIC-57</b>         | <b>79.6</b>  | <b>64.6</b> | <b>72.1</b> | <b>86.1</b>  | <b>81.0</b> | <b>94.0</b>               | <b>53.7</b>  | <b>50.5</b> | <b>94.0</b>               |
| <b>Memo:</b>          |  |             |             |  |             |                           |  |             |                           |
| World                 | 88.6   | 79.7        | 84.1        | 89.8   | 87.8        | 97.8                      | 63.5   | 61.1        | 96.2                      |
| Developed Countries   | 98.7   | 97.9        | 98.3        | 96.3   | 96.5        | 100.2                     | 90.6   | 91.8        | 101.3                     |
| Developing Countries  | 80.0   | 62.3        | 70.9        | 87.8   | 85.6        | 97.5                      | 55.2   | 49.5        | 89.6                      |
| LDCs                  | 67.8   | 51.8        | 59.7        | 80.6   | 76.6        | 95.0                      | 35.4   | 29.2        | 82.5                      |

\* See technical notes for country composition of the groupings

a. Data are for the latest year available

**Figure 1.4: Human Development Index value (HDI)**



**Part I**  
**Demographic and Human Development Indicators**

**Table 1.12: Human Development Indicators**

| Country               | Human Development Index (HDI), Value |             |             |             | Human Development Index (HDI), Rank |      |      |      |
|-----------------------|--------------------------------------|-------------|-------------|-------------|-------------------------------------|------|------|------|
|                       | 2005                                 | 2010        | 2011        | 2012        | 2005                                | 2010 | 2011 | 2012 |
| Afghanistan           | 0.32                                 | 0.37        | 0.37        | 0.37        | 131                                 | 155  | 172  | 175  |
| Albania               | 0.73                                 | 0.75        | 0.75        | 0.75        | 67                                  | 64   | 70   | 70   |
| Algeria               | 0.68                                 | 0.71        | 0.71        | 0.71        | 73                                  | 84   | 96   | 93   |
| Azerbaijan            | ..                                   | 0.73        | 0.73        | 0.73        | 76                                  | 67   | 91   | 82   |
| Bahrain               | 0.80                                 | 0.79        | 0.79        | 0.80        | 33                                  | 39   | 42   | 48   |
| Bangladesh            | 0.47                                 | 0.51        | 0.51        | 0.52        | 111                                 | 129  | 146  | 146  |
| Benin                 | 0.41                                 | 0.43        | 0.43        | 0.44        | 113                                 | 134  | 167  | 166  |
| Brunei                | 0.85                                 | 0.85        | 0.85        | 0.86        | 33                                  | 37   | 99.1 | 30   |
| Burkina Faso          | 0.30                                 | 0.33        | 0.34        | 0.34        | 130                                 | 161  | 181  | 183  |
| Cameroon              | 0.45                                 | 0.49        | 0.49        | 0.50        | 106                                 | 131  | 150  | 150  |
| Chad                  | 0.32                                 | 0.34        | 0.34        | 0.34        | 124                                 | 163  | 183  | 184  |
| Comoros               | 0.42                                 | 0.43        | 0.43        | 0.43        | 163                                 | 140  | 73.7 | 169  |
| Côte d'Ivoire         | 0.40                                 | 0.43        | 0.43        | 0.43        | 116                                 | 149  | 170  | 168  |
| Djibouti              | 0.40                                 | 0.43        | 0.44        | 0.44        | 119                                 | 147  | 165  | 164  |
| Egypt                 | 0.62                                 | 0.66        | 0.66        | 0.66        | 91                                  | 101  | 113  | 112  |
| Gabon                 | 0.65                                 | 0.68        | 0.68        | 0.68        | 106                                 | 93   | 85.6 | 106  |
| Gambia                | 0.37                                 | 0.44        | 0.44        | 0.44        | 168                                 | 151  | 67.2 | 165  |
| Guinea                | 0.33                                 | 0.35        | 0.35        | 0.36        | 178                                 | 156  | 56.6 | 178  |
| Guinea-Bissau         | 0.35                                 | 0.36        | 0.36        | 0.36        | 176                                 | 164  | 51.9 | 176  |
| Indonesia             | 0.57                                 | 0.62        | 0.62        | 0.63        | 86                                  | 108  | 124  | 121  |
| Iran                  | 0.69                                 | 0.74        | 0.74        | 0.74        | 88                                  | 70   | 90.9 | 76   |
| Iraq                  | 0.56                                 | 0.58        | 0.58        | 0.59        | 132                                 | ..   | 81.8 | 131  |
| Jordan                | 0.68                                 | 0.70        | 0.70        | 0.70        | 75                                  | 82   | 95   | 100  |
| Kazakhstan            | 0.72                                 | 0.74        | 0.75        | 0.75        | 65                                  | 66   | 68   | 69   |
| Kuwait                | 0.78                                 | 0.79        | 0.79        | 0.79        | 27                                  | 47   | 63   | 54   |
| Kyrgyz Republic       | 0.60                                 | 0.61        | 0.62        | 0.62        | 126                                 | 109  | 90.4 | 125  |
| Lebanon               | 0.71                                 | 0.74        | 0.74        | 0.74        | 62                                  | ..   | 71   | 72   |
| Libya                 | 0.75                                 | 0.77        | 0.73        | 0.77        | 64                                  | 53   | ..   | 64   |
| Malaysia              | 0.74                                 | 0.76        | 0.77        | 0.77        | 53                                  | 57   | 61   | 64   |
| Maldives              | 0.64                                 | 0.68        | 0.69        | 0.69        | 109                                 | 107  | 90.1 | 104  |
| Mali                  | 0.31                                 | 0.34        | 0.35        | 0.34        | 128                                 | 160  | 175  | 182  |
| Mauritania            | 0.44                                 | 0.46        | 0.46        | 0.47        | 159                                 | 136  | 66.2 | 155  |
| Morocco               | 0.56                                 | 0.59        | 0.59        | 0.59        | 98                                  | 114  | 130  | 130  |
| Mozambique            | 0.29                                 | 0.32        | 0.32        | 0.33        | 125                                 | 165  | 184  | 185  |
| Niger                 | 0.27                                 | 0.30        | 0.30        | 0.30        | 133                                 | 167  | 186  | 186  |
| Nigeria               | 0.43                                 | 0.46        | 0.47        | 0.47        | 112                                 | 142  | 156  | 153  |
| Oman                  | ..                                   | 0.73        | 0.73        | 0.73        | 49                                  | ..   | 89   | 84   |
| Pakistan              | 0.48                                 | 0.51        | 0.51        | 0.51        | 105                                 | 125  | 145  | 146  |
| Palestine             | ..                                   | 0.66        | 0.67        | 0.67        | 114                                 | ..   | ..   | 110  |
| Qatar                 | 0.83                                 | 0.83        | 0.83        | 0.83        | 28                                  | 38   | 37   | 36   |
| Saudi Arabia          | 0.75                                 | 0.78        | 0.78        | 0.78        | 46                                  | 55   | 56   | 57   |
| Senegal               | 0.44                                 | 0.47        | 0.47        | 0.47        | 120                                 | 144  | 155  | 154  |
| Sierra-Leone          | 0.32                                 | 0.35        | 0.35        | 0.36        | 180                                 | 158  | 50.8 | 177  |
| Somalia               | ..                                   | ..          | ..          | ..          | ..                                  | ..   | 56.9 | ..   |
| Sudan                 | 0.39                                 | 0.41        | 0.42        | 0.41        | 115                                 | 154  | 169  | 171  |
| Suriname              | 0.67                                 | 0.68        | 0.68        | 0.68        | 104                                 | 94   | 86.3 | 105  |
| Syria                 | 0.62                                 | 0.65        | 0.65        | 0.65        | 119                                 | 111  | 92.7 | 116  |
| Tajikistan            | 0.58                                 | 0.61        | 0.62        | 0.62        | 99                                  | 112  | 127  | 125  |
| Togo                  | 0.44                                 | 0.45        | 0.46        | 0.46        | 114                                 | 139  | 162  | 159  |
| Tunisia               | 0.68                                 | 0.71        | 0.71        | 0.71        | 71                                  | 81   | 94   | 94   |
| Turkey                | 0.68                                 | 0.72        | 0.72        | 0.72        | 61                                  | 83   | 92   | 90   |
| Turkmenistan          | ..                                   | 0.69        | 0.69        | 0.70        | 102                                 | 87   | 90.7 | 102  |
| U.A.E.                | 0.83                                 | 0.82        | 0.82        | 0.82        | 31                                  | 32   | 30   | 41   |
| Uganda                | 0.41                                 | 0.45        | 0.45        | 0.46        | 118                                 | 143  | 161  | 161  |
| Uzbekistan            | 0.62                                 | 0.64        | 0.65        | 0.65        | 97                                  | 102  | 115  | 114  |
| Yemen                 | 0.43                                 | 0.47        | 0.46        | 0.46        | 154                                 | 133  | 69.8 | 160  |
| <b>IDB-56</b>         | <b>0.52</b>                          | <b>0.56</b> | <b>0.56</b> | <b>0.56</b> |                                     |      |      |      |
| <b>Of which:</b>      |                                      |             |             |             |                                     |      |      |      |
| SSA-22*               | 0.38                                 | 0.41        | 0.41        | 0.41        |                                     |      |      |      |
| MENA-19*              | 0.68                                 | 0.70        | 0.70        | 0.70        |                                     |      |      |      |
| ASIA-8*               | 0.57                                 | 0.60        | 0.61        | 0.61        |                                     |      |      |      |
| CIT-7*                | 0.65                                 | 0.68        | 0.69        | 0.69        |                                     |      |      |      |
| LDMC-25*              | 0.39                                 | 0.43        | 0.43        | 0.43        |                                     |      |      |      |
| NON-LDMC-31*          | 0.65                                 | 0.68        | 0.68        | 0.68        |                                     |      |      |      |
| Oil-Exporters-22*     | 0.59                                 | 0.62        | 0.63        | 0.63        |                                     |      |      |      |
| Non-Oil-Exporters-34* | 0.48                                 | 0.51        | 0.52        | 0.52        |                                     |      |      |      |
| <b>OIC-57</b>         | <b>0.52</b>                          | <b>0.56</b> | <b>0.56</b> | <b>0.56</b> |                                     |      |      |      |
| <b>Memo:</b>          |                                      |             |             |             |                                     |      |      |      |
| World                 | 0.67                                 | 0.69        | 0.69        | 0.69        |                                     |      |      |      |
| Developed Countries   | ..                                   | ..          | ..          | ..          |                                     |      |      |      |
| Developing Countries  | ..                                   | ..          | ..          | ..          |                                     |      |      |      |
| LDCs                  | 0.40                                 | 0.44        | 0.45        | 0.45        |                                     |      |      |      |

\* See technical notes for country composition of the groupings

**Figure 1.5: Internet use and personal computers**

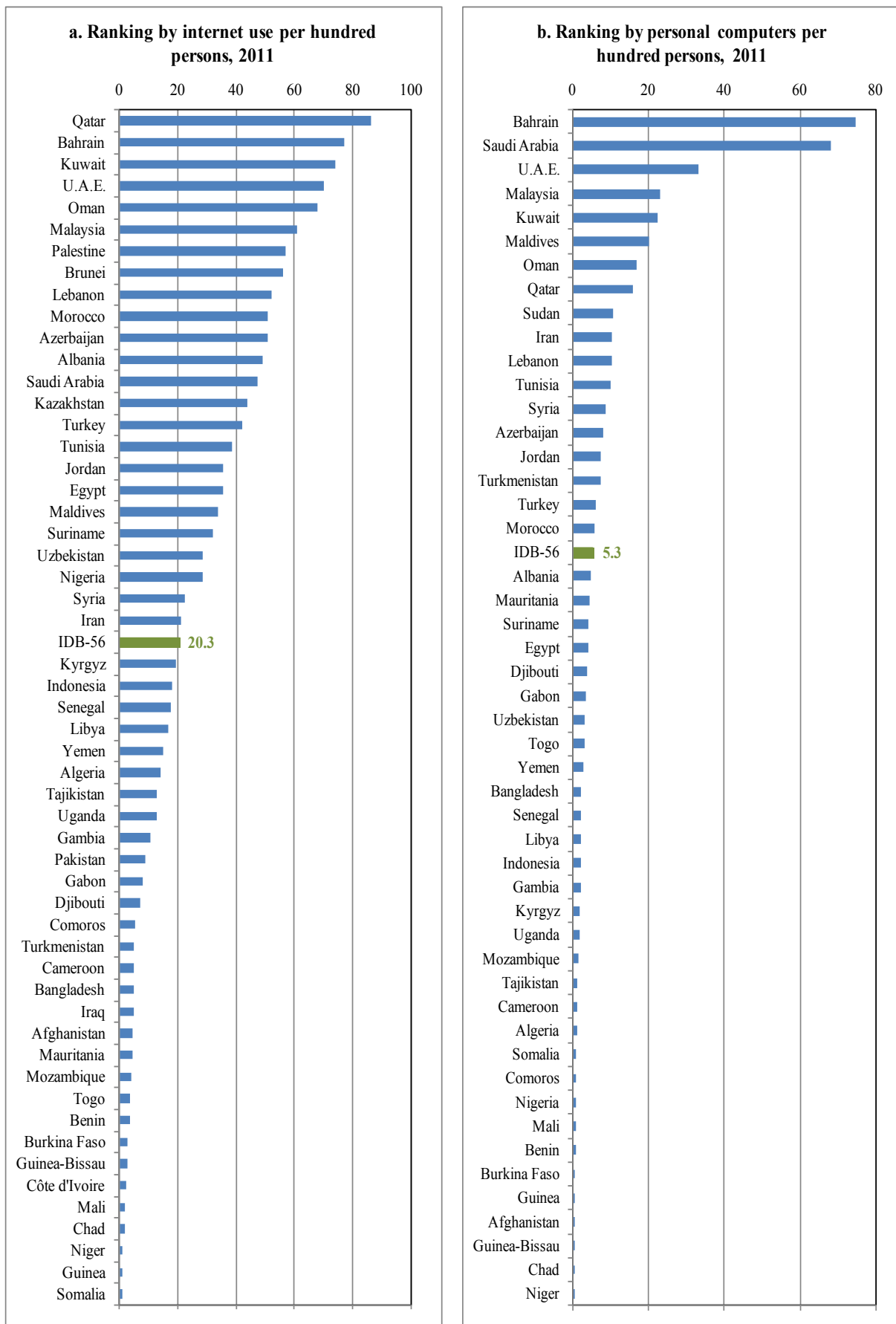






Table 1.14: Science and Technology Indicators

| Country               | Researchers in R&D | Technicians in R&D | Science and technical journal articles | R&D Expenditure | High-technology exports |                           | Patent applications filed |               | Trade mark applications filed |
|-----------------------|--------------------|--------------------|--|-----------------|-------------------------|---------------------------|---------------------------|---------------|-------------------------------|
|                       | per million people | per million people |  | % of GDP        | US\$ millions           | % of manufactured exports | Residents                 | Non-residents | Total                         |
|                       | 2001-2010          | 2001-2010          | 2009                                   | 2001-2010       | 2010                    | 2010                      | 2010                      | 2010          | 2010                          |
| Afghanistan           | ..                 | ..                 | 12                                     | ..              | ..                      | ..                        | ..                        | ..            | ..                            |
| Albania               | 146.8              | 37.7               | 8                                      | 0.2             | 8.6                     | 0.9                       | ..                        | ..            | 2,920                         |
| Algeria               | 170.1              | 34.5               | 607                                    | 0.1             | 5.1                     | 0.5                       | 76                        | 730           | 5,632                         |
| Azerbaijan            | ..                 | ..                 | 151                                    | 0.3             | 5.7                     | 1.1                       | ..                        | ..            | 3,310                         |
| Bahrain               | ..                 | ..                 | 36                                     | ..              | 1.0                     | 0.1                       | ..                        | ..            | 2,044                         |
| Bangladesh            | ..                 | ..                 | 260                                    | ..              | ..                      | ..                        | 66                        | 276           | 10,231                        |
| Benin                 | ..                 | ..                 | 48                                     | ..              | ..                      | ..                        | ..                        | ..            | ..                            |
| Brunei                | 286.3              | ..                 | 11                                     | 0.04            | ..                      | ..                        | ..                        | ..            | ..                            |
| Burkina Faso          | 45.1               | 35.2               | 50                                     | 0.2             | 2.9                     | 7.8                       | 2                         | ..            | 34                            |
| Cameroon              | ..                 | ..                 | 145                                    | ..              | 14.2                    | 4.9                       | ..                        | ..            | ..                            |
| Chad                  | ..                 | ..                 | 2                                      | ..              | ..                      | ..                        | ..                        | ..            | ..                            |
| Comoros               | ..                 | ..                 | 1                                      | ..              | ..                      | ..                        | ..                        | ..            | ..                            |
| Côte d'Ivoire         | 70.4               | ..                 | 56                                     | ..              | ..                      | ..                        | ..                        | ..            | ..                            |
| Djibouti              | ..                 | ..                 | 2                                      | ..              | ..                      | ..                        | ..                        | ..            | ..                            |
| Egypt                 | 420.4              | 393.7              | 2,247                                  | 0.2             | 96.2                    | 0.9                       | 605                       | 1,625         | 3,955                         |
| Gabon                 | ..                 | ..                 | 18                                     | 0.6             | ..                      | ..                        | ..                        | ..            | ..                            |
| Gambia                | ..                 | ..                 | 20                                     | 0.02            | ..                      | ..                        | ..                        | ..            | ..                            |
| Guinea                | ..                 | ..                 | 3                                      | ..              | ..                      | ..                        | ..                        | ..            | ..                            |
| Guinea-Bissau         | ..                 | ..                 | 6                                      | ..              | ..                      | ..                        | ..                        | ..            | ..                            |
| Indonesia             | 89.6               | ..                 | 262                                    | 0.1             | 6,673.4                 | 11.4                      | ..                        | ..            | 47,794                        |
| Iran                  | 750.7              | ..                 | 6,313                                  | 0.8             | 584.3                   | 4.5                       | ..                        | ..            | 3,096                         |
| Iraq                  | 49.5               | 26.1               | 70                                     | ..              | ..                      | ..                        | ..                        | ..            | ..                            |
| Jordan                | ..                 | ..                 | 383                                    | 0.4             | 122.3                   | 2.9                       | 45                        | 429           | 5,971                         |
| Kazakhstan            | ..                 | ..                 | 99                                     | 0.2             | 2,109.7                 | ..                        | ..                        | ..            | 3,615                         |
| Kuwait                | 151.9              | 34.8               | 214                                    | 0.1             | ..                      | ..                        | ..                        | ..            | ..                            |
| Kyrgyz Republic       | ..                 | ..                 | 15                                     | 0.2             | 2.4                     | 1.0                       | 134                       | 6             | 2,535                         |
| Lebanon               | ..                 | ..                 | 256                                    | ..              | 278.6                   | 12.8                      | ..                        | ..            | ..                            |
| Libya                 | ..                 | ..                 | 34                                     | ..              | ..                      | ..                        | ..                        | ..            | ..                            |
| Malaysia              | 364.6              | 43.0               | 1,351                                  | 0.6             | 59,331.8                | 44.5                      | 1,233                     | 5,230         | 26,370                        |
| Maldives              | ..                 | ..                 | 3                                      | ..              | ..                      | ..                        | ..                        | ..            | ..                            |
| Mali                  | 37.7               | 11.7               | 25                                     | 0.2             | 1.7                     | 2.4                       | ..                        | ..            | ..                            |
| Mauritania            | ..                 | ..                 | 3                                      | ..              | ..                      | ..                        | ..                        | ..            | ..                            |
| Morocco               | 661.0              | 60.9               | 391                                    | 0.6             | 897.3                   | 7.7                       | 152                       | 882           | 11,030                        |
| Mozambique            | 15.8               | 35.4               | 29                                     | 0.2             | 0.5                     | 1.3                       | ..                        | ..            | 891                           |
| Niger                 | 7.8                | 10.5               | 16                                     | ..              | 3.8                     | 6.6                       | ..                        | ..            | ..                            |
| Nigeria               | 38.6               | 12.5               | 462                                    | 0.2             | 63.0                    | 1.1                       | ..                        | ..            | ..                            |
| Oman                  | ..                 | ..                 | 114                                    | ..              | 17.8                    | 0.6                       | ..                        | ..            | 1,913                         |
| Pakistan              | 161.9              | 64.5               | 1,043                                  | 0.5             | 262.1                   | 1.7                       | ..                        | ..            | ..                            |
| Palestine             | 144.3              | 26.9               | ..                                     | ..              | ..                      | ..                        | ..                        | ..            | ..                            |
| Qatar                 | ..                 | ..                 | 64                                     | ..              | 0.9                     | ..                        | ..                        | ..            | ..                            |
| Saudi Arabia          | ..                 | ..                 | 710                                    | 0.1             | 200.9                   | 0.7                       | 288                       | 643           | ..                            |
| Senegal               | 384.1              | 52.6               | 56                                     | 0.4             | 9.3                     | 1.2                       | ..                        | ..            | ..                            |
| Sierra-Leone          | ..                 | ..                 | 3                                      | ..              | ..                      | ..                        | ..                        | ..            | 676                           |
| Somalia               | ..                 | ..                 | 1                                      | ..              | ..                      | ..                        | ..                        | ..            | ..                            |
| Sudan                 | ..                 | ..                 | 63                                     | 0.3             | ..                      | ..                        | ..                        | ..            | 1,026                         |
| Suriname              | ..                 | ..                 | 1                                      | ..              | 4.7                     | 12.1                      | ..                        | ..            | ..                            |
| Syria                 | ..                 | ..                 | 72                                     | ..              | ..                      | ..                        | ..                        | ..            | 2,362                         |
| Tajikistan            | ..                 | ..                 | 12                                     | 0.1             | ..                      | ..                        | 7                         | 3             | 2,293                         |
| Togo                  | 38.2               | 18.4               | 7                                      | ..              | ..                      | ..                        | ..                        | ..            | ..                            |
| Tunisia               | 1,862.5            | 43.2               | 1,022                                  | 1.1             | 611.2                   | 4.9                       | ..                        | ..            | ..                            |
| Turkey                | 803.9              | 122.1              | 8,301                                  | 0.8             | 1,713.8                 | 1.9                       | ..                        | ..            | 8,241                         |
| Turkmenistan          | ..                 | ..                 | 1                                      | ..              | ..                      | ..                        | ..                        | ..            | 2,245                         |
| U.A.E.                | ..                 | ..                 | 265                                    | ..              | 50.5                    | ..                        | ..                        | ..            | ..                            |
| Uganda                | ..                 | ..                 | 143                                    | 0.4             | 6.2                     | 2.4                       | ..                        | ..            | ..                            |
| Uzbekistan            | ..                 | ..                 | 139                                    | ..              | ..                      | ..                        | 370                       | 262           | 4,863                         |
| Yemen                 | ..                 | ..                 | 25                                     | ..              | ..                      | ..                        | 20                        | 55            | 4,165                         |
| <b>IDB-56</b>         | ..                 | ..                 | <b>25,647</b>                          | ..              | ..                      | ..                        | ..                        | ..            | ..                            |
| <b>Of which:</b>      |                    |                    |  |                 |                         |                           |                           |               |                               |
| SSA-22*               | ..                 | ..                 | 1,156                                  | ..              | ..                      | ..                        | ..                        | ..            | ..                            |
| MENA-19*              | ..                 | ..                 | 21,124                                 | ..              | ..                      | ..                        | ..                        | ..            | ..                            |
| ASIA-8*               | ..                 | ..                 | 2,942                                  | ..              | ..                      | ..                        | ..                        | ..            | ..                            |
| CIT-7*                | ..                 | ..                 | 425                                    | ..              | ..                      | ..                        | ..                        | ..            | ..                            |
| LDMC-25*              | ..                 | ..                 | 802                                    | ..              | ..                      | ..                        | ..                        | ..            | ..                            |
| NON-LDMC-31*          | ..                 | ..                 | 24,845                                 | ..              | ..                      | ..                        | ..                        | ..            | ..                            |
| Oil-Exporters-22*     | ..                 | ..                 | 13,108                                 | ..              | ..                      | ..                        | ..                        | ..            | ..                            |
| Non-Oil-Exporters-34* | ..                 | ..                 | 12,539                                 | ..              | ..                      | ..                        | ..                        | ..            | ..                            |
| <b>OIC-57</b>         | ..                 | ..                 | <b>25,650</b>                          | ..              | ..                      | ..                        | ..                        | ..            | ..                            |
| <b>Memo:</b>          |                    |                    |  |                 |                         |                           |                           |               |                               |
| World                 | 1,269.5            | ..                 | 788,333                                | 2.1             | ..                      | 17.5                      | ..                        | ..            | ..                            |
| Developed Countries   | 3,981.8            | ..                 | 618,971                                | 2.4             | ..                      | 17.4                      | 775,219                   | 450,049       | 1,183,907                     |
| Developing Countries  | ..                 | ..                 | 28,048                                 | 0.6             | ..                      | 10.9                      | ..                        | ..            | ..                            |
| LDCs                  | ..                 | ..                 | 1,399                                  | ..              | ..                      | ..                        | ..                        | ..            | ..                            |

\* See technical notes for country composition of the groupings.

**Table 1.15: Employment Indicators**

| Country               | Labor force         |              |                           | Percentage of labour force in   |                                     |                                 |                                     |                                 |                                     |
|-----------------------|---------------------|--------------|---------------------------|---------------------------------|-------------------------------------|---------------------------------|-------------------------------------|---------------------------------|-------------------------------------|
|                       | Total in (millions) |              | Average Annual Growth (%) | Agriculture                     |                                     | Industry                        |                                     | Services                        |                                     |
|                       |                     |              |                           | % male in total male employment | % female in total female employment | % male in total male employment | % female in total female employment | % male in total male employment | % female in total female employment |
|                       | 1990                | 2010         | 1991-2010                 | 2001-2010                       | 2001-2010                           | 2001-2010                       | 2001-2010                           | 2001-2010                       | 2001-2010                           |
| Afghanistan           | 5.0                 | 9.1          | 2.9                       | ..                              | ..                                  | ..                              | ..                                  | ..                              | ..                                  |
| Albania               | 1.4                 | 1.5          | 0.3                       | ..                              | ..                                  | ..                              | ..                                  | ..                              | ..                                  |
| Algeria               | 6.0                 | 11.2         | 3.1                       | 20.4                            | 22.3                                | 25.6                            | 28.2                                | 53.8                            | 49.5                                |
| Azerbaijan            | 2.9                 | 4.6          | 2.3                       | 37.1                            | 40.2                                | 18.8                            | 6.6                                 | 44.0                            | 53.2                                |
| Bahrain               | 0.2                 | 0.7          | 6.0                       | 1.0                             | 0.1                                 | 18.2                            | 3.0                                 | 80.8                            | 96.9                                |
| Bangladesh            | 45.7                | 72.3         | 2.3                       | 41.8                            | 68.1                                | 15.1                            | 12.5                                | 43.0                            | 19.4                                |
| Benin                 | 1.9                 | 3.6          | 3.4                       | 53.1                            | 32.7                                | 9.8                             | 9.2                                 | 34.5                            | 57.5                                |
| Brunei                | 0.1                 | 0.2          | 3.1                       | 2.1                             | 0.3                                 | 28.6                            | 11.2                                | 69.3                            | 88.4                                |
| Burkina Faso          | 4.1                 | 7.5          | 3.1                       | 82.3                            | 87.2                                | 3.9                             | 2.1                                 | 13.7                            | 10.2                                |
| Cameroon              | 4.5                 | 8.2          | 3.0                       | 57.7                            | 64.7                                | 10.9                            | 7.4                                 | 23.5                            | 21.8                                |
| Chad                  | 2.4                 | 4.4          | 3.1                       | ..                              | ..                                  | ..                              | ..                                  | ..                              | ..                                  |
| Comoros               | 0.1                 | 0.2          | 3.3                       | ..                              | ..                                  | ..                              | ..                                  | ..                              | ..                                  |
| Côte d'Ivoire         | 4.6                 | 7.8          | 2.6                       | ..                              | ..                                  | ..                              | ..                                  | ..                              | ..                                  |
| Djibouti              | 0.1                 | 0.3          | 3.4                       | ..                              | ..                                  | ..                              | ..                                  | ..                              | ..                                  |
| Egypt                 | 16.8                | 27.1         | 2.4                       | 28.2                            | 45.6                                | 27.3                            | 5.6                                 | 44.4                            | 48.8                                |
| Gabon                 | 0.3                 | 0.6          | 2.7                       | 17.3                            | 33.7                                | 18.6                            | 2.5                                 | 64.1                            | 63.8                                |
| Gambia                | 0.4                 | 0.8          | 3.2                       | ..                              | ..                                  | ..                              | ..                                  | ..                              | ..                                  |
| Guinea                | 2.3                 | 4.1          | 2.9                       | ..                              | ..                                  | ..                              | ..                                  | ..                              | ..                                  |
| Guinea-Bissau         | 0.4                 | 0.6          | 2.5                       | ..                              | ..                                  | ..                              | ..                                  | ..                              | ..                                  |
| Indonesia             | 76.8                | 118.0        | 2.1                       | 39.0                            | 38.0                                | 22.0                            | 15.0                                | 40.0                            | 47.0                                |
| Iran                  | 13.3                | 25.3         | 3.2                       | 19.3                            | 30.6                                | 33.2                            | 27.3                                | 47.4                            | 41.9                                |
| Iraq                  | 3.9                 | 7.5          | 3.3                       | 17.1                            | 50.7                                | 21.6                            | 3.7                                 | 61.3                            | 45.6                                |
| Jordan                | 0.7                 | 1.6          | 4.3                       | 2.2                             | 1.0                                 | 20.5                            | 9.3                                 | 77.2                            | 89.7                                |
| Kazakhstan            | 7.8                 | 8.8          | 0.6                       | 31.1                            | 29.2                                | 26.0                            | 11.6                                | 42.9                            | 59.3                                |
| Kuwait                | 0.8                 | 1.4          | 2.7                       | 3.6                             | 0.0                                 | 26.7                            | 2.2                                 | 69.0                            | 96.9                                |
| Kyrgyz Republic       | 1.8                 | 2.5          | 1.7                       | 36.9                            | 35.4                                | 25.7                            | 10.7                                | 37.4                            | 53.9                                |
| Lebanon               | 0.8                 | 1.5          | 3.1                       | ..                              | ..                                  | ..                              | ..                                  | ..                              | ..                                  |
| Libya                 | 1.2                 | 2.4          | 3.6                       | ..                              | ..                                  | ..                              | ..                                  | ..                              | ..                                  |
| Malaysia              | 7.1                 | 12.0         | 2.6                       | 16.7                            | 9.0                                 | 32.0                            | 22.7                                | 51.3                            | 68.3                                |
| Maldives              | 0.1                 | 0.2          | 4.8                       | 14.0                            | 7.1                                 | 19.9                            | 31.8                                | 62.2                            | 56.1                                |
| Mali                  | 2.3                 | 4.3          | 3.1                       | 67.8                            | 63.9                                | 8.0                             | 2.7                                 | 24.1                            | 33.3                                |
| Mauritania            | 0.5                 | 1.1          | 3.8                       | ..                              | ..                                  | ..                              | ..                                  | ..                              | ..                                  |
| Morocco               | 7.9                 | 11.4         | 1.8                       | 34.2                            | 59.2                                | 24.0                            | 15.4                                | 41.6                            | 25.2                                |
| Mozambique            | 6.0                 | 11.1         | 3.0                       | 69.2                            | 89.9                                | 7.0                             | 0.4                                 | 23.8                            | 9.7                                 |
| Niger                 | 2.3                 | 5.1          | 4.0                       | 64.1                            | 37.8                                | 8.3                             | 18.4                                | 26.5                            | 43.0                                |
| Nigeria               | 30.6                | 50.3         | 2.5                       | 49.1                            | 38.7                                | 11.8                            | 11.2                                | 37.0                            | 47.9                                |
| Oman                  | 0.6                 | 1.2          | 3.9                       | ..                              | ..                                  | ..                              | ..                                  | ..                              | ..                                  |
| Pakistan              | 31.7                | 59.7         | 3.2                       | 36.9                            | 75.0                                | 22.1                            | 12.2                                | 40.9                            | 12.9                                |
| Palestine             | 0.4                 | 0.9          | 4.1                       | 10.1                            | 27.5                                | 29.0                            | 11.3                                | 60.9                            | 61.2                                |
| Qatar                 | 0.3                 | 1.3          | 7.8                       | 2.7                             | 0.0                                 | 58.3                            | 4.8                                 | 38.9                            | 94.9                                |
| Saudi Arabia          | 5.0                 | 9.6          | 3.2                       | 4.7                             | 0.2                                 | 23.3                            | 1.5                                 | 72.0                            | 98.4                                |
| Senegal               | 2.9                 | 5.4          | 3.1                       | 34.1                            | 33.0                                | 20.2                            | 4.9                                 | 32.7                            | 42.3                                |
| Sierra-Leone          | 1.5                 | 2.3          | 2.0                       | 66.0                            | 71.1                                | 10.3                            | 2.5                                 | 23.7                            | 26.4                                |
| Somalia               | 2.1                 | 2.9          | 1.7                       | ..                              | ..                                  | ..                              | ..                                  | ..                              | ..                                  |
| Sudan                 | 6.1                 | 10.8         | 2.9                       | ..                              | ..                                  | ..                              | ..                                  | ..                              | ..                                  |
| Suriname              | 0.2                 | 0.2          | 1.3                       | 9.9                             | 4.5                                 | 30.8                            | 8.4                                 | 54.6                            | 82.2                                |
| Syria                 | 3.2                 | 5.5          | 2.6                       | 13.6                            | 23.8                                | 35.8                            | 9.3                                 | 50.7                            | 66.9                                |
| Tajikistan            | 2.0                 | 2.8          | 1.7                       | 41.8                            | 75.1                                | 27.1                            | 4.8                                 | 30.8                            | 19.7                                |
| Togo                  | 1.5                 | 2.9          | 3.4                       | 60.5                            | 48.2                                | 9.5                             | 4.4                                 | 28.6                            | 45.7                                |
| Tunisia               | 2.4                 | 3.8          | 2.3                       | ..                              | ..                                  | ..                              | ..                                  | ..                              | ..                                  |
| Turkey                | 19.9                | 26.5         | 1.4                       | 17.5                            | 39.3                                | 30.3                            | 15.9                                | 52.2                            | 44.7                                |
| Turkmenistan          | 1.3                 | 2.2          | 2.5                       | ..                              | ..                                  | ..                              | ..                                  | ..                              | ..                                  |
| U.A.E.                | 0.9                 | 4.9          | 8.5                       | 5.2                             | 0.2                                 | 28.3                            | 7.1                                 | 66.3                            | 92.5                                |
| Uganda                | 7.6                 | 13.4         | 2.9                       | 68.6                            | 81.7                                | 8.6                             | 2.8                                 | 22.7                            | 15.5                                |
| Uzbekistan            | 7.2                 | 12.3         | 2.7                       | ..                              | ..                                  | ..                              | ..                                  | ..                              | ..                                  |
| Yemen                 | 2.5                 | 6.5          | 4.8                       | ..                              | ..                                  | ..                              | ..                                  | ..                              | ..                                  |
| <b>IDB-56</b>         | <b>362.4</b>        | <b>604.2</b> | <b>2.6</b>                | <b>37.5</b>                     | <b>48.2</b>                         | <b>20.5</b>                     | <b>12.5</b>                         | <b>41.7</b>                     | <b>38.8</b>                         |
| <b>Of which:</b>      |                     |              |                           |                                 |                                     |                                 |                                     |                                 |                                     |
| SSA-22*               | 84.4                | 147.8        | 2.8                       | ..                              | ..                                  | ..                              | ..                                  | ..                              | ..                                  |
| MENA-19*              | 86.8                | 150.1        | 2.7                       | 19.5                            | 33.5                                | 28.5                            | 14.2                                | 51.9                            | 52.2                                |
| ASIA-8*               | 166.7               | 271.6        | 2.4                       | 38.2                            | 53.3                                | 20.6                            | 14.0                                | 41.6                            | 32.7                                |
| CIT-7*                | 24.5                | 34.7         | 1.7                       | ..                              | ..                                  | ..                              | ..                                  | ..                              | ..                                  |
| LDMC-25*              | 101.9               | 175.2        | 2.7                       | ..                              | ..                                  | ..                              | ..                                  | ..                              | ..                                  |
| NON-LDMC-31*          | 260.5               | 429.0        | 2.5                       | 32.9                            | 41.6                                | 23.1                            | 13.7                                | 43.9                            | 44.2                                |
| Oil-Exporters-22*     | 128.7               | 224.4        | 2.8                       | 30.1                            | 32.7                                | 23.0                            | 13.0                                | 46.0                            | 53.4                                |
| Non-Oil-Exporters-34* | 233.7               | 379.8        | 2.4                       | ..                              | ..                                  | ..                              | ..                                  | ..                              | ..                                  |
| <b>OIC-57</b>         | <b>362.7</b>        | <b>604.5</b> | <b>2.6</b>                | <b>37.5</b>                     | <b>48.1</b>                         | <b>20.5</b>                     | <b>12.5</b>                         | <b>41.7</b>                     | <b>38.8</b>                         |
| <b>Memo:</b>          |                     |              |                           |                                 |                                     |                                 |                                     |                                 |                                     |
| World                 | 2,343.9             | 3,219.9      | 1.6                       | ..                              | ..                                  | ..                              | ..                                  | ..                              | ..                                  |
| Developed Countries   | 459.9               | 551.2        | 0.9                       | 3.9                             | 2.6                                 | 31.1                            | 10.7                                | 64.2                            | 86.2                                |
| Developing Countries  | 655.1               | 982.0        | 2.0                       | 46.0                            | 60.9                                | 21.0                            | 14.4                                | 32.7                            | 24.5                                |
| LDCs                  | 210.0               | 363.7        | 2.7                       | ..                              | ..                                  | ..                              | ..                                  | ..                              | ..                                  |

\* See technical notes for country composition of the groupings

**Table 1.16: Competitiveness**

| Country         | Average hours worked per week | Global Competitive Index (GCI) |           |           |           |           |           |
|-----------------|-------------------------------|--------------------------------|-----------|-----------|-----------|-----------|-----------|
|                 |                               | Score                          |           |           | Rank      |           |           |
|                 |                               | 2005-2009                      | 2010-2011 | 2011-2012 | 2012-2013 | 2010-2011 | 2011-2012 |
| Afghanistan     | ..                            | ..                             | ..        | ..        | ..        | ..        | ..        |
| Albania         | 43                            | 3.9                            | 4.1       | 3.9       | 88        | 78        | 89        |
| Algeria         | 44                            | 4.0                            | 4.0       | 3.7       | 86        | 87        | 110       |
| Azerbaijan      | 38                            | 4.3                            | 4.3       | 4.4       | 57        | 55        | 46        |
| Bahrain         | 45                            | 4.5                            | 4.5       | 4.6       | 37        | 37        | 35        |
| Bangladesh      | 44                            | 3.6                            | 3.7       | 3.6       | 107       | 108       | 118       |
| Benin           | ..                            | 3.7                            | 3.8       | 3.6       | 103       | 104       | 119       |
| Brunei          | 48                            | 4.8                            | 4.8       | 4.9       | 28        | 28        | 28        |
| Burkina Faso    | ..                            | 3.2                            | 3.3       | 3.3       | 134       | 136       | 133       |
| Cameroon        | ..                            | 3.6                            | 3.6       | 3.7       | 111       | 116       | 112       |
| Chad            | 47                            | ..                             | 2.9       | 3.1       | ..        | 142       | 139       |
| Comoros         | ..                            | ..                             | ..        | ..        | ..        | ..        | ..        |
| Côte d'Ivoire   | ..                            | 3.3                            | 3.4       | 3.4       | 129       | 129       | 131       |
| Djibouti        | ..                            | ..                             | ..        | ..        | ..        | ..        | ..        |
| Egypt           | 45                            | 4.0                            | 3.9       | 3.7       | 81        | 94        | 107       |
| Gabon           | ..                            | ..                             | ..        | 3.8       | ..        | ..        | 99        |
| Gambia          | 42                            | 3.9                            | 3.8       | 3.8       | 90        | 99        | 98        |
| Guinea          | ..                            | ..                             | ..        | 2.9       | ..        | ..        | 141       |
| Guinea-Bissau   | ..                            | ..                             | ..        | ..        | ..        | ..        | ..        |
| Indonesia       | 42                            | 4.4                            | 4.4       | 4.4       | 44        | 46        | 50        |
| Iran            | ..                            | 4.1                            | 4.3       | 4.2       | 69        | 62        | 66        |
| Iraq            | ..                            | ..                             | ..        | ..        | ..        | ..        | ..        |
| Jordan          | 46                            | 4.2                            | 4.2       | 4.2       | 65        | 71        | 64        |
| Kazakhstan      | 37                            | 4.1                            | 4.2       | 4.4       | 72        | 72        | 51        |
| Kuwait          | ..                            | 4.6                            | 4.6       | 4.6       | 35        | 34        | 37        |
| Kyrgyz Republic | 46                            | 3.5                            | 3.4       | 3.4       | 121       | 126       | 127       |
| Lebanon         | ..                            | 3.9                            | 3.9       | 3.9       | 92        | 89        | 91        |
| Libya           | ..                            | 3.7                            | ..        | 3.7       | 100       | ..        | 113       |
| Malaysia        | 48                            | 4.9                            | 5.1       | 5.1       | 26        | 21        | 25        |
| Maldives        | ..                            | ..                             | ..        | ..        | ..        | ..        | ..        |
| Mali            | 41                            | 3.3                            | 3.4       | 3.4       | 132       | 128       | 128       |
| Mauritania      | ..                            | 3.1                            | 3.2       | 3.3       | 135       | 137       | 134       |
| Morocco         | 50                            | 4.1                            | 4.2       | 4.1       | 75        | 73        | 70        |
| Mozambique      | 41                            | 3.3                            | 3.3       | 3.2       | 131       | 133       | 138       |
| Niger           | ..                            | ..                             | ..        | ..        | ..        | ..        | ..        |
| Nigeria         | 47                            | 3.4                            | 3.4       | 3.7       | 127       | 127       | 115       |
| Oman            | ..                            | 4.6                            | 4.6       | 4.7       | 34        | 32        | 32        |
| Pakistan        | 48                            | 3.5                            | 3.6       | 3.5       | 123       | 118       | 124       |
| Palestine       | ..                            | ..                             | ..        | ..        | ..        | ..        | ..        |
| Qatar           | 50                            | 5.1                            | 5.2       | 5.4       | 17        | 14        | 11        |
| Saudi Arabia    | 50                            | 4.9                            | 5.2       | 5.2       | 21        | 17        | 18        |
| Senegal         | ..                            | 3.7                            | 3.7       | 3.7       | 104       | 111       | 117       |
| Sierra-Leone    | ..                            | ..                             | ..        | 2.8       | ..        | ..        | 143       |
| Somalia         | ..                            | ..                             | ..        | ..        | ..        | ..        | ..        |
| Sudan           | 53                            | ..                             | ..        | ..        | ..        | ..        | ..        |
| Suriname        | 39                            | ..                             | 3.7       | 3.7       | ..        | 112       | 114       |
| Syria           | ..                            | 3.8                            | 3.8       | ..        | 97        | 98        | ..        |
| Tajikistan      | ..                            | 3.5                            | 3.8       | 3.8       | 116       | 105       | 100       |
| Togo            | ..                            | ..                             | ..        | ..        | ..        | ..        | ..        |
| Tunisia         | 48                            | 4.7                            | 4.5       | ..        | 32        | 40        | ..        |
| Turkey          | 48                            | 4.2                            | 4.3       | 4.5       | 61        | 59        | 43        |
| Turkmenistan    | ..                            | ..                             | ..        | ..        | ..        | ..        | ..        |
| U.A.E.          | 54                            | 4.9                            | 4.9       | 5.1       | 25        | 27        | 24        |
| Uganda          | 46                            | 3.5                            | 3.6       | 3.5       | 118       | 121       | 123       |
| Uzbekistan      | ..                            | ..                             | ..        | ..        | ..        | ..        | ..        |
| Yemen           | ..                            | ..                             | 3.1       | 3.0       | ..        | 138       | 140       |

\* See technical notes for country composition of the groupings.

**Part I**  
**Demographic and Human Development Indicators**

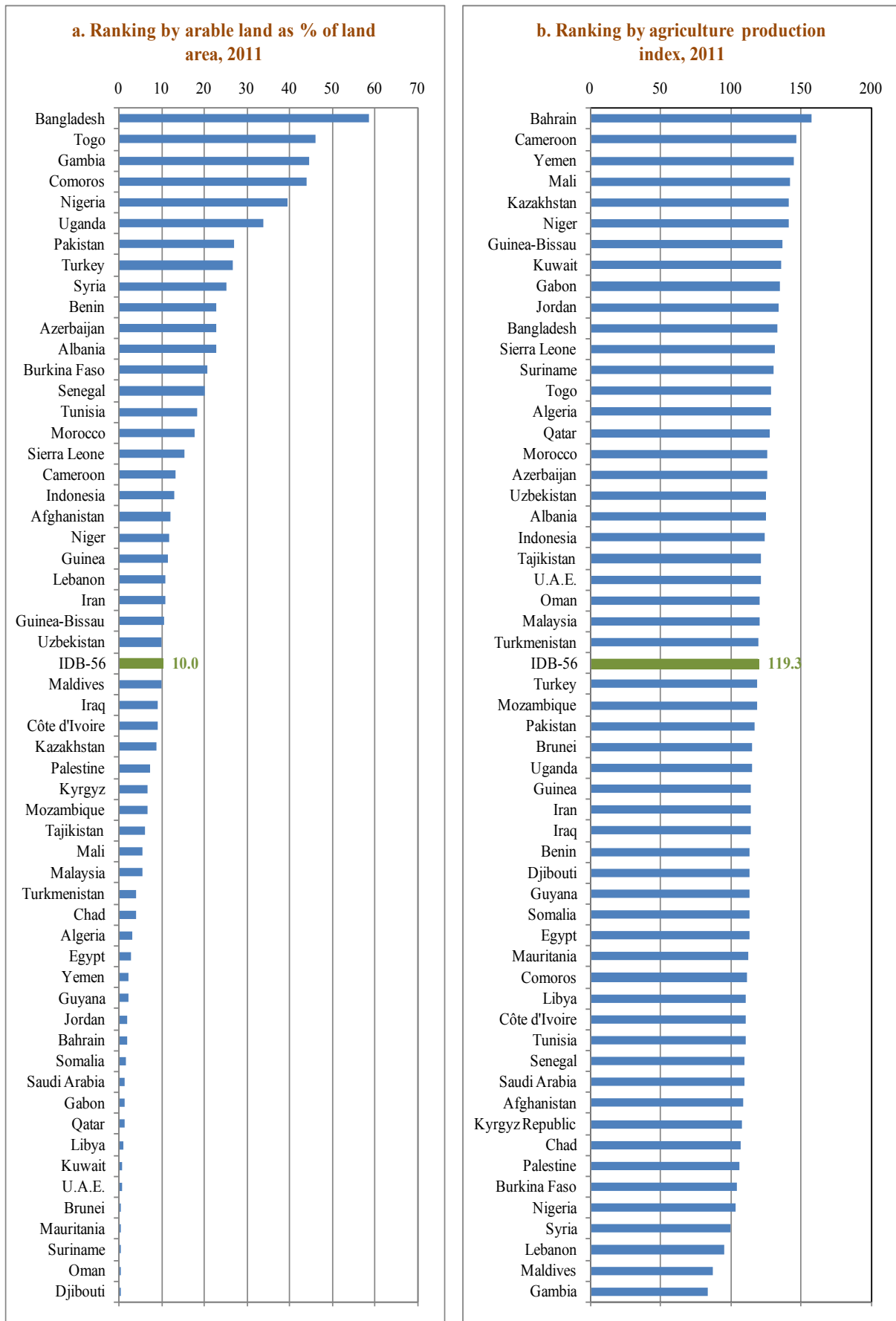
**Table 1.17: Environment Indicators**

| Country               | Forest area<br>(% of total land area) |             |             | Average Annual <sup>a</sup><br>deforestation<br>% | Carbon dioxide emissions  |                |                |                        |            |            |
|-----------------------|---------------------------------------|-------------|-------------|---|---------------------------|----------------|----------------|------------------------|------------|------------|
|                       |                                       |             |             |   | Total million metric tons |                |                | Per capita metric tons |            |            |
|                       | 1990                                  | 2005        | 2010        |   | 1990                      | 2000           | 2009           | 1990                   | 2000       | 2009       |
| Afghanistan           | 2.1                                   | 2.1         | 2.1         | ..  | 2.7                       | 0.8            | 6.3            | 0.1                    | 0.03       | 0.2        |
| Albania               | 28.8                                  | 28.5        | 28.3        | -0.09   | 7.5                       | 3.0            | 3.0            | 2.3                    | 1.0        | 0.9        |
| Algeria               | 0.7                                   | 0.6         | 0.6         | 0.6   | 78.9                      | 87.9           | 121.3          | 3.1                    | 2.9        | 3.5        |
| Azerbaijan            | 11.2                                  | 11.3        | 11.3        | ..  | ..                        | 29.5           | 49.1           | ..                     | 3.7        | 5.5        |
| Bahrain               | 0.3                                   | 0.6         | 1.3         | ..  | 11.9                      | 18.6           | 24.2           | 24.1                   | 29.2       | 20.7       |
| Bangladesh            | 11.5                                  | 11.2        | 11.1        | 0.2   | 15.5                      | 27.9           | 51.0           | 0.1                    | 0.2        | 0.3        |
| Benin                 | 52.1                                  | 43.5        | 41.2        | 1.0   | 0.7                       | 1.6            | 4.9            | 0.1                    | 0.2        | 0.6        |
| Brunei                | 78.4                                  | 73.8        | 72.1        | ..  | 6.4                       | 6.5            | 9.3            | 25.5                   | 20.0       | 23.7       |
| Burkina Faso          | 25.0                                  | 21.7        | 20.6        | 1.0   | 0.6                       | 1.0            | 1.7            | 0.06                   | 0.08       | 0.1        |
| Cameroon              | 51.4                                  | 44.5        | 42.1        | 1.0   | 1.7                       | 3.4            | 6.7            | 0.1                    | 0.2        | 0.3        |
| Chad                  | 10.4                                  | 9.5         | 9.2         | 0.7   | 0.1                       | 0.2            | 0.4            | 0.02                   | 0.02       | 0.04       |
| Comoros               | 6.5                                   | 2.7         | 1.6         | ..  | 0.08                      | 0.08           | 0.1            | 0.2                    | 0.1        | 0.2        |
| Côte d'Ivoire         | 32.1                                  | 32.7        | 32.7        | -0.07   | 5.8                       | 6.8            | 6.6            | 0.5                    | 0.4        | 0.3        |
| Djibouti              | 0.3                                   | 0.3         | 0.3         | ..  | 0.4                       | 0.4            | 0.5            | 0.7                    | 0.6        | 0.6        |
| Egypt                 | 0.04                                  | 0.07        | 0.07        | -1.7  | 75.9                      | 141.3          | 216.1          | 1.3                    | 2.1        | 2.7        |
| Gabon                 | 85.4                                  | 85.4        | 85.4        | ..  | 4.8                       | 1.1            | 1.6            | 5.2                    | 0.9        | 1.1        |
| Gambia                | 44.2                                  | 47.1        | 48.0        | -0.4  | 0.2                       | 0.3            | 0.4            | 0.2                    | 0.2        | 0.3        |
| Guinea                | 29.6                                  | 27.4        | 26.6        | 0.5   | 1.1                       | 1.3            | 1.2            | 0.2                    | 0.2        | 0.1        |
| Guinea-Bissau         | 78.8                                  | 73.7        | 71.9        | 0.5   | 0.3                       | 0.2            | 0.3            | 0.2                    | 0.2        | 0.2        |
| Indonesia             | 65.4                                  | 54.0        | 52.1        | 0.5   | 149.6                     | 263.4          | 451.8          | 0.8                    | 1.2        | 1.9        |
| Iran                  | 6.8                                   | 6.8         | 6.8         | ..  | 211.1                     | 372.7          | 602.1          | 3.8                    | 5.7        | 8.2        |
| Iraq                  | 1.8                                   | 1.9         | 1.9         | -0.09   | 52.6                      | 72.4           | 109.0          | 2.9                    | 3.0        | 3.5        |
| Jordan                | 1.1                                   | 1.1         | 1.1         | ..  | 10.4                      | 15.5           | 22.5           | 3.3                    | 3.2        | 3.8        |
| Kazakhstan            | 1.3                                   | 1.2         | 1.2         | 0.2   | ..                        | 127.8          | 225.8          | ..                     | 8.6        | 14.0       |
| Kuwait                | 0.2                                   | 0.3         | 0.3         | -1.8  | 48.3                      | 55.2           | 80.2           | 23.1                   | 28.4       | 30.3       |
| Kyrgyz Republic       | 4.4                                   | 4.5         | 5.0         | -1.1  | ..                        | 4.5            | 6.7            | ..                     | 0.9        | 1.2        |
| Lebanon               | 12.8                                  | 13.4        | 13.4        | -0.5  | 9.1                       | 15.4           | 21.0           | 3.1                    | 4.1        | 5.0        |
| Libya                 | 0.1                                   | 0.1         | 0.1         | ..  | 36.8                      | 47.1           | 62.9           | 8.5                    | 9.0        | 10.0       |
| Malaysia              | 68.1                                  | 63.6        | 62.3        | 0.5   | 56.6                      | 126.6          | 198.3          | 3.1                    | 5.4        | 7.1        |
| Maldives              | 3.3                                   | 3.3         | 3.3         | ..  | 0.2                       | 0.5            | 1.0            | 0.7                    | 1.8        | 3.3        |
| Mali                  | 11.5                                  | 10.6        | 10.2        | 0.6   | 0.4                       | 0.5            | 0.6            | 0.05                   | 0.05       | 0.04       |
| Mauritania            | 0.4                                   | 0.3         | 0.2         | 2.7   | 2.7                       | 1.2            | 2.1            | 1.3                    | 0.5        | 0.6        |
| Morocco               | 11.3                                  | 11.4        | 11.5        | -0.2  | 23.5                      | 33.9           | 48.8           | 1.0                    | 1.2        | 1.5        |
| Mozambique            | 55.2                                  | 51.0        | 49.6        | 0.5   | 1.0                       | 1.3            | 2.6            | 0.07                   | 0.07       | 0.1        |
| Niger                 | 1.5                                   | 1.0         | 1.0         | 1.0   | 0.8                       | 0.8            | 1.2            | 0.1                    | 0.07       | 0.08       |
| Nigeria               | 18.9                                  | 12.2        | 9.9         | 3.7   | 45.4                      | 79.2           | 70.2           | 0.5                    | 0.6        | 0.5        |
| Oman                  | 0.006                                 | 0.006       | 0.006       | ..  | 11.4                      | 22.6           | 41.1           | 6.1                    | 10.0       | 15.2       |
| Pakistan              | 3.3                                   | 2.5         | 2.2         | 2.2   | 68.6                      | 106.4          | 161.2          | 0.6                    | 0.7        | 0.9        |
| Palestine             | 1.5                                   | 1.5         | 1.5         | ..  | ..                        | 0.8            | 2.2            | ..                     | 0.3        | 0.6        |
| Qatar                 | ..                                    | ..          | ..          | ..  | 11.8                      | 34.7           | 70.3           | 24.9                   | 58.8       | 44.0       |
| Saudi Arabia          | 0.5                                   | 0.5         | 0.5         | ..  | 217.9                     | 296.9          | 432.8          | 13.5                   | 14.8       | 16.1       |
| Senegal               | 48.6                                  | 45.0        | 44.0        | 0.5   | 3.2                       | 3.9            | 4.6            | 0.4                    | 0.4        | 0.4        |
| Sierra-Leone          | 43.5                                  | 39.4        | 38.1        | 0.7   | 0.4                       | 0.4            | 1.4            | 0.10                   | 0.1        | 0.2        |
| Somalia               | 13.2                                  | 11.4        | 10.8        | 1.1   | 0.02                      | 0.5            | 0.6            | 0.003                  | 0.07       | 0.07       |
| Sudan                 | 32.1                                  | 29.6        | 29.4        | 0.08  | 5.6                       | 5.5            | 14.3           | 0.2                    | 0.2        | 0.3        |
| Suriname              | 94.7                                  | 94.7        | 94.6        | ..  | 1.8                       | 2.1            | 2.5            | 4.5                    | 4.6        | 4.8        |
| Syria                 | 2.0                                   | 2.5         | 2.7         | -1.3  | 37.5                      | 51.0           | 65.3           | 3.0                    | 3.2        | 3.3        |
| Tajikistan            | 2.9                                   | 2.9         | 2.9         | ..  | ..                        | 2.2            | 2.8            | ..                     | 0.4        | 0.4        |
| Togo                  | 12.6                                  | 7.1         | 5.3         | 5.1   | 0.8                       | 1.4            | 1.5            | 0.2                    | 0.3        | 0.3        |
| Tunisia               | 4.1                                   | 5.9         | 6.5         | -1.9  | 13.3                      | 19.9           | 25.2           | 1.6                    | 2.1        | 2.4        |
| Turkey                | 12.6                                  | 14.0        | 14.7        | -1.1  | 145.9                     | 216.1          | 277.8          | 2.7                    | 3.4        | 3.9        |
| Turkmenistan          | 8.8                                   | 8.8         | 8.8         | ..  | ..                        | 35.6           | 48.2           | ..                     | 7.9        | 9.7        |
| U.A.E.                | 2.9                                   | 3.7         | 3.8         | -0.2  | 52.0                      | 112.6          | 156.8          | 28.8                   | 37.1       | 22.6       |
| Uganda                | 23.8                                  | 17.2        | 15.0        | 2.6   | 0.8                       | 1.5            | 3.5            | 0.05                   | 0.06       | 0.1        |
| Uzbekistan            | 7.2                                   | 7.7         | 7.7         | -0.2  | ..                        | 120.0          | 116.5          | ..                     | 4.9        | 4.2        |
| Yemen                 | 1.0                                   | 1.0         | 1.0         | ..  | 9.6                       | 14.6           | 24.0           | 0.8                    | 0.8        | 1.0        |
| <b>IDB-56</b>         | <b>15.1</b>                           | <b>13.6</b> | <b>13.2</b> | <b>0.4</b>  | <b>1,443.5</b>            | <b>2,599.1</b> | <b>3,864.3</b> | <b>1.5</b>             | <b>2.0</b> | <b>2.5</b> |
| <b>Of which:</b>      |                                       |             |             |   |                           |                |                |                        |            |            |
| SSA-22*               | 23.2                                  | 20.8        | 20.1        | 1.0   | 76.8                      | 112.8          | 127.0          | 0.3                    | 0.4        | 0.3        |
| MENA-19*              | 2.6                                   | 2.8         | 2.8         | -0.2  | 1,057.8                   | 1,629.5        | 2,403.7        | 3.5                    | 4.4        | 5.5        |
| ASIA-8*               | 41.9                                  | 36.0        | 34.9        | 0.8   | 301.3                     | 534.3          | 881.5          | 0.7                    | 1.0        | 1.4        |
| CIT-7*                | 3.4                                   | 3.4         | 3.4         | 0.04  | 7.5                       | 322.7          | 452.1          | --                     | 4.9        | 6.2        |
| LDMC-25*              | 17.7                                  | 16.1        | 15.7        | 0.7   | 47.0                      | 73.6           | 136.0          | 0.2                    | 0.2        | 0.3        |
| NON-LDMC-31*          | 13.7                                  | 12.2        | 11.8        | 0.3   | 1,396.4                   | 2,525.5        | 3,728.4        | 1.9                    | 2.7        | 3.4        |
| Oil-Exporters-22*     | 10.8                                  | 9.9         | 9.7         | 0.2   | 952.5                     | 1,822.3        | 2,678.6        | 2.6                    | 3.5        | 4.2        |
| Non-Oil-Exporters-34* | 22.5                                  | 19.8        | 19.2        | 0.7   | 491.0                     | 776.9          | 1,185.7        | 0.8                    | 1.0        | 1.3        |
| <b>OIC-57</b>         | <b>15.5</b>                           | <b>14.0</b> | <b>13.6</b> | <b>0.4</b>  | <b>1,444.6</b>            | <b>2,600.8</b> | <b>3,865.9</b> | <b>1.5</b>             | <b>2.0</b> | <b>2.5</b> |
| <b>Memo:</b>          |                                       |             |             |   |                           |                |                |                        |            |            |
| World                 | 32.0                                  | 31.2        | 31.1        | ..  | 22,274.2                  | 24,810.9       | 32,042.2       | 4.2                    | 4.1        | 4.7        |
| Developed Countries   | 27.9                                  | 28.4        | 28.7        | 0.2   | 11,545.2                  | 13,096.8       | 12,727.0       | 11.8                   | 12.5       | 11.4       |
| Developing Countries  | 31.6                                  | 29.2        | 28.6        | -0.1  | 1,976.9                   | 2,623.7        | 3,884.9        | 1.1                    | 1.2        | 1.6        |
| LDCs                  | 32.7                                  | 30.5        | 29.8        | 0.1   | 74.9                      | 111.1          | 205.3          | 0.1                    | 0.2        | 0.3        |

\* See technical notes for country composition of the groupings.

a. Positive numbers indicate loss of forest area; negative numbers indicate gain in forest area.

**Figure 1.6: Land use and agriculture production**



**Part I**  
**Demographic and Human Development Indicators**

**Table 1.18: Land Use Indicators**

| Country               | Share in Total Land Area (%) |            |             |                    |            |            |             |             |             | Arable Land           |            |            |
|-----------------------|------------------------------|------------|-------------|--------------------|------------|------------|-------------|-------------|-------------|-----------------------|------------|------------|
|                       | Arable Land*                 |            |             | Permanent Cropland |            |            | Others      |             |             | (hectares per person) |            |            |
|                       | 1990                         | 2010       | 2011        | 1990               | 2010       | 2011       | 1990        | 2010        | 2011        | 1990                  | 2010       | 2011       |
| Afghanistan           | 12.1                         | 11.9       | 11.9        | 0.2                | 0.2        | 0.2        | 87.7        | 87.9        | 87.9        | 0.4                   | 0.2        | 0.2        |
| Albania               | 21.1                         | 22.8       | 22.7        | 4.6                | 2.6        | 2.7        | 74.3        | 74.6        | 74.6        | 0.2                   | 0.2        | 0.2        |
| Algeria               | 3.0                          | 3.1        | 3.2         | 0.2                | 0.4        | 0.4        | 96.8        | 96.5        | 96.5        | 0.3                   | 0.2        | 0.2        |
| Azerbaijan            | ..                           | 22.8       | 22.8        | ..                 | 2.8        | 2.7        | ..          | 74.5        | 74.4        | ..                    | 0.2        | 0.2        |
| Bahrain               | 2.9                          | 1.8        | 1.8         | 2.9                | 3.9        | 3.9        | 94.2        | 94.3        | 94.3        | 0.004                 | 0.001      | 0.0010     |
| Bangladesh            | 72.6                         | 59.5       | 58.6        | 2.5                | 6.9        | 6.9        | 24.8        | 33.6        | 34.5        | 0.09                  | 0.05       | 0.05       |
| Benin                 | 14.3                         | 22.5       | 22.9        | 0.9                | 2.7        | 2.7        | 84.7        | 74.8        | 74.5        | 0.3                   | 0.3        | 0.3        |
| Brunei                | 0.4                          | 0.6        | 0.6         | 0.8                | 0.9        | 0.9        | 98.9        | 98.5        | 98.5        | 0.008                 | 0.008      | 0.007      |
| Burkina Faso          | 12.9                         | 21.9       | 20.8        | 0.2                | 0.2        | 0.2        | 86.9        | 77.8        | 78.9        | 0.4                   | 0.4        | 0.3        |
| Cameroon              | 12.6                         | 13.1       | 13.1        | 2.6                | 3.0        | 3.0        | 84.8        | 83.9        | 83.9        | 0.5                   | 0.3        | 0.3        |
| Chad                  | 2.6                          | 3.6        | 3.9         | 0.02               | 0.03       | 0.03       | 97.4        | 96.4        | 96.1        | 0.5                   | 0.4        | 0.4        |
| Comoros               | 41.9                         | 44.1       | 44.1        | 18.8               | 31.2       | 31.2       | 39.3        | 24.8        | 24.8        | 0.2                   | 0.1        | 0.1        |
| Côte d'Ivoire         | 7.6                          | 9.1        | 9.1         | 11.0               | 13.8       | 13.8       | 81.4        | 77.0        | 77.0        | 0.2                   | 0.1        | 0.1        |
| Djibouti              | 0.04                         | 0.09       | 0.09        | ..                 | ..         | ..         | 100.0       | 99.9        | 99.9        | 0.002                 | 0.002      | 0.002      |
| Egypt                 | 2.3                          | 2.9        | 2.9         | 0.4                | 0.8        | 0.8        | 97.3        | 96.3        | 96.3        | 0.04                  | 0.04       | 0.03       |
| Gabon                 | 1.1                          | 1.3        | 1.3         | 0.6                | 0.7        | 0.7        | 98.2        | 98.1        | 98.1        | 0.3                   | 0.2        | 0.2        |
| Gambia                | 18.5                         | 44.5       | 44.5        | 0.5                | 0.5        | 0.5        | 81.0        | 55.0        | 55.0        | 0.2                   | 0.3        | 0.3        |
| Guinea                | 11.6                         | 11.6       | 11.6        | 2.0                | 2.8        | 2.8        | 86.4        | 85.6        | 85.6        | 0.5                   | 0.3        | 0.3        |
| Guinea-Bissau         | 8.9                          | 10.7       | 10.7        | 4.2                | 8.9        | 8.9        | 86.9        | 80.4        | 80.4        | 0.2                   | 0.2        | 0.2        |
| Indonesia             | 11.2                         | 13.0       | 13.0        | 6.5                | 11.0       | 11.0       | 82.4        | 75.9        | 76.0        | 0.1                   | 0.10       | 0.10       |
| Iran                  | 9.3                          | 10.7       | 10.8        | 0.8                | 1.1        | 1.2        | 89.9        | 88.2        | 88.1        | 0.3                   | 0.2        | 0.2        |
| Iraq                  | 11.4                         | 9.2        | 9.2         | 0.5                | 0.5        | 0.5        | 88.0        | 90.3        | 90.3        | 0.3                   | 0.1        | 0.1        |
| Jordan                | 2.0                          | 2.0        | 2.0         | 0.8                | 0.9        | 1.0        | 97.2        | 97.1        | 97.1        | 0.06                  | 0.03       | 0.03       |
| Kazakhstan            | ..                           | 8.7        | 8.9         | ..                 | 0.03       | 0.03       | ..          | 91.2        | 91.1        | ..                    | 1.4        | 1.5        |
| Kuwait                | 0.2                          | 0.6        | 0.6         | 0.06               | 0.3        | 0.3        | 99.7        | 99.1        | 99.1        | 0.002                 | 0.004      | 0.004      |
| Kyrgyz Republic       | ..                           | 6.7        | 6.7         | ..                 | 0.4        | 0.4        | ..          | 93.0        | 93.0        | ..                    | 0.2        | 0.2        |
| Lebanon               | 17.9                         | 11.1       | 10.9        | 11.9               | 12.3       | 12.3       | 70.2        | 76.5        | 76.7        | 0.06                  | 0.03       | 0.03       |
| Libya                 | 1.0                          | 1.0        | 1.0         | 0.2                | 0.2        | 0.2        | 98.8        | 98.8        | 98.8        | 0.4                   | 0.3        | 0.3        |
| Malaysia              | 5.2                          | 5.5        | 5.5         | 16.0               | 17.6       | 17.6       | 78.9        | 76.9        | 76.9        | 0.09                  | 0.06       | 0.06       |
| Maldives              | 10.0                         | 10.0       | 10.0        | 13.3               | 10.0       | 10.0       | 76.7        | 80.0        | 80.0        | 0.01                  | 0.009      | 0.009      |
| Mali                  | 1.7                          | 5.1        | 5.6         | 0.06               | 0.10       | 0.10       | 98.3        | 94.8        | 94.3        | 0.2                   | 0.4        | 0.4        |
| Mauritania            | 0.4                          | 0.4        | 0.4         | 0.006              | 0.01       | 0.01       | 99.6        | 99.6        | 99.6        | 0.2                   | 0.1        | 0.1        |
| Morocco               | 19.5                         | 17.5       | 17.8        | 1.6                | 2.6        | 2.6        | 78.8        | 79.9        | 79.6        | 0.4                   | 0.2        | 0.2        |
| Mozambique            | 4.4                          | 6.6        | 6.6         | 0.3                | 0.3        | 0.3        | 95.3        | 93.1        | 93.1        | 0.3                   | 0.2        | 0.2        |
| Niger                 | 8.7                          | 11.8       | 11.8        | 0.009              | 0.05       | 0.05       | 91.3        | 88.2        | 88.2        | 1.4                   | 1.0        | 0.9        |
| Nigeria               | 32.4                         | 39.5       | 39.5        | 2.8                | 3.5        | 3.5        | 64.8        | 57.0        | 57.0        | 0.3                   | 0.2        | 0.2        |
| Oman                  | 0.1                          | 0.1        | 0.1         | 0.1                | 0.1        | 0.1        | 99.7        | 99.8        | 99.8        | 0.02                  | 0.01       | 0.01       |
| Pakistan              | 26.6                         | 26.7       | 26.9        | 0.6                | 1.1        | 1.1        | 72.8        | 72.2        | 72.0        | 0.2                   | 0.1        | 0.1        |
| Palestine             | 18.1                         | 7.3        | 7.4         | 19.1               | 9.1        | 11.0       | 62.8        | 83.7        | 81.6        | 0.06                  | 0.01       | 0.01       |
| Qatar                 | 0.9                          | 1.2        | 1.2         | 0.09               | 0.2        | 0.2        | 99.1        | 98.6        | 98.6        | 0.02                  | 0.008      | 0.007      |
| Saudi Arabia          | 1.6                          | 1.4        | 1.4         | 0.04               | 0.1        | 0.1        | 98.4        | 98.4        | 98.4        | 0.2                   | 0.1        | 0.1        |
| Senegal               | 16.1                         | 20.0       | 20.0        | 0.2                | 0.3        | 0.3        | 83.8        | 79.7        | 79.7        | 0.4                   | 0.3        | 0.3        |
| Sierra-Leone          | 6.8                          | 15.4       | 15.4        | 1.9                | 1.9        | 1.9        | 91.3        | 82.8        | 82.8        | 0.1                   | 0.2        | 0.2        |
| Somalia               | 1.6                          | 1.8        | 1.8         | 0.03               | 0.05       | 0.05       | 98.3        | 98.2        | 98.2        | 0.2                   | 0.1        | 0.1        |
| Sudan                 | ..                           | ..         | ..          | ..                 | ..         | ..         | ..          | ..          | ..          | ..                    | ..         | 0.5        |
| Suriname              | 0.4                          | 0.4        | 0.4         | 0.07               | 0.04       | 0.04       | 99.6        | 99.6        | 99.6        | 0.1                   | 0.1        | 0.1        |
| Syria                 | 26.6                         | 25.5       | 25.1        | 4.0                | 5.5        | 5.7        | 69.4        | 69.0        | 69.1        | 0.4                   | 0.2        | 0.2        |
| Tajikistan            | ..                           | 6.0        | 6.1         | ..                 | 0.9        | 0.9        | ..          | 93.1        | 93.0        | ..                    | 0.1        | 0.1        |
| Togo                  | 38.6                         | 45.8       | 46.1        | 1.7                | 3.9        | 3.9        | 59.7        | 50.4        | 50.0        | 0.6                   | 0.4        | 0.4        |
| Tunisia               | 18.7                         | 18.2       | 18.3        | 12.5               | 15.2       | 15.4       | 68.8        | 66.6        | 66.3        | 0.4                   | 0.3        | 0.3        |
| Turkey                | 32.0                         | 27.8       | 26.7        | 3.9                | 3.9        | 4.0        | 64.0        | 68.3        | 69.3        | 0.5                   | 0.3        | 0.3        |
| Turkmenistan          | ..                           | 4.0        | 4.0         | ..                 | 0.1        | 0.1        | ..          | 95.8        | 95.8        | ..                    | 0.4        | 0.4        |
| U.A.E.                | 0.4                          | 0.6        | 0.6         | 0.2                | 0.5        | 0.5        | 99.3        | 98.9        | 98.9        | 0.02                  | 0.007      | 0.006      |
| Uganda                | 25.0                         | 33.8       | 33.8        | 9.3                | 11.0       | 11.0       | 65.7        | 55.2        | 55.2        | 0.3                   | 0.2        | 0.2        |
| Uzbekistan            | ..                           | 10.1       | 10.1        | ..                 | 0.8        | 0.8        | ..          | 89.1        | 89.0        | ..                    | 0.2        | 0.1        |
| Yemen                 | 2.9                          | 2.4        | 2.2         | 0.2                | 0.5        | 0.6        | 96.9        | 97.0        | 97.2        | 0.1                   | 0.05       | 0.05       |
| <b>IDB-56</b>         | <b>8.6</b>                   | <b>9.4</b> | <b>10.0</b> | <b>1.5</b>         | <b>1.9</b> | <b>1.9</b> | <b>89.9</b> | <b>88.7</b> | <b>88.1</b> | <b>0.2</b>            | <b>0.2</b> | <b>0.2</b> |
| <b>Of which:</b>      |                              |            |             |                    |            |            |             |             |             |                       |            |            |
| SSA-22*               | 8.4                          | 11.1       | 13.0        | 1.1                | 1.5        | 1.5        | 90.5        | 87.4        | 85.5        | 0.3                   | 0.3        | 0.3        |
| MENA-19*              | 6.5                          | 6.3        | 6.2         | 0.8                | 1.0        | 1.1        | 92.7        | 92.7        | 92.7        | 0.3                   | 0.2        | 0.2        |
| ASIA-8*               | 15.5                         | 16.0       | 16.0        | 4.6                | 7.2        | 7.2        | 79.8        | 76.9        | 76.9        | 0.1                   | 0.10       | 0.10       |
| CIT-7*                | ..                           | 8.5        | 8.6         | ..                 | 0.2        | 0.2        | ..          | 91.2        | 91.1        | ..                    | 0.5        | 0.5        |
| LDMC-25*              | 6.8                          | 8.6        | 10.5        | 0.5                | 0.7        | 0.7        | 92.7        | 90.7        | 88.8        | 0.2                   | 0.2        | 0.2        |
| NON-LDMC-31*          | 9.6                          | 9.8        | 9.8         | 2.1                | 2.4        | 2.4        | 88.3        | 87.8        | 87.8        | 0.2                   | 0.2        | 0.2        |
| Oil-Exporters-22*     | 6.1                          | 7.2        | 8.3         | 1.2                | 1.2        | 1.2        | 92.7        | 91.5        | 90.5        | 0.2                   | 0.2        | 0.2        |
| Non-Oil-Exporters-34* | 11.6                         | 12.6       | 12.6        | 1.9                | 2.8        | 2.8        | 86.5        | 84.5        | 84.6        | 0.2                   | 0.2        | 0.2        |
| <b>OIC-57</b>         | <b>8.6</b>                   | <b>9.4</b> | <b>10.0</b> | <b>1.5</b>         | <b>1.9</b> | <b>1.9</b> | <b>89.9</b> | <b>88.8</b> | <b>88.2</b> | <b>0.2</b>            | <b>0.2</b> | <b>0.2</b> |
| <b>Memo:</b>          |                              |            |             |                    |            |            |             |             |             |                       |            |            |
| World                 | 10.8                         | 10.7       | 10.7        | 0.9                | 1.2        | 1.2        | 88.3        | 88.1        | 88.1        | 0.3                   | 0.2        | 0.2        |
| Developed Countries   | ..                           | ..         | ..          | ..                 | ..         | ..         | ..          | ..          | ..          | ..                    | ..         | ..         |
| Developing Countries  | ..                           | ..         | ..          | ..                 | ..         | ..         | ..          | ..          | ..          | ..                    | ..         | ..         |
| LDCs                  | 6.5                          | 8.3        | 8.2         | 0.5                | 0.7        | 0.7        | 93.0        | 91.0        | 91.1        | 0.3                   | 0.2        | 0.2        |

\* See technical notes for country composition of the groupings.

a. Arable land refers to cultivated land which includes all types of registered and unregistered land, including reclaimed river bed, reclaimed tidal land, slope-land, and virgin land, which have been used for farming purposes.





**Table 1.20: Agricultural Production Indices**

| Country               | Net Agricultural Production Index<br>(2004-2006=100) |             |              |              |              | Net Per Capita Agricultural Production Index<br>(2004-2006=100) |             |              |              |              |
|-----------------------|--|-------------|--------------|--------------|--------------|---|-------------|--------------|--------------|--------------|
|                       | 1990   | 2000        | 2009         | 2010         | 2011         | 1990  | 2000        | 2009         | 2010         | 2011         |
| Afghanistan           | 69.1   | 85.9        | 114.6        | 113.4        | 109.1        | 146.1   | 103.6       | 103.2        | 99.5         | 92.9         |
| Albania               | 71.6   | 87.3        | 112.4        | 118.8        | 125.2        | 68.4  | 89.3        | 110.6        | 116.5        | 122.3        |
| Algeria               | 51.3   | 69.9        | 119.1        | 124.1        | 128.8        | 66.7  | 75.4        | 112.1        | 115.1        | 117.8        |
| Azerbaijan            | ..   | 76.6        | 121.5        | 118.1        | 125.6        | ..  | 81.2        | 115.2        | 110.5        | 116.0        |
| Bahrain               | 90.7   | 121.9       | 126.4        | 114.8        | 157.7        | 135.9   | 141.1       | 79.8         | 67.2         | 88.0         |
| Bangladesh            | 65.1   | 89.6        | 121.3        | 129.3        | 133.0        | 87.0  | 97.2        | 116.0        | 122.3        | 124.3        |
| Benin                 | 47.9   | 88.3        | 114.7        | 115.6        | 113.6        | 76.5  | 103.3       | 101.7        | 99.5         | 95.1         |
| Brunei                | 28.1   | 86.3        | 105.5        | 113.5        | 115.3        | 40.5  | 95.8        | 97.6         | 103.2        | 103.0        |
| Burkina Faso          | 47.9   | 68.0        | 100.6        | 116.5        | 103.9        | 73.0  | 78.6        | 89.5         | 100.5        | 87.0         |
| Cameroon              | 58.7   | 79.5        | 127.9        | 141.0        | 146.5        | 84.6  | 89.1        | 117.2        | 126.5        | 128.6        |
| Chad                  | 58.8   | 78.0        | 103.1        | 105.4        | 107.2        | 95.7  | 92.8        | 92.2         | 91.9         | 91.0         |
| Comoros               | 79.8   | 95.4        | 107.6        | 113.2        | 111.8        | 117.1   | 109.2       | 96.7         | 99.0         | 95.3         |
| Côte d'Ivoire         | 71.5   | 103.0       | 102.2        | 105.4        | 110.4        | 103.0   | 112.0       | 95.2         | 96.3         | 98.8         |
| Djibouti              | 93.7   | 84.9        | 126.5        | 113.7        | 113.6        | 135.0   | 93.9        | 117.5        | 103.5        | 101.5        |
| Egypt                 | 54.9   | 84.8        | 116.4        | 109.1        | 112.9        | 71.7  | 93.0        | 108.4        | 99.8         | 101.6        |
| Gabon                 | 87.6   | 99.5        | 113.3        | 123.7        | 134.6        | 129.2   | 110.5       | 105.0        | 112.6        | 120.3        |
| Gambia                | 61.0   | 98.7        | 117.2        | 133.8        | 83.8         | 94.8  | 114.2       | 104.7        | 116.3        | 70.9         |
| Guinea                | 59.8   | 85.7        | 108.6        | 113.0        | 114.2        | 93.9  | 92.9        | 100.6        | 102.4        | 101.1        |
| Guinea-Bissau         | 62.2   | 86.9        | 113.6        | 131.6        | 136.5        | 83.7  | 95.8        | 104.7        | 118.9        | 120.7        |
| Indonesia             | 62.2   | 78.0        | 119.2        | 120.0        | 124.3        | 76.7  | 83.1        | 114.1        | 113.8        | 116.6        |
| Iran                  | 54.5   | 78.5        | 106.3        | 105.6        | 113.9        | 69.3  | 83.8        | 101.4        | 99.5         | 106.2        |
| Iraq                  | 117.3  | 100.1       | 92.3         | 105.0        | 113.9        | 184.8   | 114.9       | 82.2         | 90.7         | 95.5         |
| Jordan                | 58.6   | 80.9        | 115.6        | 129.2        | 133.9        | 91.7  | 89.7        | 102.6        | 111.7        | 113.1        |
| Kazakhstan            | ..   | 78.9        | 123.4        | 107.1        | 141.6        | ..  | 80.1        | 118.3        | 101.5        | 132.7        |
| Kuwait                | 50.5   | 80.1        | 131.1        | 133.1        | 136.1        | 54.9  | 93.6        | 112.3        | 110.3        | 109.5        |
| Kyrgyz Republic       | ..   | 96.6        | 100.3        | 103.8        | 107.9        | ..  | 98.4        | 96.0         | 98.2         | 101.0        |
| Lebanon               | 83.0   | 99.6        | 94.4         | 92.3         | 95.3         | 114.0   | 107.7       | 91.0         | 88.3         | 90.6         |
| Libya                 | 76.0   | 94.6        | 112.0        | 110.7        | 111.0        | 101.2   | 104.4       | 103.2        | 100.5        | 99.7         |
| Malaysia              | 59.4   | 78.0        | 109.5        | 112.1        | 120.4        | 85.2  | 87.0        | 102.3        | 103.1        | 108.9        |
| Maldives              | 76.5   | 89.4        | 77.7         | 83.5         | 87.3         | 102.9   | 96.5        | 73.4         | 77.9         | 80.4         |
| Mali                  | 57.5   | 70.3        | 136.4        | 139.7        | 141.8        | 87.4  | 82.0        | 120.6        | 119.8        | 118.0        |
| Mauritania            | 76.9   | 88.9        | 102.6        | 113.6        | 112.4        | 117.4   | 102.5       | 92.6         | 100.1        | 96.7         |
| Morocco               | 69.5   | 72.0        | 120.8        | 127.1        | 126.0        | 85.2  | 76.0        | 116.1        | 121.0        | 118.7        |
| Mozambique            | 59.5   | 84.2        | 111.4        | 111.3        | 118.4        | 91.2  | 96.1        | 101.3        | 98.8         | 102.7        |
| Niger                 | 46.7   | 71.3        | 113.8        | 156.1        | 141.4        | 78.1  | 85.0        | 99.0         | 131.0        | 114.5        |
| Nigeria               | 48.6   | 80.9        | 91.0         | 101.5        | 103.5        | 69.7  | 91.5        | 82.4         | 89.6         | 89.1         |
| Oman                  | 53.0   | 90.2        | 100.1        | 125.2        | 120.8        | 69.0  | 96.9        | 89.8         | 109.5        | 103.3        |
| Pakistan              | 62.0   | 87.8        | 113.0        | 110.7        | 116.7        | 88.0  | 96.4        | 105.2        | 101.2        | 104.8        |
| Palestine             | ..   | 88.2        | 101.0        | 100.8        | 105.8        | ..  | 98.0        | 91.4         | 88.7         | 90.7         |
| Qatar                 | 65.3   | 110.8       | 116.7        | 125.1        | 127.9        | 113.7   | 154.6       | 60.2         | 58.7         | 56.4         |
| Saudi Arabia          | 70.9   | 81.1        | 101.8        | 109.0        | 109.2        | 105.4   | 97.1        | 91.2         | 95.4         | 93.4         |
| Senegal               | 77.0   | 105.7       | 139.3        | 150.0        | 110.1        | 115.5   | 120.8       | 125.1        | 131.1        | 93.7         |
| Sierra Leone          | 69.5   | 53.3        | 111.2        | 124.5        | 131.0        | 90.1  | 66.4        | 100.0        | 109.5        | 112.7        |
| Somalia               | 90.9   | 89.6        | 99.3         | 112.0        | 113.2        | 115.2   | 101.2       | 91.0         | 100.4        | 99.0         |
| Sudan                 | ..   | ..          | ..           | ..           | ..           | ..  | ..          | ..           | ..           | ..           |
| Suriname              | 121.7  | 97.4        | 123.7        | 131.5        | 129.9        | 149.3   | 104.2       | 118.8        | 125.0        | 122.6        |
| Syria                 | 51.1   | 80.1        | 94.3         | 89.1         | 99.6         | 76.6  | 92.5        | 86.9         | 80.7         | 88.6         |
| Tajikistan            | ..   | 71.6        | 106.5        | 111.1        | 121.3        | ..  | 74.9        | 101.4        | 104.3        | 112.2        |
| Togo                  | 67.0   | 88.6        | 118.3        | 121.7        | 129.0        | 98.8  | 99.9        | 108.3        | 109.1        | 113.3        |
| Tunisia               | 70.1   | 84.7        | 103.8        | 101.5        | 110.3        | 84.6  | 88.8        | 99.3         | 96.0         | 103.2        |
| Turkey                | 80.2   | 94.5        | 106.9        | 112.0        | 118.7        | 101.0   | 101.3       | 101.4        | 104.9        | 109.9        |
| Turkmenistan          | ..   | 73.7        | 106.4        | 118.8        | 119.9        | ..  | 77.8        | 101.5        | 111.9        | 111.5        |
| U.A.E.                | 30.0   | 190.5       | 111.4        | 114.1        | 120.9        | 67.6  | 256.0       | 65.4         | 61.9         | 62.5         |
| Uganda                | 68.7   | 88.5        | 109.9        | 111.5        | 115.1        | 110.3   | 103.8       | 96.4         | 94.8         | 94.8         |
| Uzbekistan            | ..   | 81.4        | 114.0        | 120.2        | 125.3        | ..  | 85.4        | 109.1        | 113.8        | 117.2        |
| Yemen                 | 56.1   | 82.3        | 126.5        | 137.4        | 145.2        | 97.0  | 96.0        | 112.1        | 118.0        | 121.0        |
| <b>IDB-56</b>         | <b>62.6</b>  | <b>83.7</b> | <b>111.7</b> | <b>115.4</b> | <b>119.3</b> | <b>86.1</b>   | <b>92.2</b> | <b>104.0</b> | <b>105.4</b> | <b>107.1</b> |
| <b>Of which:</b>      |  |             |              |              |              |   |             |              |              |              |
| SSA-22*               | 57.1   | 82.9        | 104.2        | 113.6        | 113.5        | 84.3  | 94.4        | 93.9         | 99.7         | 97.1         |
| MENA-19*              | 65.7   | 84.9        | 109.8        | 112.1        | 117.7        | 88.6  | 93.6        | 101.5        | 101.6        | 104.8        |
| ASIA-8*               | 63.1   | 83.8        | 117.3        | 118.9        | 123.2        | 85.5  | 91.3        | 111.0        | 111.0        | 113.4        |
| CIT-7*                | --   | 80.2        | 114.7        | 114.9        | 126.9        | --  | 83.3        | 109.7        | 108.6        | 118.6        |
| LDMC-25*              | 64.1   | 85.7        | 116.8        | 124.3        | 124.6        | 95.9  | 96.5        | 107.5        | 112.0        | 109.9        |
| NON-LDMC-31*          | 62.0   | 83.1        | 109.9        | 112.2        | 117.5        | 82.9  | 90.8        | 102.7        | 103.0        | 106.1        |
| Oil-Exporters-22*     | 57.9   | 82.6        | 105.9        | 109.7        | 115.3        | 82.0  | 92.0        | 97.3         | 98.6         | 101.7        |
| Non-Oil-Exporters-34* | 65.2   | 84.4        | 115.7        | 119.2        | 122.0        | 88.5  | 92.4        | 108.4        | 109.9        | 110.8        |
| <b>OIC-57</b>         | <b>62.5</b>  | <b>83.7</b> | <b>111.7</b> | <b>115.4</b> | <b>119.3</b> | <b>86.1</b>   | <b>92.2</b> | <b>104.0</b> | <b>105.4</b> | <b>107.1</b> |
| <b>Memo:</b>          |  |             |              |              |              |   |             |              |              |              |
| World                 | 70.9   | 88.2        | 110.6        | 113.4        | 116.3        | 87.1  | 93.7        | 105.5        | 107.0        | 108.5        |
| Developed Countries   | ..   | ..          | ..           | ..           | ..           | ..  | ..          | ..           | ..           | ..           |
| Developing Countries  | ..   | ..          | ..           | ..           | ..           | ..  | ..          | ..           | ..           | ..           |
| LDCs                  | 60.1   | 79.9        | 118.9        | 124.8        | 118.0        | 87.8  | 90.0        | 108.9        | 111.8        | 103.4        |

\* See technical notes for country composition of the groupings

**Table 1.21: Food Production Indices**

| Country               | Net Food Production Index<br>(2004-2006=100) |             |              |              |              | Net Per Capita Food Production Index<br>(2004-2006=100) |             |              |              |              |
|-----------------------|--|-------------|--------------|--------------|--------------|---|-------------|--------------|--------------|--------------|
|                       | 1990   | 2000        | 2009         | 2010         | 2011         | 1990  | 2000        | 2009         | 2010         | 2011         |
| Afghanistan           | 68.5   | 84.9        | 114.4        | 113.4        | 109.0        | 144.9   | 102.4       | 103.2        | 99.5         | 92.9         |
| Albania               | 68.7   | 86.4        | 112.7        | 119.1        | 125.5        | 65.6  | 88.4        | 110.8        | 116.8        | 122.6        |
| Algeria               | 50.7   | 69.8        | 119.1        | 124.1        | 129.0        | 66.0  | 75.2        | 112.1        | 115.1        | 117.9        |
| Azerbaijan            | ..   | 76.0        | 126.4        | 123.1        | 130.2        | ..  | 80.6        | 119.8        | 115.1        | 120.3        |
| Bahrain               | 90.7   | 121.9       | 126.4        | 114.8        | 157.7        | 135.9   | 141.1       | 79.8         | 67.2         | 88.0         |
| Bangladesh            | 64.3   | 89.5        | 121.6        | 129.7        | 132.1        | 85.9  | 97.1        | 116.3        | 122.6        | 123.4        |
| Benin                 | 48.0   | 84.2        | 120.0        | 122.4        | 120.2        | 76.7  | 98.5        | 106.4        | 105.5        | 100.7        |
| Brunei                | 27.7   | 86.3        | 105.6        | 113.7        | 115.4        | 39.9  | 95.8        | 97.8         | 103.4        | 103.1        |
| Burkina Faso          | 50.7   | 72.2        | 105.1        | 123.4        | 109.6        | 77.3  | 83.4        | 93.4         | 106.5        | 91.8         |
| Cameroon              | 56.6   | 76.9        | 132.3        | 145.0        | 150.6        | 81.7  | 86.3        | 121.3        | 130.0        | 132.2        |
| Chad                  | 56.4   | 77.2        | 108.3        | 110.4        | 112.0        | 91.9  | 91.9        | 96.9         | 96.2         | 95.1         |
| Comoros               | 79.7   | 95.4        | 107.6        | 113.2        | 111.8        | 117.1   | 109.2       | 96.6         | 99.0         | 95.3         |
| Côte d'Ivoire         | 66.9   | 95.8        | 102.0        | 105.2        | 110.5        | 96.3  | 104.2       | 95.0         | 96.1         | 98.8         |
| Djibouti              | 93.7   | 84.9        | 126.5        | 113.7        | 113.6        | 135.0   | 93.9        | 117.5        | 103.5        | 101.5        |
| Egypt                 | 53.5   | 84.5        | 117.7        | 110.0        | 113.9        | 69.8  | 92.8        | 109.7        | 100.6        | 102.4        |
| Gabon                 | 91.6   | 99.3        | 112.8        | 123.4        | 135.0        | 135.1   | 110.2       | 104.6        | 112.4        | 120.6        |
| Gambia                | 60.4   | 98.8        | 117.2        | 133.9        | 83.8         | 93.8  | 114.4       | 104.7        | 116.3        | 70.8         |
| Guinea                | 59.5   | 83.9        | 108.4        | 112.8        | 114.0        | 93.5  | 90.9        | 100.4        | 102.2        | 100.9        |
| Guinea-Bissau         | 62.1   | 86.9        | 113.9        | 132.1        | 137.0        | 83.5  | 95.9        | 105.0        | 119.3        | 121.2        |
| Indonesia             | 62.3   | 78.3        | 120.4        | 120.7        | 124.6        | 76.8  | 83.4        | 115.3        | 114.4        | 116.9        |
| Iran                  | 54.1   | 77.8        | 106.2        | 105.6        | 114.1        | 68.7  | 83.1        | 101.3        | 99.5         | 106.4        |
| Iraq                  | 117.0  | 100.1       | 92.2         | 104.7        | 114.0        | 184.5   | 114.9       | 82.2         | 90.5         | 95.6         |
| Jordan                | 57.9   | 80.7        | 115.7        | 129.4        | 134.1        | 90.7  | 89.4        | 102.7        | 111.8        | 113.3        |
| Kazakhstan            | ..   | 79.3        | 125.6        | 108.5        | 144.2        | ..  | 80.5        | 120.4        | 102.8        | 135.1        |
| Kuwait                | 50.5   | 80.1        | 131.2        | 133.3        | 136.2        | 54.8  | 93.5        | 112.4        | 110.4        | 109.6        |
| Kyrgyz Republic       | ..   | 94.8        | 102.6        | 105.8        | 109.3        | ..  | 96.6        | 98.2         | 100.2        | 102.3        |
| Lebanon               | 84.0   | 99.5        | 94.3         | 92.1         | 95.1         | 115.3   | 107.6       | 90.9         | 88.1         | 90.4         |
| Libya                 | 75.9   | 94.5        | 112.2        | 110.9        | 111.2        | 101.0   | 104.2       | 103.4        | 100.7        | 99.9         |
| Malaysia              | 53.5   | 77.9        | 114.4        | 116.8        | 125.1        | 76.7  | 86.9        | 106.9        | 107.4        | 113.2        |
| Maldives              | 76.5   | 89.4        | 77.7         | 83.5         | 87.3         | 102.9   | 96.5        | 73.4         | 77.9         | 80.4         |
| Mali                  | 56.9   | 72.2        | 148.2        | 151.6        | 149.4        | 86.6  | 84.3        | 131.2        | 130.1        | 124.4        |
| Mauritania            | 76.9   | 88.9        | 102.6        | 113.6        | 112.4        | 117.4   | 102.5       | 92.6         | 100.1        | 96.7         |
| Morocco               | 69.1   | 71.8        | 120.9        | 127.4        | 126.3        | 84.7  | 75.8        | 116.2        | 121.2        | 119.0        |
| Mozambique            | 64.9   | 90.8        | 111.1        | 111.6        | 119.5        | 99.6  | 103.6       | 101.0        | 99.1         | 103.7        |
| Niger                 | 46.7   | 70.9        | 113.7        | 156.3        | 141.4        | 78.1  | 84.5        | 98.9         | 131.2        | 114.6        |
| Nigeria               | 48.3   | 80.9        | 91.2         | 101.4        | 104.0        | 69.3  | 91.5        | 82.6         | 89.5         | 89.6         |
| Oman                  | 52.4   | 90.2        | 100.1        | 125.4        | 121.1        | 68.3  | 96.9        | 89.8         | 109.6        | 103.5        |
| Pakistan              | 60.6   | 88.4        | 115.2        | 113.7        | 118.3        | 86.0  | 97.1        | 107.2        | 104.0        | 106.3        |
| Palestine             | ..   | 88.2        | 101.0        | 100.8        | 105.9        | ..  | 98.1        | 91.4         | 88.8         | 90.7         |
| Qatar                 | 65.3   | 110.8       | 116.7        | 125.1        | 127.9        | 113.7   | 154.6       | 60.2         | 58.7         | 56.4         |
| Saudi Arabia          | 70.9   | 81.1        | 102.0        | 109.2        | 109.4        | 105.5   | 97.1        | 91.4         | 95.5         | 93.5         |
| Senegal               | 76.7   | 106.7       | 141.0        | 152.0        | 111.2        | 115.2   | 122.0       | 126.6        | 132.9        | 94.7         |
| Sierra Leone          | 67.1   | 52.3        | 111.4        | 123.6        | 129.7        | 86.9  | 65.1        | 100.2        | 108.7        | 111.6        |
| Somalia               | 91.0   | 89.6        | 99.3         | 112.0        | 113.2        | 115.3   | 101.2       | 91.0         | 100.4        | 99.0         |
| Sudan                 | ..   | ..          | ..           | ..           | ..           | ..  | ..          | ..           | ..           | ..           |
| Suriname              | 121.7  | 97.4        | 123.7        | 131.5        | 129.9        | 149.2   | 104.2       | 118.8        | 125.0        | 122.6        |
| Syria                 | 50.7   | 77.6        | 96.4         | 92.2         | 104.0        | 76.0  | 89.7        | 88.8         | 83.4         | 92.5         |
| Tajikistan            | ..   | 73.8        | 119.7        | 124.8        | 136.3        | ..  | 77.2        | 113.9        | 117.1        | 126.1        |
| Togo                  | 63.9   | 83.9        | 125.7        | 129.3        | 133.5        | 94.3  | 94.7        | 115.3        | 116.1        | 117.4        |
| Tunisia               | 69.5   | 84.5        | 103.9        | 101.5        | 110.4        | 84.0  | 88.7        | 99.4         | 96.0         | 103.3        |
| Turkey                | 79.6   | 94.2        | 109.0        | 113.6        | 120.1        | 100.2   | 100.9       | 103.4        | 106.4        | 111.2        |
| Turkmenistan          | ..   | 72.6        | 114.8        | 121.2        | 122.6        | ..  | 76.6        | 109.6        | 114.2        | 114.1        |
| U.A.E.                | 29.9   | 190.6       | 111.3        | 114.0        | 120.9        | 67.3  | 256.1       | 65.4         | 61.8         | 62.4         |
| Uganda                | 69.4   | 88.4        | 109.8        | 111.5        | 114.7        | 111.4   | 103.7       | 96.4         | 94.8         | 94.4         |
| Uzbekistan            | ..   | 81.1        | 118.9        | 126.8        | 136.6        | ..  | 85.0        | 113.8        | 120.0        | 127.7        |
| Yemen                 | 56.6   | 82.4        | 126.6        | 137.9        | 146.4        | 97.8  | 96.1        | 112.1        | 118.4        | 122.0        |
| <b>IDB-56</b>         | <b>61.9</b>                                  | <b>83.7</b> | <b>113.1</b> | <b>116.7</b> | <b>120.5</b> | <b>85.3</b>   | <b>92.2</b> | <b>105.2</b> | <b>106.6</b> | <b>108.1</b> |
| <b>Of which:</b>      |  |             |              |              |              |   |             |              |              |              |
| SSA-22*               | 56.9   | 82.8        | 105.5        | 115.0        | 114.9        | 84.1  | 94.3        | 95.2         | 101.0        | 98.3         |
| MENA-19*              | 65.2   | 84.5        | 110.5        | 112.7        | 118.4        | 87.8  | 93.2        | 102.2        | 102.2        | 105.5        |
| ASIA-8*               | 62.3   | 84.0        | 118.6        | 120.3        | 123.8        | 84.3  | 91.5        | 112.2        | 112.3        | 113.9        |
| CIT-7*                | ..   | 80.1        | 119.6        | 119.9        | 134.1        | ..  | 83.2        | 114.5        | 113.4        | 125.3        |
| LDMC-25*              | 64.0   | 86.0        | 118.2        | 126.0        | 125.5        | 95.8  | 96.8        | 108.8        | 113.4        | 110.7        |
| NON-LDMC-31*          | 61.3   | 82.9        | 111.3        | 113.5        | 118.7        | 81.8  | 90.6        | 104.0        | 104.2        | 107.2        |
| Oil-Exporters-22*     | 56.9   | 82.1        | 107.0        | 110.8        | 117.0        | 80.6  | 91.4        | 98.4         | 99.6         | 103.2        |
| Non-Oil-Exporters-34* | 64.8   | 84.7        | 117.1        | 120.7        | 122.9        | 88.0  | 92.7        | 109.8        | 111.3        | 111.5        |
| <b>OIC-57</b>         | <b>61.9</b>                                  | <b>83.7</b> | <b>113.1</b> | <b>116.7</b> | <b>120.5</b> | <b>85.2</b>   | <b>92.2</b> | <b>105.2</b> | <b>106.6</b> | <b>108.2</b> |
| <b>Memo:</b>          |  |             |              |              |              |   |             |              |              |              |
| World                 | 70.4   | 88.4        | 111.2        | 113.9        | 116.6        | 86.5  | 93.9        | 106.1        | 107.5        | 108.8        |
| Developed Countries   | ..   | ..          | ..           | ..           | ..           | ..  | ..          | ..           | ..           | ..           |
| Developing Countries  | ..   | ..          | ..           | ..           | ..           | ..  | ..          | ..           | ..           | ..           |
| LDCs                  | 59.5   | 79.7        | 119.6        | 125.8        | 118.2        | 87.0  | 89.8        | 109.6        | 112.7        | 103.5        |

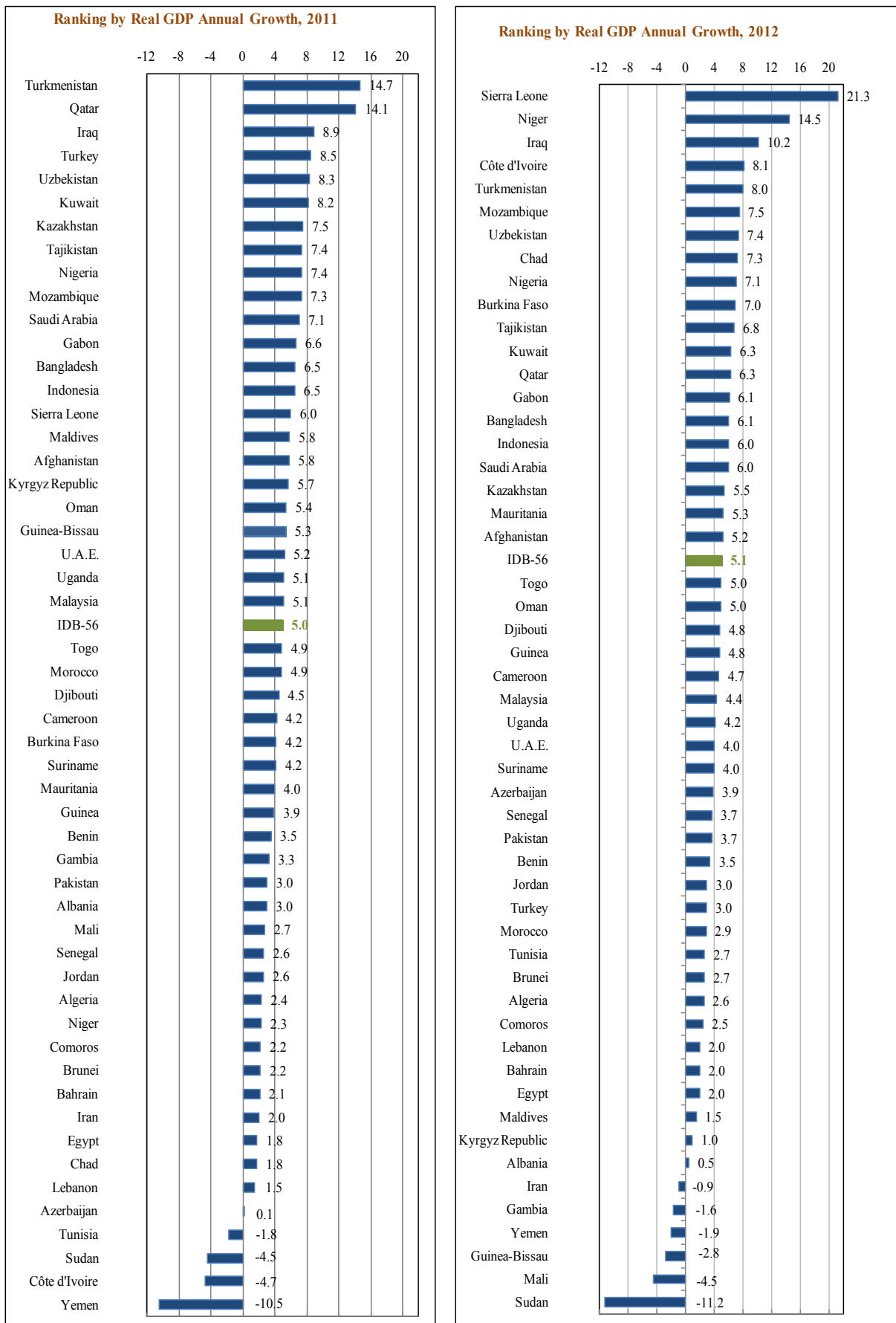
\* See technical notes for country composition of the groupings



**PART II**

**MACRO-ECONOMIC  
INDICATORS**

Figure 2.1: Real GDP



**Table 2.1: Nominal GDP**

| Country               | Gross Domestic Product<br>(Current US\$ billion) |                |                |                |                |                |                |                |
|-----------------------|--|----------------|----------------|----------------|----------------|----------------|----------------|----------------|
|                       | 1990   | 2000           | 2007           | 2008           | 2009           | 2010           | 2011           | 2012           |
| Afghanistan           | ..   | ..             | 8.7            | 10.5           | 12.5           | 15.9           | 18.3           | 19.8           |
| Albania               | 2.1  | 3.6            | 10.7           | 13.0           | 12.2           | 11.9           | 13.0           | 12.4           |
| Algeria               | 61.9   | 54.7           | 134.3          | 171.7          | 138.0          | 162.0          | 197.9          | 206.5          |
| Azerbaijan            | ..   | 5.3            | 33.1           | 46.4           | 44.3           | 52.9           | 64.8           | 71.0           |
| Bahrain               | 4.5  | 8.0            | 18.5           | 22.1           | 19.3           | 21.5           | 25.9           | 26.5           |
| Bangladesh            | 30.5   | 47.0           | 74.0           | 84.5           | 94.9           | 106.2          | 113.9          | 118.7          |
| Benin                 | 2.0  | 2.4            | 5.5            | 6.6            | 6.6            | 6.6            | 7.3            | 7.5            |
| Brunei                | 3.5  | 6.0            | 12.2           | 14.4           | 10.7           | 12.4           | 16.4           | 16.9           |
| Burkina Faso          | 3.1  | 2.6            | 6.8            | 8.4            | 8.4            | 9.0            | 10.2           | 10.3           |
| Cameroon              | 12.7   | 10.0           | 20.4           | 23.7           | 22.2           | 22.5           | 25.6           | 24.5           |
| Chad                  | 1.6  | 1.4            | 7.0            | 8.4            | 7.1            | 8.6            | 9.3            | 9.7            |
| Comoros               | 0.3  | 0.2            | 0.5            | 0.5            | 0.5            | 0.5            | 0.6            | 0.6            |
| Côte d'Ivoire         | 10.8   | 10.4           | 19.8           | 23.5           | 22.5           | 23.0           | 24.1           | 24.3           |
| Djibouti              | ..   | 0.6            | 0.8            | 1.0            | 1.0            | 1.1            | 1.2            | 1.4            |
| Egypt                 | 91.4   | 99.2           | 130.3          | 162.4          | 188.6          | 218.5          | 235.7          | 255.0          |
| Gabon                 | 6.0  | 5.1            | 11.6           | 14.5           | 10.9           | 13.2           | 16.0           | 16.8           |
| Gambia                | 0.4  | 0.6            | 0.8            | 1.0            | 0.9            | 1.0            | 1.0            | 0.9            |
| Guinea                | 2.7  | 3.1            | 4.2            | 4.5            | 4.6            | 4.9            | 5.2            | 5.7            |
| Guinea-Bissau         | 0.4  | 0.4            | 0.7            | 0.8            | 0.8            | 0.8            | 1.0            | 0.9            |
| Indonesia             | 113.8  | 165.0          | 432.2          | 510.3          | 538.8          | 708.4          | 846.5          | 894.9          |
| Iran                  | 85.0   | 96.4           | 307.4          | 350.6          | 360.6          | 419.1          | 482.4          | 483.8          |
| Iraq                  | ..   | ..             | 59.7           | 89.6           | 69.2           | 84.1           | 114.2          | 130.6          |
| Jordan                | 4.2  | 8.5            | 17.1           | 22.0           | 23.8           | 26.4           | 28.9           | 31.4           |
| Kazakhstan            | ..   | 18.3           | 103.1          | 135.2          | 115.3          | 148.0          | 186.2          | 200.6          |
| Kuwait                | 18.3   | 37.7           | 114.7          | 147.4          | 106.0          | 119.9          | 161.0          | 174.6          |
| Kyrgyz Republic       | ..   | 1.4            | 3.8            | 5.1            | 4.7            | 4.8            | 5.9            | 6.2            |
| Lebanon               | 2.9  | 17.3           | 25.1           | 30.1           | 34.7           | 37.1           | 39.0           | 41.8           |
| Libya                 | 30.6   | 38.2           | 68.2           | 87.8           | 63.6           | 73.6           | 35.7           | 85.1           |
| Malaysia              | 43.4   | 93.8           | 193.6          | 231.1          | 202.3          | 246.8          | 287.9          | 307.2          |
| Maldives              | 0.2  | 0.8            | 1.5            | 1.9            | 1.9            | 2.1            | 1.9            | 2.0            |
| Mali                  | 2.8  | 2.7            | 7.2            | 8.8            | 9.0            | 9.4            | 10.6           | 9.6            |
| Mauritania            | 1.2  | 1.1            | 2.8            | 3.5            | 3.0            | 3.7            | 4.2            | 4.1            |
| Morocco               | 25.8   | 37.0           | 75.2           | 88.9           | 90.9           | 90.8           | 99.3           | 97.2           |
| Mozambique            | 3.5  | 4.2            | 8.1            | 9.9            | 10.0           | 9.5            | 12.6           | 14.6           |
| Niger                 | 2.5  | 1.7            | 4.3            | 5.4            | 5.3            | 5.4            | 6.0            | 6.6            |
| Nigeria               | 31.5   | 46.4           | 165.9          | 207.1          | 168.6          | 228.6          | 244.1          | 272.6          |
| Oman                  | 11.7   | 19.5           | 41.9           | 60.7           | 48.3           | 59.2           | 72.7           | 80.0           |
| Pakistan              | 48.5   | 74.1           | 143.2          | 163.9          | 161.8          | 176.5          | 210.2          | 230.5          |
| Palestine             | ..   | ..             | ..             | ..             | ..             | ..             | ..             | ..             |
| Qatar                 | 7.4  | 17.8           | 79.5           | 115.0          | 97.6           | 127.3          | 173.5          | 184.6          |
| Saudi Arabia          | 116.6  | 188.4          | 384.9          | 476.3          | 376.7          | 455.9          | 597.1          | 657.0          |
| Senegal               | 5.7  | 4.7            | 11.3           | 13.4           | 12.8           | 12.9           | 14.5           | 14.0           |
| Sierra-Leone          | 0.9  | 0.9            | 2.1            | 2.5            | 2.4            | 2.5            | 2.9            | 3.8            |
| Somalia               | ..   | ..             | ..             | ..             | ..             | ..             | ..             | ..             |
| Sudan                 | 2.4  | 12.3           | 45.9           | 54.1           | 52.8           | 64.9           | 64.0           | 51.6           |
| Suriname              | 0.5  | 1.3            | 2.9            | 3.5            | 3.9            | 4.4            | 4.6            | 5.1            |
| Syria                 | 12.3   | 19.9           | 40.4           | 52.6           | 53.9           | 60.0           | ..             | ..             |
| Tajikistan            | ..   | 1.0            | 3.7            | 5.1            | 5.0            | 5.6            | 6.5            | 7.3            |
| Togo                  | 1.8  | 1.3            | 2.5            | 3.2            | 3.2            | 3.2            | 3.7            | 3.6            |
| Tunisia               | 13.5   | 21.5           | 38.9           | 44.9           | 43.5           | 44.3           | 46.0           | 44.7           |
| Turkey                | 202.4  | 266.4          | 649.1          | 730.3          | 614.4          | 731.3          | 774.3          | 783.1          |
| Turkmenistan          | ..   | 5.0            | 26.0           | 21.5           | 20.2           | 22.1           | 28.1           | 33.5           |
| U.A.E.                | 49.1   | 103.9          | 257.9          | 314.5          | 259.7          | 283.9          | 342.0          | 361.9          |
| Uganda                | 4.8  | 6.5            | 12.9           | 15.9           | 16.0           | 17.0           | 17.4           | 20.5           |
| Uzbekistan            | ..   | 13.7           | 22.3           | 28.6           | 33.5           | 39.0           | 45.4           | 51.6           |
| Yemen                 | 12.6   | 9.7            | 21.7           | 26.9           | 25.1           | 31.0           | 33.8           | 36.4           |
| <b>IDB-56</b>         | <b>1,089.6</b>                                   | <b>1,598.7</b> | <b>3,877.0</b> | <b>4,685.7</b> | <b>4,244.6</b> | <b>5,051.3</b> | <b>5,790.2</b> | <b>6,161.3</b> |
| <b>Of which:</b>      |  |                |                |                |                |                |                |                |
| SSA-22*               | 96.9   | 118.4          | 341.1          | 416.8          | 368.7          | 448.3          | 481.5          | 503.5          |
| MENA-19*              | 750.2  | 1,044.0        | 2,464.8        | 2,993.8        | 2,614.0        | 3,046.0        | 3,459.3        | 3,680.1        |
| ASIA-8*               | 240.4  | 388.0          | 868.4          | 1,020.1        | 1,026.8        | 1,272.6        | 1,499.6        | 1,595.0        |
| CIT-7*                | --   | 48.3           | 202.7          | 255.0          | 235.1          | 284.4          | 349.8          | 382.6          |
| LDMC-25*              | 79.4   | 106.3          | 236.8          | 282.0          | 288.6          | 326.7          | 352.0          | 355.8          |
| NON-LDMC-31*          | 1,010.2  | 1,492.4        | 3,640.3        | 4,403.7        | 3,956.0        | 4,724.6        | 5,438.3        | 5,805.5        |
| Oil-Exporters-22*     | 593.5  | 887.6          | 2,247.8        | 2,788.9        | 2,438.8        | 2,904.9        | 3,368.7        | 3,638.9        |
| Non-Oil-Exporters-34* | 496.1  | 711.1          | 1,629.3        | 1,896.7        | 1,805.8        | 2,146.4        | 2,421.5        | 2,522.3        |
| <b>OIC-57</b>         | <b>1,090.2</b>                                   | <b>1,599.8</b> | <b>3,878.8</b> | <b>4,687.6</b> | <b>4,246.6</b> | <b>5,053.6</b> | <b>5,792.8</b> | <b>6,164.0</b> |
| <b>Memo:</b>          |  |                |                |                |                |                |                |                |
| World                 | 22,185.3   | 32,306.2       | 55,718.2       | 61,221.6       | 57,846.2       | 63,179.6       | 69,899.2       | 71,277.4       |
| Developed Countries   | 17,728.0   | 25,757.1       | 39,910.2       | 42,100.4       | 39,697.0       | 41,475.3       | 44,460.8       | 44,169.6       |
| Developing Countries  | 4,457.3  | 6,549.1        | 15,808.0       | 19,121.2       | 18,149.1       | 21,704.3       | 25,438.4       | 27,107.8       |
| LDCs                  | ..   | ..             | ..             | ..             | ..             | ..             | ..             | ..             |

\* See technical notes for country composition of the groupings

**Table 2.2: GDP (PPP)**

| Country               | Gross Domestic Product<br>Purchasing-Power-Parity (PPP)<br>(US\$ billion) |                |                |                |                |                |                |                |
|-----------------------|---|----------------|----------------|----------------|----------------|----------------|----------------|----------------|
|                       | 1990  | 2000           | 2007           | 2008           | 2009           | 2010           | 2011           | 2012           |
| Afghanistan           | ..  | ..             | 19.4           | 20.5           | 25.1           | 27.5           | 29.7           | 31.8           |
| Albania               | 8.4   | 11.7           | 20.0           | 22.0           | 23.0           | 24.1           | 25.3           | 25.9           |
| Algeria               | 95.1  | 137.4          | 222.5          | 232.9          | 240.7          | 251.9          | 263.3          | 274.5          |
| Azerbaijan            | ..  | 19.3           | 68.5           | 77.6           | 85.6           | 91.0           | 93.1           | 98.2           |
| Bahrain               | 6.8   | 13.2           | 25.0           | 27.2           | 28.3           | 30.0           | 31.3           | 32.4           |
| Bangladesh            | 59.3  | 117.5          | 208.9          | 226.2          | 241.7          | 260.6          | 283.5          | 305.5          |
| Benin                 | 3.9   | 7.5            | 12.1           | 13.0           | 13.4           | 13.9           | 14.7           | 15.5           |
| Brunei                | 9.2   | 14.1           | 19.5           | 19.6           | 19.4           | 20.1           | 21.0           | 21.9           |
| Burkina Faso          | 4.9   | 10.0           | 16.9           | 18.3           | 19.0           | 20.8           | 22.1           | 24.0           |
| Cameroon              | 18.8  | 26.4           | 39.5           | 41.4           | 42.6           | 44.4           | 47.3           | 50.3           |
| Chad                  | 4.1   | 6.6            | 15.9           | 16.5           | 16.4           | 18.8           | 19.6           | 21.3           |
| Comoros               | 0.4   | 0.5            | 0.7            | 0.8            | 0.8            | 0.8            | 0.8            | 0.9            |
| Côte d'Ivoire         | 15.8  | 26.8           | 32.6           | 34.1           | 35.7           | 37.1           | 36.1           | 39.6           |
| Djibouti              | ..  | 1.2            | 1.7            | 1.9            | 2.0            | 2.1            | 2.2            | 2.4            |
| Egypt                 | 131.6   | 247.6          | 405.2          | 443.8          | 468.6          | 499.3          | 519.0          | 537.8          |
| Gabon                 | 10.1  | 14.6           | 20.2           | 21.2           | 21.1           | 22.7           | 24.8           | 26.7           |
| Gambia                | 1.0   | 1.9            | 2.6            | 2.9            | 3.1            | 3.3            | 3.5            | 3.5            |
| Guinea                | 4.0   | 7.3            | 9.7            | 10.4           | 10.5           | 10.8           | 11.5           | 12.3           |
| Guinea-Bissau         | 0.9   | 1.2            | 1.6            | 1.6            | 1.7            | 1.8            | 1.9            | 1.9            |
| Indonesia             | 276.8   | 501.0          | 840.4          | 910.7          | 961.2          | 1,034.4        | 1,124.6        | 1,212.0        |
| Iran                  | 247.4   | 437.7          | 821.8          | 844.9          | 885.9          | 950.7          | 990.8          | 997.4          |
| Iraq                  | ..  | ..             | 103.0          | 115.3          | 119.6          | 124.8          | 138.8          | 155.4          |
| Jordan                | 8.1   | 15.7           | 29.2           | 32.0           | 34.0           | 35.3           | 36.9           | 38.7           |
| Kazakhstan            | ..  | 71.7           | 168.7          | 178.0          | 181.7          | 197.4          | 216.8          | 232.3          |
| Kuwait                | 40.0  | 70.6           | 135.1          | 143.9          | 133.8          | 139.0          | 153.5          | 165.9          |
| Kyrgyz Republic       | ..  | 6.6            | 10.6           | 11.6           | 12.1           | 12.2           | 13.1           | 13.5           |
| Lebanon               | 11.8  | 28.8           | 44.7           | 49.9           | 54.7           | 59.3           | 61.4           | 63.7           |
| Libya                 | 40.0  | 50.2           | 86.5           | 90.5           | 90.1           | 94.7           | 39.0           | 87.9           |
| Malaysia              | 87.7  | 213.5          | 373.8          | 400.5          | 397.9          | 432.0          | 463.7          | 492.0          |
| Maldives              | 0.4   | 1.1            | 2.2            | 2.5            | 2.4            | 2.6            | 2.8            | 2.9            |
| Mali                  | 4.3   | 7.4            | 14.1           | 15.1           | 15.9           | 17.0           | 17.9           | 17.4           |
| Mauritania            | 2.2   | 3.7            | 6.0            | 6.3            | 6.3            | 6.7            | 7.1            | 7.6            |
| Morocco               | 49.0  | 75.9           | 127.2          | 137.3          | 145.3          | 152.7          | 163.5          | 171.0          |
| Mozambique            | 3.7   | 8.4            | 17.2           | 18.8           | 20.2           | 21.9           | 24.0           | 26.2           |
| Niger                 | 3.9   | 5.3            | 9.1            | 10.2           | 10.2           | 11.1           | 11.6           | 13.5           |
| Nigeria               | 91.0  | 134.4          | 295.3          | 319.9          | 345.1          | 377.6          | 414.0          | 450.5          |
| Oman                  | 19.5  | 37.2           | 61.2           | 70.8           | 74.2           | 78.9           | 85.0           | 90.7           |
| Pakistan              | 129.3   | 244.8          | 408.6          | 433.0          | 444.3          | 464.1          | 488.4          | 514.6          |
| Palestine             | ..  | ..             | ..             | ..             | ..             | ..             | ..             | ..             |
| Qatar                 | 14.0  | 33.6           | 93.4           | 112.4          | 126.9          | 150.1          | 174.9          | 189.0          |
| Saudi Arabia          | 220.1   | 353.4          | 548.9          | 584.8          | 590.4          | 628.9          | 687.7          | 740.5          |
| Senegal               | 7.9   | 13.2           | 20.8           | 22.1           | 22.7           | 24.0           | 25.2           | 26.5           |
| Sierra-Leone          | 3.8   | 2.1            | 5.2            | 5.7            | 5.9            | 6.3            | 6.8            | 8.4            |
| Somalia               | ..  | ..             | ..             | ..             | ..             | ..             | ..             | ..             |
| Sudan                 | 9.4   | 39.9           | 80.1           | 83.7           | 88.3           | 91.4           | 89.2           | 80.4           |
| Suriname              | 2.1   | 2.8            | 5.1            | 5.4            | 5.6            | 5.9            | 6.3            | 6.7            |
| Syria                 | 28.2  | 55.3           | 90.2           | 96.3           | 102.9          | 107.8          | ..             | ..             |
| Tajikistan            | ..  | 5.5            | 11.9           | 13.1           | 13.7           | 14.8           | 16.2           | 17.6           |
| Togo                  | 2.7   | 3.7            | 5.2            | 5.5            | 5.7            | 6.0            | 6.5            | 6.9            |
| Tunisia               | 25.9  | 50.4           | 85.9           | 91.8           | 95.5           | 99.7           | 100.0          | 104.4          |
| Turkey                | 291.5   | 512.9          | 888.2          | 913.9          | 877.4          | 970.5          | 1,075.5        | 1,125.4        |
| Turkmenistan          | ..  | 8.9            | 26.6           | 31.3           | 33.5           | 37.0           | 43.3           | 47.5           |
| U.A.E.                | 59.3  | 117.7          | 225.0          | 242.2          | 232.6          | 238.8          | 256.5          | 271.2          |
| Uganda                | 8.3   | 18.6           | 34.9           | 38.4           | 41.4           | 44.5           | 47.8           | 50.6           |
| Uzbekistan            | ..  | 35.3           | 64.5           | 71.8           | 78.3           | 86.1           | 95.2           | 103.9          |
| Yemen                 | 17.0  | 36.2           | 52.3           | 55.4           | 58.1           | 63.4           | 58.0           | 57.8           |
| <b>IDB-56</b>         | <b>2,079.7</b>  | <b>3,868.4</b> | <b>6,935.4</b> | <b>7,396.7</b> | <b>7,612.2</b> | <b>8,169.0</b> | <b>8,592.8</b> | <b>9,116.4</b> |
| <b>Of which:</b>      |   |                |                |                |                |                |                |                |
| SSA-22*               | 201.1   | 340.6          | 641.5          | 687.6          | 728.0          | 783.2          | 834.5          | 886.5          |
| MENA-19*              | 1,305.3   | 2,274.0        | 4,045.2        | 4,285.2        | 4,358.9        | 4,675.9        | 4,835.2        | 5,103.6        |
| ASIA-8*               | 564.9   | 1,094.8        | 1,877.8        | 2,018.5        | 2,097.6        | 2,247.3        | 2,420.1        | 2,587.3        |
| CIT-7*                | --  | 159.0          | 370.8          | 405.4          | 427.7          | 462.6          | 503.1          | 539.0          |
| LDMC-25*              | 142.2   | 305.3          | 559.0          | 600.4          | 636.5          | 682.4          | 715.7          | 748.3          |
| NON-LDMC-31*          | 1,937.5   | 3,563.0        | 6,376.3        | 6,796.3        | 6,975.7        | 7,486.6        | 7,877.2        | 8,368.1        |
| Oil-Exporters-22*     | 1,129.6   | 2,137.3        | 3,969.6        | 4,238.4        | 4,375.7        | 4,685.2        | 4,824.5        | 5,120.4        |
| Non-Oil-Exporters-34* | 950.0   | 1,731.1        | 2,965.8        | 3,158.4        | 3,236.5        | 3,483.8        | 3,768.4        | 3,996.0        |
| <b>OIC-57</b>         | <b>2,081.3</b>  | <b>3,871.7</b> | <b>6,940.1</b> | <b>7,401.6</b> | <b>7,617.3</b> | <b>8,174.5</b> | <b>8,598.7</b> | <b>9,122.6</b> |

\* See technical notes for country composition of the groupings

**Table 2.3: Growth of Real GDP**

| Country               | Annual Real GDP Growth Rate (%) |            |            |            |            |            |            |            | Average Real GDP Growth Rate** (%) |            |
|-----------------------|---------------------------------|------------|------------|------------|------------|------------|------------|------------|------------------------------------|------------|
|                       | 1990                            | 2000       | 2007       | 2008       | 2009       | 2010       | 2011       | 2012       | 1993-2002                          | 2003-2012  |
| Afghanistan           | ..                              | ..         | 13.7       | 3.6        | 21.0       | 8.4        | 5.8        | 5.2        | ..                                 | 9.2        |
| Albania               | -10.0                           | 7.3        | 5.9        | 7.5        | 3.3        | 3.5        | 3.0        | 0.5        | 6.1                                | 4.8        |
| Algeria               | 1.3                             | 2.2        | 3.0        | 2.4        | 2.4        | 3.3        | 2.4        | 2.6        | 3.0                                | 3.0        |
| Azerbaijan            | ..                              | 6.2        | 25.0       | 10.8       | 9.3        | 5.0        | 0.1        | 3.9        | 3.3                                | 14.5       |
| Bahrain               | 7.3                             | 5.2        | 8.4        | 6.3        | 3.2        | 4.7        | 2.1        | 2.0        | 4.1                                | 5.5        |
| Bangladesh            | 4.6                             | 5.6        | 6.3        | 6.0        | 5.9        | 6.4        | 6.5        | 6.1        | 5.1                                | 6.2        |
| Benin                 | 9.0                             | 4.9        | 4.6        | 5.0        | 2.7        | 2.6        | 3.5        | 3.5        | 4.9                                | 3.6        |
| Brunei                | 1.1                             | 2.9        | 0.2        | -1.9       | -1.8       | 2.6        | 2.2        | 2.7        | 1.9                                | 0.8        |
| Burkina Faso          | -0.6                            | 2.9        | 4.1        | 5.8        | 3.0        | 7.9        | 4.2        | 7.0        | 6.2                                | 5.6        |
| Cameroon              | -6.2                            | 4.2        | 3.4        | 2.6        | 2.0        | 2.9        | 4.2        | 4.7        | 4.1                                | 3.0        |
| Chad                  | 3.2                             | -0.9       | 0.2        | 1.7        | -1.2       | 13.0       | 1.8        | 7.3        | 3.7                                | 4.7        |
| Comoros               | 5.1                             | 1.4        | 0.5        | 1.0        | 1.8        | 2.1        | 2.2        | 2.5        | 1.7                                | 1.6        |
| Côte d'Ivoire         | -1.1                            | -4.6       | 1.6        | 2.3        | 3.8        | 2.4        | -4.7       | 8.1        | 2.6                                | 1.8        |
| Djibouti              | ..                              | 0.5        | 5.1        | 5.8        | 5.0        | 3.5        | 4.5        | 4.8        | -0.2                               | 4.6        |
| Egypt                 | 2.4                             | 5.4        | 7.1        | 7.2        | 4.7        | 5.1        | 1.8        | 2.0        | 5.4                                | 5.2        |
| Gabon                 | 5.1                             | -1.9       | 5.6        | 2.3        | -1.4       | 6.6        | 6.6        | 6.1        | 1.0                                | 3.3        |
| Gambia                | 5.7                             | 5.5        | 4.0        | 6.5        | 6.7        | 5.5        | 3.3        | -1.6       | 4.3                                | 3.9        |
| Guinea                | 4.3                             | 2.9        | 1.8        | 4.9        | -0.3       | 1.9        | 3.9        | 4.8        | 4.4                                | 2.6        |
| Guinea-Bissau         | 4.6                             | 7.5        | 3.2        | 3.2        | 3.0        | 3.5        | 5.3        | -2.8       | -0.6                               | 3.0        |
| Indonesia             | 7.2                             | 4.2        | 6.3        | 6.0        | 4.6        | 6.2        | 6.5        | 6.0        | 1.9                                | 5.8        |
| Iran                  | 19.6                            | 5.1        | 6.4        | 0.6        | 4.0        | 5.9        | 2.0        | -0.9       | 3.8                                | 4.0        |
| Iraq                  | ..                              | ..         | 1.5        | 9.5        | 2.9        | 3.0        | 8.9        | 10.2       | ..                                 | ..         |
| Jordan                | -0.3                            | 4.3        | 8.2        | 7.2        | 5.5        | 2.3        | 2.6        | 3.0        | 3.9                                | 6.1        |
| Kazakhstan            | ..                              | 9.8        | 8.9        | 3.2        | 1.2        | 7.3        | 7.5        | 5.5        | 1.8                                | 6.7        |
| Kuwait                | -26.2                           | 4.7        | 6.5        | 4.2        | -7.8       | 2.5        | 8.2        | 6.3        | 2.1                                | 4.3        |
| Kyrgyz Republic       | ..                              | 5.4        | 8.5        | 7.6        | 2.9        | -0.5       | 5.7        | 1.0        | 2.5                                | 4.1        |
| Lebanon               | -13.4                           | 1.7        | 7.5        | 9.3        | 8.5        | 7.0        | 1.5        | 2.0        | 3.2                                | 5.4        |
| Libya                 | 3.7                             | 3.7        | 6.4        | 2.4        | -1.4       | 3.7        | -59.7      | 121.9      | -0.7                               | -0.8       |
| Malaysia              | 9.0                             | 8.7        | 6.3        | 4.8        | -1.5       | 7.2        | 5.1        | 4.4        | 4.9                                | 4.6        |
| Maldives              | -4.0                            | 4.8        | 10.6       | 12.2       | -4.7       | 5.7        | 5.8        | 1.5        | 7.6                                | 6.0        |
| Mali                  | 7.0                             | -3.3       | 4.3        | 5.0        | 4.5        | 5.8        | 2.7        | -4.5       | 4.5                                | 4.2        |
| Mauritania            | -1.2                            | 1.9        | 1.0        | 3.5        | -1.2       | 5.1        | 4.0        | 5.3        | 2.8                                | 4.0        |
| Morocco               | 4.0                             | 1.6        | 2.7        | 5.6        | 4.9        | 3.7        | 4.9        | 2.9        | 3.4                                | 4.6        |
| Mozambique            | 1.0                             | 1.5        | 7.3        | 6.8        | 6.3        | 7.1        | 7.3        | 7.5        | 8.9                                | 7.4        |
| Niger                 | -1.3                            | -2.6       | 3.1        | 9.6        | -0.9       | 8.0        | 2.3        | 14.5       | 3.0                                | 5.2        |
| Nigeria               | 12.8                            | 5.3        | 7.0        | 6.0        | 7.0        | 8.0        | 7.4        | 7.1        | 4.1                                | 6.9        |
| Oman                  | 8.4                             | 4.6        | 6.7        | 13.1       | 3.9        | 5.0        | 5.4        | 5.0        | 3.5                                | 6.2        |
| Pakistan              | 4.5                             | 3.9        | 6.8        | 3.7        | 1.7        | 3.1        | 3.0        | 3.7        | 3.8                                | 4.7        |
| Palestine             | ..                              | ..         | ..         | ..         | ..         | ..         | ..         | ..         | ..                                 | ..         |
| Qatar                 | -14.6                           | 10.9       | 18.0       | 17.7       | 12.0       | 16.7       | 14.1       | 6.3        | 9.6                                | 15.8       |
| Saudi Arabia          | 8.3                             | 4.9        | 2.0        | 4.2        | 0.1        | 5.1        | 7.1        | 6.0        | 1.9                                | 3.8        |
| Senegal               | -0.7                            | 3.2        | 5.0        | 3.7        | 2.1        | 4.1        | 2.6        | 3.7        | 3.9                                | 3.7        |
| Sierra-Leone          | 1.6                             | 3.8        | 8.0        | 5.4        | 3.2        | 5.3        | 6.0        | 21.3       | -5.1                               | 6.1        |
| Somalia               | ..                              | ..         | ..         | ..         | ..         | ..         | ..         | ..         | ..                                 | ..         |
| Sudan                 | -1.7                            | 13.8       | 12.2       | 2.3        | 4.6        | 2.2        | -4.5       | -11.2      | 18.3                               | 4.1        |
| Suriname              | -1.5                            | -0.1       | 5.1        | 4.1        | 3.0        | 4.1        | 4.2        | 4.0        | 2.0                                | 4.6        |
| Syria                 | 10.4                            | 2.3        | 5.7        | 4.5        | 5.9        | 3.4        | ..         | ..         | 2.4                                | ..         |
| Tajikistan            | ..                              | 8.3        | 7.8        | 7.9        | 3.9        | 6.5        | 7.4        | 6.8        | 0.9                                | 6.9        |
| Togo                  | 5.9                             | -1.0       | 2.3        | 2.4        | 3.5        | 4.0        | 4.9        | 5.0        | 2.6                                | 3.2        |
| Tunisia               | 7.1                             | 4.3        | 6.3        | 4.5        | 3.1        | 3.1        | -1.8       | 2.7        | 4.8                                | 3.8        |
| Turkey                | 9.3                             | 6.8        | 4.7        | 0.7        | -4.8       | 9.2        | 8.5        | 3.0        | 2.9                                | 4.3        |
| Turkmenistan          | ..                              | 18.6       | 11.1       | 14.7       | 6.1        | 9.2        | 14.7       | 8.0        | 3.7                                | 11.2       |
| U.A.E.                | 23.6                            | 12.3       | 6.6        | 5.3        | -4.8       | 1.3        | 5.2        | 4.0        | 5.3                                | 4.4        |
| Uganda                | 6.5                             | 5.4        | 8.6        | 7.7        | 7.0        | 6.1        | 5.1        | 4.2        | 6.9                                | 7.3        |
| Uzbekistan            | ..                              | 3.8        | 9.5        | 9.0        | 8.1        | 8.5        | 8.3        | 7.4        | 3.0                                | 8.3        |
| Yemen                 | ..                              | 6.2        | 3.3        | 3.6        | 3.9        | 7.7        | -10.5      | -1.9       | 5.1                                | 2.5        |
| <b>IDB-56</b>         | <b>7.6</b>                      | <b>5.4</b> | <b>6.1</b> | <b>4.4</b> | <b>2.2</b> | <b>6.0</b> | <b>5.0</b> | <b>5.1</b> | <b>2.3</b>                         | <b>5.5</b> |
| <b>Of which:</b>      |                                 |            |            |            |            |            |            |            |                                    |            |
| SSA-22*               | 6.1                             | 4.3        | 6.5        | 4.9        | 5.0        | 6.2        | 4.5        | 4.9        | 3.4                                | 4.8        |
| MENA-19*              | 8.4                             | 5.5        | 5.3        | 3.8        | 1.0        | 5.9        | 4.6        | 5.0        | 3.7                                | 4.5        |
| ASIA-8*               | 6.5                             | 5.1        | 6.4        | 5.2        | 3.1        | 5.7        | 5.5        | 5.2        | 1.9                                | 5.8        |
| CIT-7*                | ..                              | 8.1        | 11.9       | 7.1        | 4.7        | 6.8        | 6.6        | 5.5        | 3.3                                | 6.7        |
| LDMC-25*              | 3.4                             | 5.7        | 6.8        | 5.1        | 5.2        | 5.9        | 3.0        | 3.3        | 3.6                                | 5.4        |
| NON-LDMC-31*          | 7.8                             | 5.4        | 6.0        | 4.4        | 1.9        | 6.0        | 5.1        | 5.2        | 2.3                                | 5.5        |
| Oil-Exporters-22*     | 8.6                             | 5.8        | 6.3        | 4.6        | 2.5        | 5.7        | 4.2        | 5.6        | 3.7                                | 4.5        |
| Non-Oil-Exporters-34* | 6.4                             | 4.8        | 5.8        | 4.3        | 1.8        | 6.3        | 6.0        | 4.4        | 2.0                                | 5.8        |
| <b>OIC-57</b>         | <b>7.6</b>                      | <b>5.4</b> | <b>6.1</b> | <b>4.4</b> | <b>2.2</b> | <b>6.0</b> | <b>5.0</b> | <b>5.1</b> | <b>2.3</b>                         | <b>5.5</b> |
| <b>Memo:</b>          |                                 |            |            |            |            |            |            |            |                                    |            |
| World                 | 3.3                             | 4.8        | 5.4        | 2.8        | -0.6       | 5.1        | 3.8        | 3.3        | 3.3                                | 3.8        |
| Developed Countries   | 3.2                             | 4.1        | 2.8        | 0.1        | -3.5       | 3.0        | 1.6        | 1.3        | 2.8                                | 1.6        |
| Developing Countries  | 3.4                             | 5.9        | 8.7        | 6.1        | 2.7        | 7.4        | 6.2        | 5.3        | 4.1                                | 6.6        |
| LDCs                  | ..                              | ..         | ..         | ..         | ..         | ..         | ..         | ..         | ..                                 | ..         |

\* See technical notes for country composition of the groupings

\*\* Based on Least Squared Method





Table 2.5: Sectoral Growth Rates

| Country               | Average Annual % Growth** |           |            |           |               |           |            |           |
|-----------------------|---------------------------|-----------|------------|-----------|---------------|-----------|------------|-----------|
|                       | Agriculture               |           | Industry   |           | Manufacturing |           | Services   |           |
|                       | 1992-2001                 | 2002-2011 | 1992-2001  | 2002-2011 | 1992-2001     | 2002-2011 | 1992-2001  | 2002-2011 |
| Afghanistan           | ..                        | 12.9      | ..         | 17.3      | ..            | 14.1      | ..         | 23.2      |
| Albania               | 5.4                       | 7.4       | 11.8       | 8.4       | ..            | ..        | 29.5       | 14.0      |
| Algeria               | 0.6                       | ..        | 3.0        | ..        | -4.0          | ..        | 0.9        | ..        |
| Azerbaijan            | -3.9                      | 18.7      | 7.4        | 37.3      | -10.7         | ..        | 5.1        | 30.5      |
| Bahrain               | ..                        | ..        | ..         | ..        | ..            | ..        | ..         | ..        |
| Bangladesh            | 3.7                       | 7.4       | 6.3        | 11.0      | 5.9           | 11.7      | 5.0        | 10.3      |
| Benin                 | 5.0                       | ..        | 4.4        | ..        | 5.0           | ..        | 3.4        | ..        |
| Brunei                | 4.6                       | 3.8       | 3.8        | 11.7      | 6.1           | 8.1       | 2.7        | 8.5       |
| Burkina Faso          | 4.0                       | ..        | 3.8        | ..        | 3.3           | ..        | 2.3        | ..        |
| Cameroon              | -2.9                      | ..        | -0.8       | ..        | -0.7          | ..        | -3.1       | ..        |
| Chad                  | 2.7                       | ..        | -0.4       | ..        | -0.9          | ..        | -1.6       | ..        |
| Comoros               | 0.7                       | ..        | -2.2       | ..        | -2.7          | ..        | -4.0       | ..        |
| Côte d'Ivoire         | -1.9                      | 8.1       | 2.7        | 11.6      | 4.6           | 9.0       | 1.8        | 7.2       |
| Djibouti              | 2.4                       | ..        | 1.6        | ..        | -0.8          | ..        | 2.1        | ..        |
| Egypt                 | 10.7                      | 12.1      | 10.3       | 15.3      | 12.7          | 12.0      | 10.7       | 14.6      |
| Gabon                 | -3.8                      | 8.0       | 1.0        | 15.2      | -3.6          | 8.8       | -1.0       | 11.0      |
| Gambia                | 4.6                       | 6.5       | 2.2        | 11.6      | -2.8          | 4.3       | -2.1       | 7.2       |
| Guinea                | 1.6                       | 5.2       | 0.7        | 9.3       | -3.5          | 10.1      | -4.2       | 1.6       |
| Guinea-Bissau         | -1.0                      | ..        | 1.0        | ..        | 13.1          | ..        | -3.7       | ..        |
| Indonesia             | -2.3                      | 17.7      | 0.7        | 18.5      | 1.7           | 15.5      | -2.6       | 16.2      |
| Iran                  | ..                        | ..        | ..         | ..        | ..            | ..        | ..         | ..        |
| Iraq                  | ..                        | ..        | ..         | ..        | ..            | ..        | ..         | ..        |
| Jordan                | -7.9                      | 17.1      | 4.6        | 16.8      | 7.2           | 16.6      | 7.2        | 13.4      |
| Kazakhstan            | -11.8                     | 18.5      | -3.0       | 26.6      | ..            | 22.7      | 2.7        | 25.2      |
| Kuwait                | 10.0                      | ..        | 7.4        | ..        | -8.9          | ..        | 3.8        | ..        |
| Kyrgyz Republic       | -6.2                      | 6.9       | -6.2       | 18.7      | -9.2          | 18.5      | -2.1       | 19.4      |
| Lebanon               | ..                        | 8.0       | ..         | 9.4       | ..            | 3.2       | ..         | 9.5       |
| Libya                 | ..                        | ..        | ..         | ..        | ..            | ..        | ..         | ..        |
| Malaysia              | -2.2                      | 15.0      | 5.9        | 10.3      | 5.9           | 9.2       | 3.3        | 13.5      |
| Maldives              | ..                        | 9.6       | ..         | 10.7      | ..            | 10.4      | ..         | 12.4      |
| Mali                  | -1.5                      | ..        | 3.3        | ..        | -10.5         | ..        | 0.2        | ..        |
| Mauritania            | -0.8                      | 2.1       | 2.6        | 20.6      | 6.8           | -5.0      | -1.3       | 13.6      |
| Morocco               | 3.1                       | 9.1       | 0.4        | 11.3      | 1.7           | 8.8       | 4.3        | 10.2      |
| Mozambique            | 4.3                       | 13.9      | 17.6       | 10.9      | 14.4          | 9.0       | 9.9        | 10.9      |
| Niger                 | 0.6                       | ..        | 0.0        | ..        | 0.7           | ..        | 0.3        | ..        |
| Nigeria               | ..                        | ..        | ..         | ..        | ..            | ..        | ..         | ..        |
| Oman                  | 3.9                       | ..        | 6.9        | ..        | 11.3          | ..        | 3.7        | ..        |
| Pakistan              | 5.0                       | 11.2      | 4.5        | 12.6      | 3.7           | 14.1      | 5.4        | 12.7      |
| Palestine             | ..                        | ..        | ..         | ..        | ..            | ..        | ..         | ..        |
| Qatar                 | ..                        | ..        | ..         | ..        | ..            | ..        | ..         | ..        |
| Saudi Arabia          | 2.3                       | ..        | 4.1        | ..        | 5.2           | ..        | 3.6        | ..        |
| Senegal               | -1.9                      | 11.3      | -1.5       | 10.1      | -1.6          | 8.2       | -1.2       | 12.0      |
| Sierra-Leone          | 3.4                       | 11.1      | -6.7       | 8.0       | -14.7         | ..        | -4.2       | 12.5      |
| Somalia               | ..                        | ..        | ..         | ..        | ..            | ..        | ..         | ..        |
| Sudan                 | 5.7                       | 12.5      | 11.0       | 22.9      | 10.6          | 16.0      | 0.4        | 22.5      |
| Suriname              | 2.3                       | ..        | 10.1       | ..        | 5.9           | ..        | 7.8        | ..        |
| Syria                 | 3.7                       | 12.0      | 16.1       | ..        | ..            | ..        | 4.5        | ..        |
| Tajikistan            | -6.5                      | 18.3      | -9.7       | 12.5      | -7.7          | 2.3       | -3.0       | 27.5      |
| Togo                  | 0.1                       | 8.4       | -2.9       | 9.1       | -2.8          | 9.1       | 3.0        | 12.4      |
| Tunisia               | -0.2                      | 5.5       | 4.0        | 10.2      | 4.3           | 8.2       | 8.0        | 7.9       |
| Turkey                | -0.7                      | 10.1      | 4.5        | 12.6      | 5.0           | 11.6      | 6.2        | 14.4      |
| Turkmenistan          | 5.6                       | 16.5      | 4.4        | 27.2      | ..            | ..        | -0.4       | 22.3      |
| U.A.E.                | 14.1                      | ..        | 6.4        | ..        | 13.4          | ..        | 9.1        | ..        |
| Uganda                | 1.6                       | 12.5      | 16.1       | 14.6      | 12.7          | 14.8      | 12.3       | 13.1      |
| Uzbekistan            | -0.4                      | 12.0      | -5.0       | 27.8      | ..            | 21.7      | 3.1        | 21.2      |
| Yemen                 | 1.0                       | ..        | 14.9       | ..        | -5.8          | ..        | 5.4        | ..        |
| <b>IDB-56</b>         | <b>2.0</b>                | <b>..</b> | <b>5.2</b> | <b>..</b> | <b>5.2</b>    | <b>..</b> | <b>5.0</b> | <b>..</b> |
| <b>Of which:</b>      |                           |           |            |           |               |           |            |           |
| SSA-22*               | 1.0                       | ..        | 2.8        | ..        | 2.5           | ..        | 0.6        | ..        |
| MENA-19*              | 4.3                       | ..        | 6.7        | ..        | 6.4           | ..        | 7.0        | ..        |
| ASIA-8*               | 0.4                       | 14.5      | 3.0        | 15.4      | 3.6           | 13.5      | 1.4        | 14.3      |
| CIT-7*                | -3.9                      | 14.6      | -2.0       | 28.2      | ..            | 19.6      | 3.2        | 24.0      |
| LDMC-25*              | 2.6                       | ..        | 6.0        | ..        | 3.3           | ..        | 3.4        | ..        |
| NON-LDMC-31*          | 1.9                       | ..        | 5.2        | ..        | 5.4           | ..        | 5.2        | ..        |
| Oil-Exporters-22*     | 3.6                       | ..        | 6.6        | ..        | ..            | ..        | 6.2        | ..        |
| Non-Oil-Exporters-34* | 0.7                       | ..        | 3.1        | ..        | 3.8           | ..        | 3.8        | ..        |
| <b>OIC-57</b>         | <b>2.0</b>                | <b>..</b> | <b>5.2</b> | <b>..</b> | <b>5.2</b>    | <b>..</b> | <b>5.0</b> | <b>..</b> |
| <b>Memo:</b>          |                           |           |            |           |               |           |            |           |
| World                 | 0.8                       | ..        | 1.7        | ..        | ..            | ..        | 3.8        | ..        |
| Developed Countries   | -1.4                      | ..        | 1.1        | ..        | ..            | ..        | 3.5        | ..        |
| Developing Countries  | 2.4                       | 13.9      | 4.2        | 17.6      | 5.4           | ..        | 5.6        | 16.4      |
| LDCs                  | 1.2                       | 12.2      | 5.0        | 18.5      | 3.6           | 14.1      | 3.3        | 15.7      |

\* See technical notes for country composition of the groupings

\*\* Based on Least Squared Method

Table 2.6: Per Capita Real GDP

| Country               | Per Capita GDP<br>(Constant 2005 US\$) |                 |                 |                 |                 |                 |                |                |
|-----------------------|--|-----------------|-----------------|-----------------|-----------------|-----------------|----------------|----------------|
|                       | 1990                                   | 2000            | 2006            | 2007            | 2008            | 2009            | 2010           | 2011           |
| Afghanistan           | ..                                     | ..              | 706.4           | 781.4           | 787.3           | 926.6           | 977.1          | 1,005.8        |
| Albania               | 3,910.2                                | 4,799.5         | 6,376.6         | 6,725.0         | 7,216.2         | 7,427.8         | 7,660.1        | 7,861.2        |
| Algeria               | 6,211.3                                | 6,081.4         | 7,201.7         | 7,305.1         | 7,367.2         | 7,431.3         | 7,564.4        | 7,643.2        |
| Azerbaijan            | 4,753.9                                | 2,490.0         | 5,981.2         | 7,395.2         | 8,023.6         | 8,589.6         | 8,912.4        | 8,889.9        |
| Bahrain               | 17,909.6                               | 23,725.6        | 26,752.6        | 25,404.4        | 23,755.5        | 22,037.2        | 21,345.2       | 20,114.6       |
| Bangladesh            | 747.2                                  | 969.8           | 1,226.4         | 1,290.7         | 1,356.3         | 1,419.0         | 1,488.3        | 1,569.1        |
| Benin                 | 1,117.0                                | 1,306.5         | 1,362.0         | 1,382.4         | 1,410.5         | 1,422.3         | 1,423.9        | 1,427.7        |
| Brunei                | 50,393.2                               | 48,478.2        | 49,523.5        | 48,654.6        | 46,820.5        | 45,155.6        | 45,506.6       | 45,707.4       |
| Burkina Faso          | 670.5                                  | 853.4           | 1,050.8         | 1,056.9         | 1,085.5         | 1,084.9         | 1,136.0        | 1,148.5        |
| Cameroon              | 2,081.7                                | 1,853.2         | 2,004.6         | 2,027.1         | 2,033.6         | 2,028.8         | 2,043.0        | 2,083.0        |
| Chad                  | 819.5                                  | 750.5           | 1,336.0         | 1,301.5         | 1,262.0         | 1,214.6         | 1,337.0        | 1,342.8        |
| Comoros               | 1,208.1                                | 1,049.5         | 1,037.5         | 1,014.8         | 997.6           | 989.1           | 983.8          | 980.1          |
| Côte d'Ivoire         | 1,910.5                                | 1,810.7         | 1,649.5         | 1,648.9         | 1,657.1         | 1,687.0         | 1,693.4        | 1,580.1        |
| Djibouti              | 2,736.4                                | 1,755.7         | 1,892.7         | 1,951.9         | 2,026.0         | 2,087.2         | 2,155.0        | 2,226.6        |
| Egypt                 | 3,237.3                                | 4,141.3         | 4,711.3         | 4,955.2         | 5,216.1         | 5,365.1         | 5,543.5        | 5,546.5        |
| Gabon                 | 14,944.2                               | 13,251.2        | 12,918.6        | 13,382.7        | 13,441.2        | 13,008.8        | 13,610.6       | 13,997.9       |
| Gambia                | 1,523.0                                | 1,567.9         | 1,541.9         | 1,553.6         | 1,597.7         | 1,654.6         | 1,715.0        | 1,597.3        |
| Guinea                | 893.0                                  | 904.2           | 977.8           | 976.7           | 1,005.1         | 981.5           | 978.4          | 992.8          |
| Guinea-Bissau         | 1,207.8                                | 1,145.7         | 1,017.7         | 1,029.2         | 1,040.7         | 1,050.0         | 1,064.1        | 1,097.4        |
| Indonesia             | 2,008.4                                | 2,623.0         | 3,235.7         | 3,403.4         | 3,569.8         | 3,696.3         | 3,885.1        | 4,094.1        |
| Iran                  | 6,200.7                                | 7,502.7         | 9,654.4         | 10,285.5        | 10,397.8        | 10,462.3        | 10,808.1       | 11,073.7       |
| Iraq                  | ..                                     | 4,614.8         | 3,081.9         | 3,036.3         | 3,227.1         | 3,264.0         | 3,194.9        | 3,412.2        |
| Jordan                | 3,292.7                                | 3,590.5         | 4,579.7         | 4,844.8         | 5,082.9         | 5,245.6         | 5,249.5        | 5,268.4        |
| Kazakhstan            | 7,089.1                                | 5,405.8         | 9,528.6         | 10,258.6        | 10,468.8        | 10,318.3        | 10,915.7       | 11,567.7       |
| Kuwait                | ..                                     | 38,358.9        | 49,411.3        | 49,541.5        | 49,952.2        | 45,626.2        | 45,622.7       | 47,935.0       |
| Kyrgyz Republic       | 2,523.5                                | 1,506.6         | 1,755.8         | 1,887.7         | 2,026.9         | 2,060.4         | 2,026.4        | 2,118.5        |
| Lebanon               | 5,736.8                                | 8,627.8         | 9,546.8         | 10,170.0        | 11,027.6        | 11,879.2        | 12,618.7       | 12,900.4       |
| Libya                 | ..                                     | 12,622.7        | 14,529.9        | 15,071.0        | 15,321.8        | 15,361.2        | 15,728.7       | 16,010.5       |
| Malaysia              | 6,874.6                                | 10,621.6        | 12,450.4        | 13,007.0        | 13,411.9        | 12,997.5        | 13,705.9       | 14,174.0       |
| Maldives              | ..                                     | 4,441.1         | 6,237.9         | 6,802.8         | 7,531.1         | 7,079.6         | 7,386.6        | 7,833.9        |
| Mali                  | 665.1                                  | 758.9           | 902.9           | 913.0           | 929.5           | 942.1           | 966.9          | 963.5          |
| Mauritania            | 1,762.8                                | 1,770.8         | 2,228.7         | 2,206.4         | 2,226.7         | 2,145.9         | 2,203.6        | 2,255.0        |
| Morocco               | 2,686.8                                | 2,914.7         | 3,740.4         | 3,801.7         | 3,972.8         | 4,119.2         | 4,226.8        | 4,373.3        |
| Mozambique            | 395.6                                  | 500.7           | 694.4           | 727.2           | 758.7           | 788.3           | 822.7          | 861.3          |
| Niger                 | 701.7                                  | 597.1           | 622.9           | 621.6           | 652.1           | 623.7           | 650.2          | 642.1          |
| Nigeria               | 1,417.0                                | 1,469.3         | 1,812.6         | 1,882.0         | 1,945.5         | 2,029.4         | 2,136.8        | 2,236.8        |
| Oman                  | 14,661.6                               | 18,994.8        | 21,660.2        | 22,495.8        | 24,646.0        | 24,226.5        | 24,559.0       | 25,329.8       |
| Pakistan              | 1,620.1                                | 1,845.3         | 2,236.9         | 2,321.8         | 2,316.7         | 2,357.0         | 2,397.0        | 2,423.9        |
| Palestine             | ..                                     | 3,195.3         | ..              | ..              | ..              | ..              | ..             | ..             |
| Qatar                 | ..                                     | 64,828.6        | 69,182.2        | 67,787.3        | 67,334.4        | 65,894.0        | 69,797.9       | 77,987.1       |
| Saudi Arabia          | 19,304.5                               | 20,321.4        | 20,406.5        | 20,242.9        | 20,564.7        | 20,091.3        | 20,534.5       | 21,430.2       |
| Senegal               | 1,479.7                                | 1,527.1         | 1,673.6         | 1,708.2         | 1,724.5         | 1,714.1         | 1,738.0        | 1,737.1        |
| Sierra-Leone          | 704.3                                  | 424.3           | 671.4           | 695.0           | 716.0           | 722.5           | 741.7          | 769.2          |
| Somalia               | ..                                     | ..              | ..              | ..              | ..              | ..              | ..             | ..             |
| Sudan                 | 965.6                                  | 1,310.4         | 1,696.3         | 1,822.2         | 1,897.9         | 1,961.1         | 2,009.6        | 2,053.4        |
| Suriname              | 5,323.8                                | 4,964.0         | 6,293.3         | 6,547.2         | 6,753.3         | 6,892.6         | 7,110.2        | 7,323.5        |
| Syria                 | 2,967.7                                | 3,755.7         | 4,253.4         | 4,406.0         | 4,512.3         | 4,687.5         | 4,740.8        | 4,874.9        |
| Tajikistan            | 2,960.8                                | 968.8           | 1,251.5         | 1,504.8         | 1,800.8         | 1,845.6         | 1,938.4        | 2,052.5        |
| Togo                  | 965.0                                  | 916.1           | 873.3           | 873.9           | 875.5           | 885.7           | 902.2          | 926.6          |
| Tunisia               | 4,496.5                                | 6,077.4         | 7,514.4         | 7,908.8         | 8,183.3         | 8,347.3         | 8,508.5        | 8,257.7        |
| Turkey                | 8,088.3                                | 9,827.6         | 12,091.7        | 12,488.2        | 12,405.5        | 11,655.2        | 12,564.0       | 13,468.1       |
| Turkmenistan          | 6,114.9                                | 3,916.9         | 5,224.7         | 5,734.3         | 6,497.6         | 6,809.1         | 7,343.7        | 8,318.7        |
| U.A.E.                | 73,501.5                               | 69,078.1        | 64,126.7        | 57,092.0        | 51,361.4        | 45,202.3        | 42,353.0       | 42,293.1       |
| Uganda                | 562.7                                  | 773.5           | 977.1           | 1,025.4         | 1,079.2         | 1,120.6         | 1,149.2        | 1,187.7        |
| Uzbekistan            | 2,002.2                                | 1,632.3         | 2,121.0         | 2,289.7         | 2,456.0         | 2,610.5         | 2,753.6        | 2,903.0        |
| Yemen                 | 1,812.4                                | 2,120.0         | 2,237.7         | 2,243.0         | 2,254.9         | 2,271.7         | 2,373.0        | 2,060.3        |
| <b>IDB-56</b>         | <b>3,129.05</b>                        | <b>3,702.13</b> | <b>4,364.14</b> | <b>4,534.36</b> | <b>4,647.15</b> | <b>4,652.84</b> | <b>4,826.7</b> | <b>4,998.1</b> |
| <b>Of which:</b>      |  |                 |                 |                 |                 |                 |                |                |
| SSA-22*               | 1,243.0                                | 1,290.5         | 1,521.9         | 1,569.2         | 1,611.2         | 1,650.6         | 1,713.4        | 1,760.5        |
| MENA-19*              | 6,509.8                                | 7,717.0         | 9,115.7         | 9,398.2         | 9,567.6         | 9,443.9         | 9,768.8        | 10,113.2       |
| ASIA-8*               | 1,832.3                                | 2,383.2         | 2,795.8         | 2,928.3         | 3,024.5         | 3,086.0         | 3,220.2        | 3,348.3        |
| CIT-7*                | 4,171.3                                | 2,815.6         | 4,506.0         | 4,981.8         | 5,277.7         | 5,422.4         | 5,683.2        | 5,956.8        |
| LDMC-25*              | 915.2                                  | 1,050.0         | 1,212.7         | 1,265.3         | 1,312.8         | 1,354.6         | 1,406.6        | 1,431.9        |
| NON-LDMC-31*          | 3,837.9                                | 4,586.0         | 5,529.3         | 5,746.8         | 5,887.2         | 5,883.0         | 6,107.0        | 6,339.1        |
| Oil-Exporters-22*     | 4,429.8                                | 5,122.6         | 6,070.8         | 6,296.7         | 6,454.4         | 6,454.1         | 6,645.2        | 6,837.8        |
| Non-Oil-Exporters-34* | 2,270.4                                | 2,696.7         | 3,166.9         | 3,291.5         | 3,365.5         | 3,368.1         | 3,522.6        | 3,672.3        |
| <b>OIC-57</b>         | <b>3,127.91</b>                        | <b>3,701.42</b> | <b>4,363.25</b> | <b>4,533.48</b> | <b>4,646.26</b> | <b>4,652.01</b> | <b>4,825.9</b> | <b>4,998.1</b> |
| <b>Memo:</b>          |  |                 |                 |                 |                 |                 |                |                |
| World                 | 6,791.9                                | 7,857.9         | 9,141.1         | 9,506.5         | 9,635.8         | 9,444.3         | 9,814.7        | 10,070.7       |
| Developed Countries   | 24,491.7                               | 30,016.4        | 33,249.3        | 33,927.0        | 33,763.5        | 32,351.0        | 33,185.0       | 33,566.0       |
| Developing Countries  | 2,788.0                                | 3,280.9         | 4,347.3         | 4,674.1         | 4,883.7         | 4,958.7         | 5,270.8        | 5,536.7        |
| LDCs                  | 841.1                                  | 909.7           | 1,142.5         | 1,212.4         | 1,270.5         | 1,306.3         | 1,353.9        | 1,386.5        |

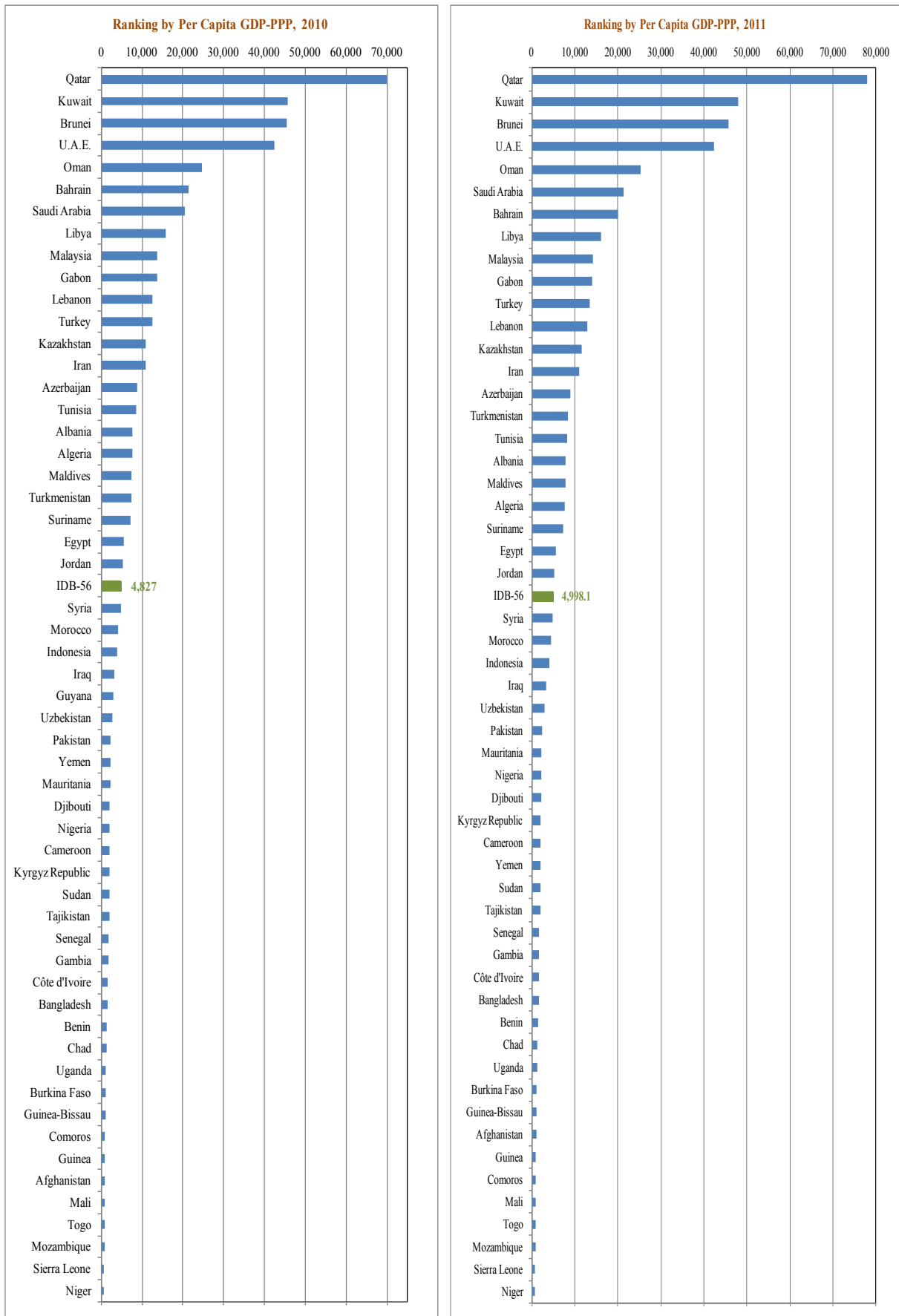
\* See technical notes for country composition of the groupings

**Table 2.7: Per Capita GDP, PPP**

| Country               | Per Capita GDP, PPP<br>(Current International US\$) |                |                |                |                |                |                |                |
|-----------------------|---|----------------|----------------|----------------|----------------|----------------|----------------|----------------|
|                       | 1990  | 2000           | 2006           | 2007           | 2008           | 2009           | 2010           | 2011           |
| Afghanistan           | ..  | ..             | 729.2          | 830.0          | 854.8          | 1,019.2        | 1,082.3        | 1,138.9        |
| Albania               | 2,824.1   | 4,257.9        | 6,796.2        | 7,178.5        | 8,179.0        | 8,573.7        | 8,631.0        | 8,866.2        |
| Algeria               | 4,486.0   | 5,395.1        | 7,434.0        | 7,759.4        | 7,998.4        | 8,174.2        | 8,379.3        | 8,655.3        |
| Azerbaijan            | 3,433.4   | 2,208.9        | 6,174.2        | 7,855.0        | 8,711.0        | 9,448.2        | 9,872.6        | 10,067.1       |
| Bahrain               | 12,934.8  | 21,047.9       | 27,615.6       | 26,984.2       | 25,790.7       | 24,240.2       | 23,644.8       | 22,677.5       |
| Bangladesh            | 539.6   | 860.3          | 1,266.0        | 1,371.0        | 1,472.5        | 1,560.8        | 1,648.6        | 1,776.9        |
| Benin                 | 806.7   | 1,159.0        | 1,405.9        | 1,468.3        | 1,531.4        | 1,564.5        | 1,577.3        | 1,616.7        |
| Brunei                | 36,395.3  | 43,006.9       | 51,121.1       | 51,680.2       | 50,831.8       | 49,669.7       | 50,409.3       | 51,760.0       |
| Burkina Faso          | 484.2   | 757.1          | 1,084.7        | 1,122.7        | 1,178.5        | 1,193.3        | 1,258.4        | 1,300.6        |
| Cameroon              | 1,503.5   | 1,644.1        | 2,069.3        | 2,153.2        | 2,207.9        | 2,231.6        | 2,263.1        | 2,358.8        |
| Chad                  | 591.9   | 665.8          | 1,379.1        | 1,382.5        | 1,370.1        | 1,336.0        | 1,481.0        | 1,520.6        |
| Comoros               | 872.5   | 931.1          | 1,070.9        | 1,078.0        | 1,083.1        | 1,088.0        | 1,089.8        | 1,109.9        |
| Côte d'Ivoire         | 1,379.8   | 1,606.3        | 1,702.7        | 1,751.4        | 1,799.1        | 1,855.6        | 1,875.9        | 1,789.4        |
| Djibouti              | 1,976.3   | 1,557.5        | 1,953.8        | 2,073.2        | 2,199.6        | 2,295.8        | 2,428.3        | 2,562.2        |
| Egypt                 | 2,338.1   | 3,673.9        | 4,863.3        | 5,263.3        | 5,663.0        | 5,901.4        | 6,140.8        | 6,281.0        |
| Gabon                 | 10,793.1  | 11,755.7       | 13,335.3       | 14,214.9       | 14,592.7       | 14,309.2       | 15,076.9       | 15,851.5       |
| Gambia                | 1,099.9   | 1,390.9        | 1,591.6        | 1,650.2        | 1,734.6        | 1,820.1        | 1,899.8        | 1,808.8        |
| Guinea                | 644.9   | 802.2          | 1,009.3        | 1,037.5        | 1,091.2        | 1,079.6        | 1,083.8        | 1,124.2        |
| Guinea-Bissau         | 872.3   | 1,016.4        | 1,050.6        | 1,093.2        | 1,129.9        | 1,154.9        | 1,178.8        | 1,242.8        |
| Indonesia             | 1,450.5   | 2,327.0        | 3,340.1        | 3,615.0        | 3,875.7        | 4,065.8        | 4,303.7        | 4,636.2        |
| Iran                  | 4,478.3   | 6,656.0        | 9,965.9        | 10,925.1       | 11,288.6       | 11,508.2       | 12,178.5       | 12,742.9       |
| Iraq                  | ..  | 4,094.0        | 3,181.3        | 3,225.1        | 3,503.6        | 3,590.3        | 3,539.2        | 3,864.0        |
| Jordan                | 2,378.1   | 3,185.3        | 4,727.4        | 5,146.0        | 5,518.4        | 5,770.0        | 5,815.1        | 5,966.0        |
| Kazakhstan            | 5,120.0   | 4,795.7        | 9,836.0        | 10,896.6       | 11,365.7       | 11,349.8       | 12,091.7       | 13,099.5       |
| Kuwait                | ..  | 34,029.7       | 51,005.3       | 52,622.3       | 54,231.8       | 50,187.3       | 50,537.9       | 54,282.6       |
| Kyrgyz Republic       | 1,822.5   | 1,336.6        | 1,812.4        | 2,005.1        | 2,200.6        | 2,266.4        | 2,244.7        | 2,399.1        |
| Lebanon               | 4,143.2   | 7,654.1        | 9,854.8        | 10,802.5       | 11,972.4       | 13,066.7       | 13,978.2       | 14,608.7       |
| Libya                 | ..  | 11,198.1       | 14,998.7       | 16,008.3       | 16,634.5       | 16,896.8       | 17,723.1       | 18,423.9       |
| Malaysia              | 4,965.0   | 9,422.9        | 12,852.1       | 13,815.9       | 14,561.0       | 14,296.8       | 15,182.5       | 16,050.9       |
| Maldives              | ..  | 3,939.9        | 6,439.2        | 7,225.9        | 8,176.3        | 7,787.4        | 8,182.4        | 8,871.3        |
| Mali                  | 480.3   | 673.2          | 932.0          | 969.8          | 1,009.2        | 1,036.2        | 1,071.0        | 1,091.1        |
| Mauritania            | 1,273.1   | 1,570.9        | 2,300.6        | 2,343.6        | 2,417.5        | 2,360.4        | 2,441.0        | 2,553.6        |
| Morocco               | 1,940.5   | 2,585.7        | 3,861.1        | 4,038.1        | 4,313.2        | 4,531.0        | 4,682.1        | 4,952.4        |
| Mozambique            | 285.7   | 444.2          | 716.8          | 772.4          | 823.8          | 867.1          | 911.3          | 975.3          |
| Niger                 | 506.8   | 529.7          | 643.0          | 660.3          | 708.0          | 686.0          | 720.2          | 727.1          |
| Nigeria               | 1,023.4   | 1,303.4        | 1,871.0        | 1,999.1        | 2,112.2        | 2,232.3        | 2,367.0        | 2,533.1        |
| Oman                  | 10,589.0  | 16,851.0       | 22,359.0       | 23,894.7       | 26,757.6       | 26,648.3       | 27,204.9       | 28,683.9       |
| Pakistan              | 1,170.1   | 1,637.0        | 2,309.0        | 2,466.2        | 2,515.1        | 2,592.6        | 2,655.3        | 2,744.8        |
| Palestine             | ..  | 2,834.7        | ..             | ..             | ..             | ..             | ..             | ..             |
| Qatar                 | ..  | 57,512.1       | 71,414.0       | 72,002.7       | 73,103.2       | 72,481.2       | 77,317.7       | 88,314.1       |
| Saudi Arabia          | 13,942.2  | 18,027.9       | 21,064.8       | 21,501.7       | 22,326.6       | 22,099.7       | 22,746.8       | 24,268.0       |
| Senegal               | 1,068.7   | 1,354.8        | 1,727.6        | 1,814.4        | 1,872.3        | 1,885.4        | 1,925.2        | 1,967.1        |
| Sierra-Leone          | 508.7   | 376.4          | 693.1          | 738.2          | 777.3          | 794.7          | 821.6          | 871.0          |
| Somalia               | ..  | ..             | ..             | ..             | ..             | ..             | ..             | ..             |
| Sudan                 | 697.4   | 1,162.5        | 1,751.0        | 1,935.5        | 2,060.5        | 2,157.1        | 2,226.1        | 2,325.4        |
| Suriname              | 3,845.0   | 4,403.7        | 6,496.3        | 6,954.4        | 7,331.8        | 7,562.7        | 7,891.4        | 8,273.6        |
| Syria                 | 2,143.4   | 3,331.8        | 4,390.6        | 4,680.0        | 4,898.9        | 5,156.1        | 5,251.6        | 5,496.1        |
| Tajikistan            | 2,138.4   | 859.4          | 1,291.8        | 1,598.4        | 1,955.0        | 2,030.1        | 2,147.2        | 2,324.3        |
| Togo                  | 697.0   | 812.7          | 901.5          | 928.2          | 950.5          | 974.3          | 999.4          | 1,049.3        |
| Tunisia               | 3,247.5   | 5,391.5        | 7,756.8        | 8,400.7        | 8,884.4        | 9,181.7        | 9,425.1        | 9,351.2        |
| Turkey                | 4,418.0   | 9,262.0        | 12,944.4       | 13,939.2       | 15,057.6       | 14,455.5       | 15,829.8       | 17,110.1       |
| Turkmenistan          | 4,416.4   | 3,474.9        | 5,393.2        | 6,090.9        | 7,054.3        | 7,489.8        | 8,134.8        | 9,420.3        |
| U.A.E.                | 53,084.7  | 61,281.9       | 66,195.4       | 60,642.4       | 55,761.8       | 49,721.0       | 46,915.9       | 47,893.5       |
| Uganda                | 406.4   | 686.2          | 1,008.6        | 1,089.2        | 1,171.6        | 1,232.6        | 1,273.0        | 1,344.9        |
| Uzbekistan            | 1,446.0   | 1,448.1        | 2,189.4        | 2,432.1        | 2,666.4        | 2,871.5        | 3,050.2        | 3,287.4        |
| Yemen                 | 1,309.0   | 1,880.7        | 2,309.9        | 2,382.4        | 2,448.1        | 2,498.8        | 2,628.6        | 2,333.1        |
| <b>IDB-56</b>         | <b>2,182.3</b>                                      | <b>3,311.8</b> | <b>4,527.7</b> | <b>4,848.7</b> | <b>5,121.8</b> | <b>5,196.4</b> | <b>5,448.3</b> | <b>5,757.5</b> |
| <b>Of which:</b>      |   |                |                |                |                |                |                |                |
| SSA-22*               | 897.7   | 1,144.8        | 1,571.0        | 1,666.8        | 1,749.3        | 1,815.6        | 1,898.1        | 1,993.7        |
| MENA-19*              | 4,421.1   | 6,939.8        | 9,487.8        | 10,095.6       | 10,651.8       | 10,658.4       | 11,174.4       | 11,792.9       |
| ASIA-8*               | 1,323.3   | 2,114.3        | 2,886.0        | 3,110.4        | 3,283.6        | 3,394.5        | 3,567.1        | 3,791.6        |
| CIT-7*                | 3,012.6   | 2,497.8        | 4,661.0        | 5,293.2        | 5,745.1        | 5,982.0        | 6,301.7        | 6,744.1        |
| LDMC-25*              | 661.0   | 931.5          | 1,251.9        | 1,343.9        | 1,425.2        | 1,490.0        | 1,558.2        | 1,621.6        |
| NON-LDMC-31*          | 2,669.4   | 4,105.2        | 5,738.8        | 6,148.6        | 6,496.6        | 6,578.7        | 6,904.6        | 7,312.6        |
| Oil-Exporters-22*     | 3,199.3   | 4,544.5        | 6,266.7        | 6,688.3        | 7,007.3        | 7,099.3        | 7,387.7        | 7,768.4        |
| Non-Oil-Exporters-34* | 1,510.9   | 2,439.3        | 3,307.8        | 3,551.4        | 3,784.7        | 3,839.1        | 4,057.5        | 4,308.2        |
| <b>OIC-57</b>         | <b>2,181.5</b>                                      | <b>3,311.2</b> | <b>4,526.8</b> | <b>4,847.8</b> | <b>5,120.8</b> | <b>5,195.4</b> | <b>5,447.4</b> | <b>5,756.4</b> |
| <b>Memo:</b>          |   |                |                |                |                |                |                |                |
| World                 | 4,812.4   | 6,939.0        | 9,514.4        | 10,187.7       | 10,651.7       | 10,569.9       | 11,066.5       | 11,594.2       |
| Developed Countries   | 17,581.6  | 26,674.6       | 34,495.3       | 36,230.2       | 37,031.4       | 35,963.1       | 37,150.2       | 38,342.5       |
| Developing Countries  | 1,923.0   | 2,862.2        | 4,547.2        | 5,034.6        | 5,456.7        | 5,597.7        | 5,995.5        | 6,433.3        |
| LDCs                  | 607.5   | 807.1          | 1,179.4        | 1,287.8        | 1,379.3        | 1,436.8        | 1,499.7        | 1,570.2        |

\* See technical notes for country composition of the groupings

Figure 2.2: Per Capita GDP, PPP



**Table 2.8: National Income**

| Country               | Gross National Income (GNI), Atlas method<br>(Current US\$ billion) |                |                |                |                | GNI Per Capita, Atlas method<br>(Current US\$) |                |                |                |                |
|-----------------------|---|----------------|----------------|----------------|----------------|--|----------------|----------------|----------------|----------------|
|                       | 1990  | 2000           | 2009           | 2010           | 2011           | 1990   | 2000           | 2009           | 2010           | 2011           |
| Afghanistan           | ..  | ..             | 12.3           | 14.4           | 16.6           | ..   | ..             | 370            | 420            | 470            |
| Albania               | 2.2   | 3.6            | 12.7           | 12.7           | 12.8           | 680  | 1,170          | 3,970          | 3,980          | 3,980          |
| Algeria               | 61.1  | 49.0           | 156.1          | 155.7          | 160.8          | 2,420  | 1,600          | 4,470          | 4,390          | 4,470          |
| Azerbaijan            | ..  | 4.9            | 42.9           | 48.7           | 48.5           | ..   | 610            | 4,800          | 5,380          | 5,290          |
| Bahrain               | 3.6   | 7.0            | 18.6           | 20.1           | 21.6           | 7,260  | 10,940         | 15,880         | 15,920         | 15,283         |
| Bangladesh            | 31.0  | 49.8           | 93.4           | 104.7          | 117.8          | 290  | 380            | 640            | 700            | 780            |
| Benin                 | 1.7   | 2.4            | 6.7            | 6.9            | 7.1            | 360  | 370            | 780            | 780            | 780            |
| Brunei                | 3.2   | 4.9            | 12.5           | 13.8           | 14.8           | 12,790   | 14,960         | 31,800         | 34,552         | 36,273         |
| Burkina Faso          | 2.9   | 2.9            | 8.3            | 9.1            | 9.7            | 310  | 230            | 520            | 550            | 570            |
| Cameroon              | 11.1  | 9.5            | 23.1           | 23.3           | 24.1           | 910  | 610            | 1,200          | 1,190          | 1,210          |
| Chad                  | 1.6   | 1.5            | 7.1            | 8.0            | 8.0            | 260  | 180            | 650            | 710            | 690            |
| Comoros               | 0.2   | 0.2            | 0.5            | 0.6            | 0.6            | 530  | 380            | 740            | 750            | 770            |
| Côte d'Ivoire         | 9.3   | 10.8           | 22.4           | 23.0           | 22.1           | 740  | 650            | 1,160          | 1,170          | 1,090          |
| Djibouti              | ..  | 0.6            | 1.1            | 1.2            | 1.3            | ..   | 750            | 1,270          | 1,353          | 1,444          |
| Egypt                 | 42.5  | 97.3           | 172.1          | 196.2          | 214.7          | 750  | 1,440          | 2,160          | 2,420          | 2,600          |
| Gabon                 | 4.6   | 3.8            | 11.3           | 11.6           | 12.4           | 4,930  | 3,080          | 7,620          | 7,680          | 8,080          |
| Gambia                | 0.3   | 0.8            | 0.9            | 1.0            | 0.9            | 300  | 630            | 560            | 570            | 500            |
| Guinea                | 2.6   | 3.3            | 3.7            | 3.9            | 4.4            | 450  | 400            | 380            | 390            | 430            |
| Guinea-Bissau         | 0.2   | 0.2            | 0.8            | 0.9            | 0.9            | 220  | 180            | 550            | 580            | 600            |
| Indonesia             | 111.0   | 119.5          | 513.0          | 600.1          | 712.7          | 600  | 560            | 2,160          | 2,500          | 2,940          |
| Iran                  | 134.4   | 106.7          | 330.4          | 387.7          | 451.5          | 2,450  | 1,630          | 4,520          | 5,240          | 6,030          |
| Iraq                  | ..  | ..             | 71.8           | 76.3           | 87.0           | ..   | ..             | 2,310          | 2,380          | 2,640          |
| Jordan                | 4.4   | 8.6            | 23.1           | 25.0           | 27.1           | 1,390  | 1,790          | 3,900          | 4,140          | 4,380          |
| Kazakhstan            | ..  | 18.7           | 109.1          | 122.4          | 136.7          | ..   | 1,260          | 6,780          | 7,500          | 8,260          |
| Kuwait                | ..  | 36.8           | 129.6          | 133.8          | 144.2          | ..   | 18,950         | 48,980         | 48,900         | 50,722         |
| Kyrgyz Republic       | ..  | 1.4            | 4.6            | 4.6            | 4.9            | ..   | 280            | 860            | 840            | 880            |
| Lebanon               | 3.7   | 17.7           | 33.0           | 36.3           | 38.9           | 1,240  | 4,730          | 7,850          | 8,580          | 9,140          |
| Libya                 | ..  | ..             | 77.1           | 93.4           | 108.1          | ..   | ..             | 12,320         | 14,604         | 16,576         |
| Malaysia              | 43.2  | 80.2           | 210.9          | 229.8          | 253.0          | 2,370  | 3,420          | 7,550          | 8,090          | 8,770          |
| Maldives              | ..  | 0.6            | 1.6            | 1.7            | 1.8            | ..   | 2,140          | 5,070          | 5,440          | 5,720          |
| Mali                  | 2.3   | 2.6            | 8.4            | 9.2            | 9.6            | 260  | 230            | 560            | 600            | 610            |
| Mauritania            | 1.0   | 1.4            | 3.5            | 3.5            | 3.5            | 490  | 530            | 1,030          | 1,000          | 1,000          |
| Morocco               | 24.8  | 38.2           | 89.1           | 92.6           | 97.6           | 990  | 1,310          | 2,770          | 2,850          | 2,970          |
| Mozambique            | 2.3   | 4.2            | 9.8            | 10.2           | 11.2           | 170  | 230            | 430            | 440            | 470            |
| Niger                 | 2.4   | 1.9            | 5.2            | 5.6            | 5.8            | 300  | 180            | 340            | 360            | 360            |
| Nigeria               | 25.5  | 33.4           | 178.7          | 197.4          | 207.3          | 260  | 270            | 1,160          | 1,250          | 1,280          |
| Oman                  | 10.3  | 16.1           | 49.3           | 53.6           | 60.6           | 5,540  | 7,130          | 18,170         | 19,260         | 21,171         |
| Pakistan              | 45.5  | 67.7           | 169.6          | 182.0          | 198.0          | 410  | 470            | 990            | 1,050          | 1,120          |
| Palestine             | ..  | 4.7            | ..             | ..             | ..             | ..   | 1,560          | ..             | ..             | ..             |
| Qatar                 | ..  | ..             | 111.5          | 128.5          | 150.4          | ..   | ..             | 69,750         | 73,060         | 80,440         |
| Saudi Arabia          | 118.3   | 168.1          | 435.6          | 455.8          | 500.5          | 7,330  | 8,390          | 16,250         | 16,610         | 17,820         |
| Senegal               | 5.3   | 5.0            | 13.0           | 13.5           | 13.7           | 740  | 530            | 1,070          | 1,080          | 1,070          |
| Sierra-Leone          | 0.8   | 0.6            | 1.9            | 2.0            | 2.1            | 200  | 150            | 340            | 340            | 340            |
| Somalia               | 1.0   | ..             | ..             | ..             | ..             | 150  | ..             | ..             | ..             | ..             |
| Sudan                 | 13.6  | 11.4           | 50.7           | 55.6           | 58.3           | 510  | 330            | 1,190          | 1,280          | 1,310          |
| Suriname              | 0.6   | 0.9            | 3.6            | 4.0            | 4.8            | 1,480  | 1,930          | 7,020          | 7,640          | 8,993          |
| Syria                 | 11.3  | 15.9           | 51.5           | 56.3           | 65.7           | 920  | 990            | 2,570          | 2,750          | 3,146          |
| Tajikistan            | ..  | 1.1            | 5.1            | 5.5            | 6.1            | ..   | 170            | 750            | 810            | 870            |
| Togo                  | 1.5   | 1.4            | 3.1            | 3.3            | 3.5            | 410  | 300            | 520            | 550            | 570            |
| Tunisia               | 11.6  | 22.0           | 42.8           | 43.7           | 43.4           | 1,430  | 2,300          | 4,100          | 4,140          | 4,070          |
| Turkey                | 124.4   | 265.3          | 650.8          | 719.6          | 766.6          | 2,300  | 4,170          | 9,060          | 9,890          | 10,410         |
| Turkmenistan          | ..  | 2.7            | 17.8           | 20.5           | 24.5           | ..   | 600            | 3,570          | 4,070          | 4,800          |
| U.A.E.                | ..  | ..             | 291.0          | 297.8          | 321.7          | ..   | ..             | 41,940         | 39,640         | 40,760         |
| Uganda                | 5.6   | 6.4            | 15.2           | 16.7           | 17.5           | 320  | 260            | 470            | 500            | 510            |
| Uzbekistan            | ..  | 15.4           | 31.3           | 37.2           | 44.2           | ..   | 630            | 1,130          | 1,300          | 1,510          |
| Yemen                 | ..  | 7.4            | 24.9           | 27.8           | 26.4           | ..   | 420            | 1,070          | 1,160          | 1,070          |
| <b>IDB-56</b>         | <b>883.1</b>  | <b>1,336.5</b> | <b>4,373.9</b> | <b>4,808.7</b> | <b>5,308.1</b> | <b>947.7</b>                                   | <b>1,089.6</b> | <b>2,879.5</b> | <b>3,107.1</b> | <b>3,365.5</b> |
| <b>Of which:</b>      |   |                |                |                |                |  |                |                |                |                |
| SSA-22*               | 95.9  | 104.4          | 375.4          | 406.3          | 424.0          | 380.1  | 329.5          | 934.8          | 986.8          | 1,003.1        |
| MENA-19*              | --  | 860.7          | 2,758.2        | 3,000.1        | 3,286.9        | --   | 2,562.6        | 6,347.1        | 6,775.6        | 7,285.6        |
| ASIA-8*               | 234.6   | 323.5          | 1,016.9        | 1,150.6        | 1,319.5        | 556.7  | 631.1          | 1,646.5        | 1,836.1        | 2,076.8        |
| CIT-7*                | --  | 47.8           | 223.5          | 251.7          | 277.7          | --   | 723.4          | 3,057.0        | 3,377.8        | 3,661.4        |
| LDMC-25*              | 76.5  | 111.8          | 281.9          | 309.8          | 331.7          | 322.6  | 346.6          | 658.9          | 706.1          | 740.9          |
| NON-LDMC-31*          | 806.7   | 1,224.7        | 4,092.0        | 4,498.9        | 4,976.4        | 1,148.1  | 1,346.3        | 3,707.8        | 4,005.8        | 4,352.4        |
| Oil-Exporters-22*     | --  | 1,376.1        | 4,038.1        | 2,786.7        | 3,070.2        | --   | 673.5          | 2,556.9        | 4,305.4        | 4,641.2        |
| Non-Oil-Exporters-34* | 682.8   | 899.8          | 2,053.2        | 2,022.0        | 2,237.9        | 406.6  | 663.0          | 1,817.0        | 2,247.7        | 2,446.2        |
| <b>OIC-57</b>         | <b>883.4</b>  | <b>1,337.1</b> | <b>4,375.9</b> | <b>4,810.9</b> | <b>5,310.8</b> | <b>947.3</b>                                   | <b>1,089.5</b> | <b>2,879.4</b> | <b>3,107.0</b> | <b>3,365.6</b> |
| <b>Memo:</b>          |   |                |                |                |                |  |                |                |                |                |
| World                 | 21,595.4  | 32,288.9       | 59,123.7       | 62,576.0       | 66,328.5       | 4,077.5  | 5,277.6        | 8,674.4        | 9,076.4        | 9,511.2        |
| Developed Countries   | 18,061.7  | 26,583.5       | 42,366.2       | 43,775.8       | 45,242.5       | 18,449.9                                       | 25,324.0       | 37,803.7       | 38,811.2       | 39,861.1       |
| Developing Countries  | 3,530.2   | 5,708.3        | 16,865.1       | 18,960.8       | 21,298.1       | 817.7  | 1,126.3        | 2,961.3        | 3,288.1        | 3,647.7        |
| LDCs                  | 161.2   | 178.3          | 534.2          | 585.8          | 630.9          | 316.1  | 270.8          | 661.6          | 709.9          | 747.7          |

\* See technical notes for country composition of the groupings

Table 2.9: Structure of Demand

| Country               | Household Final Consumption Expenditure (% of GDP) |           |           | General Government Final Consumption Expenditure (% of GDP) |           |           | Gross Fixed Capital Formation (% of GDP) |           |           | Export of Goods and Services (% of GDP) |           |           | Import of Goods and Services (% of GDP) |           |           |
|-----------------------|--|-----------|-----------|---|-----------|-----------|--|-----------|-----------|---|-----------|-----------|---|-----------|-----------|
|                       | 1990   | 2000      | 2011      | 1990  | 2000      | 2011      | 1990                                     | 2000      | 2011      | 1990                                    | 2000      | 2011      | 1990                                    | 2000      | 2011      |
| Afghanistan           | ..   | ..        | 97        | ..  | ..        | 23        | ..                                       | ..        | 25        | ..                                      | ..        | 18        | ..                                      | ..        | 63        |
| Albania               | 61   | 85        | 89        | 19  | 9         | 8         | 29                                       | 25        | 25        | 15                                      | 19        | 34        | 23                                      | 37        | 56        |
| Algeria               | 57   | 42        | ..        | 16  | 14        | ..        | 27                                       | 21        | ..        | 23                                      | 41        | ..        | 25                                      | 21        | ..        |
| Azerbaijan            | 51   | 69        | 32        | 18  | 9         | 12        | 20                                       | 23        | 17        | 44                                      | 39        | 63        | 39                                      | 38        | 24        |
| Bahrain               | 38   | 47        | ..        | 24  | 18        | ..        | 19                                       | 14        | ..        | 116                                     | 89        | ..        | 95                                      | 64        | ..        |
| Bangladesh            | 86   | 78        | 78        | 4   | 5         | 6         | 17                                       | 23        | 25        | 6                                       | 14        | 23        | 14                                      | 19        | 32        |
| Benin                 | 87   | 82        | ..        | 11  | 12        | ..        | 13                                       | 19        | 27        | 14                                      | 15        | 15        | 26                                      | 28        | 28        |
| Brunei                | 35   | 30        | 17        | 22  | 26        | 17        | 19                                       | 13        | 13        | 62                                      | 67        | 81        | 37                                      | 36        | 29        |
| Burkina Faso          | 74   | 79        | ..        | 21  | 21        | ..        | 18                                       | 19        | ..        | 11                                      | 9         | ..        | 24                                      | 25        | ..        |
| Cameroon              | 67   | 69        | 69        | 13  | 10        | 15        | 17                                       | 16        | 20        | 20                                      | 29        | 31        | 17                                      | 25        | 35        |
| Chad                  | 98   | 87        | ..        | 10  | 8         | ..        | 5  | 21        | ..        | 13                                      | 17        | ..        | 28                                      | 35        | ..        |
| Comoros               | 79   | 94        | ..        | 25  | 12        | ..        | 12                                       | 10        | ..        | 14                                      | 17        | 15        | 37                                      | 33        | 52        |
| Côte d'Ivoire         | 72   | 75        | 81        | 17  | 7         | 9         | 9  | 11        | 16        | 32                                      | 40        | 44        | 27                                      | 33        | 41        |
| Djibouti              | 79   | 77        | ..        | 32  | 30        | ..        | 14                                       | 9         | ..        | 54                                      | 35        | ..        | 78                                      | 50        | ..        |
| Egypt                 | 73   | 76        | 76        | 11  | 11        | 11        | 27                                       | 19        | 19        | 20                                      | 16        | 23        | 33                                      | 23        | 30        |
| Gabon                 | 50   | 32        | 35        | 13  | 10        | 9         | 21                                       | 22        | 27        | 46                                      | 69        | 65        | 31                                      | 33        | 36        |
| Gambia                | 76   | 89        | 89        | 14  | 11        | 10        | 22                                       | 5         | 19        | 60                                      | 26        | 29        | 72                                      | 31        | 47        |
| Guinea                | 67   | 77        | 90        | 11  | 7         | 11        | 23                                       | 20        | 18        | 31                                      | 25        | 30        | 33                                      | 29        | 48        |
| Guinea-Bissau         | 87   | 95        | ..        | 10  | 14        | ..        | 30                                       | 11        | ..        | 10                                      | 32        | ..        | 37                                      | 52        | ..        |
| Indonesia             | 59   | 61        | 57        | 9   | 7         | 9         | 28                                       | 20        | 32        | 25                                      | 41        | 26        | 24                                      | 30        | 25        |
| Iran                  | 59   | 48        | ..        | 12  | 14        | ..        | 23                                       | 26        | ..        | 15                                      | 23        | ..        | 23                                      | 17        | ..        |
| Iraq                  | ..   | ..        | ..        | ..  | ..        | ..        | ..                                       | ..        | ..        | ..                                      | ..        | ..        | ..                                      | ..        | ..        |
| Jordan                | 74   | 81        | 83        | 25  | 24        | 20        | 26                                       | 21        | 25        | 62                                      | 42        | 46        | 93                                      | 68        | 74        |
| Kazakhstan            | ..   | 62        | 45        | ..  | 12        | 11        | ..                                       | 17        | 21        | ..                                      | 57        | 49        | ..                                      | 49        | 28        |
| Kuwait                | 57   | 42        | 24        | 39  | 21        | 14        | 18                                       | 11        | 18        | 45                                      | 56        | 66        | 58                                      | 30        | 21        |
| Kyrgyz Republic       | 71   | 66        | 84        | 25  | 20        | 18        | 23                                       | 18        | 24        | 29                                      | 42        | 57        | 50                                      | 48        | 85        |
| Lebanon               | 140  | 84        | 80        | 25  | 17        | 14        | 18                                       | 21        | 32        | 18                                      | 14        | 24        | 100                                     | 36        | 50        |
| Libya                 | 48   | 46        | ..        | 24  | 21        | ..        | 14                                       | 13        | ..        | 40                                      | 36        | ..        | 31                                      | 15        | ..        |
| Malaysia              | 52   | 44        | 47        | 14  | 10        | 13        | 33                                       | 25        | 22        | 75                                      | 120       | 92        | 72                                      | 101       | 76        |
| Maldives              | ..   | 33        | ..        | ..  | 23        | ..        | 37                                       | 26        | ..        | 85                                      | 89        | 114       | 83                                      | 72        | 110       |
| Mali                  | 80   | 79        | ..        | 14  | 9         | ..        | 23                                       | 25        | ..        | 17                                      | 27        | ..        | 34                                      | 39        | ..        |
| Mauritania            | 69   | 75        | 69        | 26  | 20        | 12        | 20                                       | 16        | 26        | 46                                      | 30        | 74        | 61                                      | 45        | 80        |
| Morocco               | 65   | 61        | 63        | 15  | 18        | 15        | 24                                       | 26        | 31        | 26                                      | 28        | 35        | 32                                      | 33        | 48        |
| Mozambique            | 92   | 81        | 80        | 14  | 9         | 12        | 22                                       | 31        | 24        | 8                                       | 16        | 29        | 36                                      | 37        | 45        |
| Niger                 | 84   | 83        | ..        | 15  | 13        | ..        | 11                                       | 11        | ..        | 15                                      | 18        | ..        | 22                                      | 26        | ..        |
| Nigeria               | ..   | ..        | ..        | ..  | ..        | ..        | ..                                       | ..        | ..        | 43                                      | 54        | 40        | 29                                      | 32        | 36        |
| Oman                  | 46   | 40        | ..        | 22  | 21        | ..        | 12                                       | 12        | ..        | 47                                      | 59        | ..        | 28                                      | 31        | ..        |
| Pakistan              | 74   | 75        | 84        | 15  | 9         | 8         | 17                                       | 16        | 11        | 16                                      | 13        | 14        | 23                                      | 15        | 19        |
| Palestine             | ..   | 95        | ..        | ..  | 27        | ..        | ..                                       | 33        | ..        | ..                                      | 16        | ..        | ..                                      | 71        | ..        |
| Qatar                 | ..   | 15        | ..        | ..  | 20        | ..        | ..                                       | 19        | ..        | ..                                      | 67        | ..        | ..                                      | 22        | ..        |
| Saudi Arabia          | 47   | 37        | 30        | 29  | 26        | 20        | 19                                       | 17        | 19        | 41                                      | 44        | 62        | 32                                      | 25        | 31        |
| Senegal               | 79   | 76        | 80        | 18  | 13        | 9         | 18                                       | 22        | 31        | 25                                      | 28        | 25        | 32                                      | 37        | 44        |
| Sierra-Leone          | 83   | 100       | 84        | 8   | 14        | 11        | 10                                       | 7         | 15        | 22                                      | 18        | 16        | 24                                      | 39        | 27        |
| Somalia               | ..   | ..        | ..        | ..  | ..        | ..        | 15                                       | ..        | ..        | 10                                      | ..        | ..        | 38                                      | ..        | ..        |
| Sudan                 | 86   | 63        | 65        | 6   | 9         | 11        | 10                                       | 19        | 19        | 4                                       | 16        | 18        | 7                                       | 13        | 16        |
| Suriname              | 62   | 64        | ..        | 30  | 37        | ..        | 11                                       | 12        | ..        | 42                                      | 20        | ..        | 44                                      | 33        | ..        |
| Syria                 | 69   | 64        | ..        | 14  | 12        | ..        | 17                                       | 17        | ..        | 28                                      | 35        | ..        | 28                                      | 29        | ..        |
| Tajikistan            | 74   | 84        | 92        | 9   | 8         | 29        | 22                                       | 7         | 19        | 28                                      | 99        | 15        | 35                                      | 101       | 58        |
| Togo                  | 71   | 88        | 89        | 14  | 10        | 10        | 25                                       | 14        | 19        | 33                                      | 34        | 41        | 45                                      | 48        | 58        |
| Tunisia               | 64   | 61        | 63        | 16  | 17        | 13        | 24                                       | 25        | 24        | 44                                      | 40        | 51        | 51                                      | 43        | 53        |
| Turkey                | 69   | 71        | 71        | 11  | 12        | 14        | 23                                       | 20        | 22        | 13                                      | 20        | 24        | 18                                      | 23        | 33        |
| Turkmenistan          | 49   | 36        | ..        | 23  | 14        | 9         | ..                                       | 35        | 54        | ..                                      | 96        | 78        | ..                                      | 81        | 45        |
| U.A.E.                | ..   | ..        | ..        | ..  | ..        | ..        | ..                                       | ..        | ..        | ..                                      | ..        | ..        | ..                                      | ..        | ..        |
| Uganda                | 92   | 77        | 75        | 8   | 15        | 11        | 13                                       | 19        | 24        | 7                                       | 11        | 24        | 19                                      | 22        | 35        |
| Uzbekistan            | 61   | 62        | 56        | 25  | 19        | 17        | 31                                       | 24        | 23        | 29                                      | 25        | 32        | 48                                      | 22        | 27        |
| Yemen                 | 77   | 60        | ..        | 16  | 14        | ..        | 11                                       | 19        | ..        | 12                                      | 41        | ..        | 17                                      | 34        | ..        |
| <b>IDB-56</b>         | <b>63</b>  | <b>59</b> | <b>..</b> | <b>15</b>   | <b>13</b> | <b>..</b> | <b>23</b>                                | <b>20</b> | <b>..</b> | <b>27</b>                               | <b>37</b> | <b>38</b> | <b>29</b>                               | <b>30</b> | <b>34</b> |
| <b>Of which:</b>      |  |           |           |   |           |           |  |           |           |   |           |           |   |           |           |
| SSA-22*               | 76   | 71        | ..        | 13  | 11        | ..        | 15                                       | 18        | ..        | 32                                      | 37        | 35        | 27                                      | 29        | 35        |
| MENA-19*              | 61   | 55        | ..        | 17  | 16        | ..        | 22                                       | 21        | ..        | 25                                      | 30        | ..        | 28                                      | 24        | ..        |
| ASIA-8*               | 64   | 62        | 63        | 11  | 8         | 9         | 25                                       | 20        | 25        | 29                                      | 48        | 36        | 30                                      | 40        | 35        |
| CIT-7*                | ..   | 64        | 50        | ..  | 13        | 13        | ..                                       | 21        | 24        | ..                                      | 48        | 49        | ..                                      | 44        | 33        |
| LDMC-25*              | 84   | 74        | ..        | 9   | 9         | ..        | 16                                       | 20        | ..        | 12                                      | 22        | ..        | 20                                      | 27        | ..        |
| NON-LDMC-31*          | 61   | 57        | ..        | 16  | 13        | ..        | 23                                       | 20        | ..        | 28                                      | 38        | 39        | 30                                      | 30        | 34        |
| Oil-Exporters-22*     | 57   | 50        | ..        | 19  | 14        | ..        | 22                                       | 21        | ..        | 32                                      | 53        | ..        | 32                                      | 41        | ..        |
| Non-Oil-Exporters-34* | 68   | ..        | ..        | 12  | ..        | ..        | 23                                       | ..        | ..        | 21                                      | 24        | 26        | 25                                      | 28        | 31        |
| <b>OIC-57</b>         | <b>63</b>  | <b>59</b> | <b>..</b> | <b>15</b>   | <b>13</b> | <b>..</b> | <b>23</b>                                | <b>20</b> | <b>..</b> | <b>27</b>                               | <b>37</b> | <b>38</b> | <b>29</b>                               | <b>30</b> | <b>34</b> |
| <b>Memo:</b>          |  |           |           |   |           |           |  |           |           |   |           |           |   |           |           |
| World                 | 60   | 61        | 62        | 17  | 16        | 19        | 22                                       | 22        | 19        | 19                                      | 25        | 29        | 20                                      | 25        | 30        |
| Developed Countries   | 60   | 62        | 63        | 18  | 17        | 19        | 22                                       | 21        | 18        | 19                                      | 24        | 29        | 20                                      | 25        | 30        |
| Developing Countries  | 61   | 61        | 56        | 13  | 14        | 14        | 22                                       | 22        | 27        | 19                                      | 27        | 30        | 19                                      | 25        | 30        |
| LDCs                  | 81   | 76        | 76        | 11  | 11        | 10        | 16                                       | 19        | 24        | 12                                      | 20        | 28        | 21                                      | 26        | 39        |

\* See technical notes for country composition of the groupings

**Table 2.10: Investment, Saving, and Resource Gap**

| Country               | Gross Fixed Capital Formation (% of GDP) |             |             |           | Gross Domestic Savings (% of GDP) |             |             |           | Resource Gap** (% of GDP) |            |            |           |
|-----------------------|--|-------------|-------------|-----------|-----------------------------------|-------------|-------------|-----------|---------------------------|------------|------------|-----------|
|                       | 1990                                     | 2000        | 2010        | 2011      | 1990                              | 2000        | 2010        | 2011      | 1990                      | 2000       | 2010       | 2011      |
| Afghanistan           | ..                                       | ..          | 26.5        | 25.4      | ..                                | ..          | -20.4       | -19.8     | ..                        | ..         | -47.0      | -45.3     |
| Albania               | 29.3                                     | 24.7        | 25.8        | 25.3      | 21.0                              | 6.4         | 4.3         | 3.1       | -8.3                      | -18.4      | -21.4      | -22.2     |
| Algeria               | 27.0                                     | 20.7        | ..          | ..        | 27.1                              | 44.8        | 50.7        | ..        | -1.5                      | 19.8       | 9.3        | ..        |
| Azerbaijan            | 20.3                                     | 23.1        | 16.7        | 17.2      | 31.2                              | 21.3        | 50.8        | 55.9      | 4.6                       | 0.7        | 34.0       | 38.6      |
| Bahrain               | 18.9                                     | 13.5        | ..          | ..        | 37.4                              | 35.3        | ..          | ..        | 21.0                      | 25.0       | ..         | ..        |
| Bangladesh            | 17.1                                     | 23.0        | 24.4        | 25.2      | 9.6                               | 17.8        | 17.8        | 16.4      | -7.4                      | -5.2       | -6.6       | -8.7      |
| Benin                 | 13.4                                     | 18.9        | 26.1        | 27.4      | 2.2                               | 6.0         | 12.3        | 14.1      | -12.0                     | -12.9      | -13.8      | -13.3     |
| Brunei                | 18.7                                     | 13.0        | 15.9        | 13.4      | 43.2                              | 44.6        | 64.4        | 65.5      | 24.5                      | 31.5       | 48.6       | 52.1      |
| Burkina Faso          | 17.7                                     | 18.7        | ..          | ..        | 5.4                               | 0.6         | ..          | ..        | -13.5                     | -16.1      | ..         | ..        |
| Cameroon              | 17.3                                     | 16.3        | 16.1        | 19.8      | 20.7                              | 21.4        | 12.7        | 15.5      | 2.9                       | 4.3        | -3.4       | -4.3      |
| Chad                  | 4.8                                      | 20.9        | 31.8        | ..        | -7.7                              | 5.5         | 10.7        | ..        | -14.4                     | -17.8      | -22.0      | ..        |
| Comoros               | 11.9                                     | 10.1        | ..          | ..        | -3.2                              | -5.7        | ..          | ..        | -22.9                     | -15.8      | ..         | ..        |
| Côte d'Ivoire         | 8.5                                      | 11.2        | 13.8        | 16.4      | 11.3                              | 17.9        | 18.9        | 9.8       | 4.6                       | 7.1        | 5.2        | -6.7      |
| Djibouti              | 14.1                                     | 8.8         | ..          | ..        | -10.4                             | -6.5        | ..          | ..        | -24.6                     | -15.3      | ..         | ..        |
| Egypt                 | 26.9                                     | 18.9        | 18.6        | 19.4      | 16.1                              | 12.9        | 14.1        | 12.9      | -12.7                     | -6.6       | -4.8       | -6.8      |
| Gabon                 | 21.4                                     | 21.9        | 27.2        | 27.0      | 36.9                              | 58.3        | 51.3        | 55.8      | 15.2                      | 36.4       | 24.0       | 28.8      |
| Gambia                | 22.3                                     | 4.6         | 21.4        | 19.2      | 10.7                              | -0.2        | 2.8         | 0.9       | -11.7                     | -4.8       | -18.6      | -18.3     |
| Guinea                | 22.9                                     | 19.6        | 10.6        | 17.6      | 22.2                              | 16.0        | 2.4         | -0.3      | -2.4                      | -4.4       | -8.2       | -17.9     |
| Guinea-Bissau         | 29.9                                     | 11.3        | ..          | ..        | 2.8                               | -8.5        | ..          | ..        | -27.1                     | -19.8      | ..         | ..        |
| Indonesia             | 28.3                                     | 19.9        | 32.1        | 32.0      | 32.3                              | 32.8        | 34.3        | 34.2      | 1.6                       | 10.5       | 1.7        | 1.4       |
| Iran                  | 23.0                                     | 26.4        | ..          | ..        | 28.6                              | 38.3        | ..          | ..        | -8.6                      | 5.3        | ..         | ..        |
| Iraq                  | ..                                       | ..          | ..          | ..        | ..                                | ..          | ..          | ..        | ..                        | ..         | ..         | ..        |
| Jordan                | 26.0                                     | 21.1        | 23.0        | 24.5      | 1.0                               | -4.3        | 2.8         | -2.8      | -30.8                     | -26.7      | -21.2      | -28.3     |
| Kazakhstan            | ..                                       | 17.3        | 24.3        | 20.7      | ..                                | 25.6        | 40.1        | 43.9      | ..                        | 7.5        | 14.7       | 21.7      |
| Kuwait                | 18.0                                     | 10.7        | 19.1        | 17.8      | 4.5                               | 37.0        | 52.9        | 62.6      | -13.1                     | 26.3       | 33.8       | 44.9      |
| Kyrgyz Republic       | 23.1                                     | 18.3        | 28.1        | 24.4      | 3.8                               | 14.3        | -2.7        | -2.9      | -20.3                     | -5.7       | -30.1      | -28.3     |
| Lebanon               | 17.8                                     | 21.0        | 34.2        | 32.0      | -64.1                             | -1.3        | 5.9         | 6.4       | -81.9                     | -21.8      | -28.0      | -26.7     |
| Libya                 | 13.9                                     | 13.1        | ..          | ..        | 27.2                              | 33.5        | ..          | ..        | 8.6                       | 20.1       | ..         | ..        |
| Malaysia              | 33.0                                     | 25.3        | 22.3        | 22.1      | 34.5                              | 46.1        | 40.3        | 39.5      | 2.1                       | 19.2       | 17.2       | 15.9      |
| Maldives              | 36.7                                     | 26.3        | ..          | ..        | ..                                | 44.2        | ..          | ..        | ..                        | 17.9       | ..         | ..        |
| Mali                  | 23.0                                     | 24.6        | ..          | ..        | 6.4                               | 12.0        | ..          | ..        | -16.6                     | -12.6      | ..         | ..        |
| Mauritania            | 20.0                                     | 16.2        | 24.5        | 25.9      | 4.9                               | 5.3         | 15.7        | 18.2      | -15.1                     | -15.3      | -11.6      | -6.3      |
| Morocco               | 24.0                                     | 26.0        | 30.7        | 30.6      | 19.9                              | 20.2        | 25.2        | 21.5      | -5.4                      | -5.4       | -9.9       | -13.4     |
| Mozambique            | 22.1                                     | 31.0        | 24.7        | 24.3      | -5.8                              | 10.5        | 6.0         | 7.8       | -27.9                     | -20.5      | -18.7      | -16.5     |
| Niger                 | 11.4                                     | 11.2        | ..          | ..        | 1.2                               | 3.5         | ..          | ..        | -6.9                      | -7.9       | ..         | ..        |
| Nigeria               | ..                                       | ..          | ..          | ..        | ..                                | ..          | ..          | ..        | ..                        | ..         | ..         | ..        |
| Oman                  | 12.3                                     | 11.9        | ..          | ..        | 32.0                              | 39.8        | ..          | ..        | 19.6                      | 27.8       | ..         | ..        |
| Pakistan              | 17.3                                     | 15.9        | 14.0        | 11.5      | 11.1                              | 16.0        | 9.7         | 8.0       | -7.8                      | -1.2       | -5.9       | -5.1      |
| Palestine             | ..                                       | 32.7        | ..          | ..        | ..                                | -22.5       | ..          | ..        | ..                        | -55.2      | ..         | ..        |
| Qatar                 | ..                                       | 19.5        | ..          | ..        | ..                                | 65.1        | ..          | ..        | ..                        | 45.0       | ..         | ..        |
| Saudi Arabia          | 19.0                                     | 17.5        | 20.6        | 19.0      | 24.1                              | 37.5        | 42.3        | 50.1      | 9.0                       | 18.8       | 19.4       | 31.0      |
| Senegal               | 18.0                                     | 22.4        | 29.0        | 30.6      | 2.4                               | 11.2        | 10.8        | 10.9      | -6.8                      | -9.3       | -18.2      | -19.7     |
| Sierra-Leone          | 9.6                                      | 6.9         | 15.8        | 14.9      | 8.7                               | -14.3       | 3.3         | 4.6       | -1.3                      | -21.2      | -12.4      | -10.3     |
| Somalia               | 14.9                                     | ..          | ..          | ..        | -12.5                             | ..          | ..          | ..        | -28.0                     | ..         | ..         | ..        |
| Sudan                 | 10.4                                     | 18.6        | 20.2        | 19.2      | 8.2                               | 27.5        | 25.7        | 24.0      | -3.0                      | 2.6        | 2.5        | 2.1       |
| Suriname              | 10.8                                     | 12.4        | ..          | ..        | 8.4                               | -1.1        | ..          | ..        | -2.4                      | -13.5      | ..         | ..        |
| Syria                 | 16.5                                     | 17.3        | 18.8        | ..        | 16.9                              | 24.1        | 18.4        | ..        | 0.4                       | 6.8        | -0.4       | ..        |
| Tajikistan            | 21.7                                     | 7.4         | 18.8        | 18.7      | 17.5                              | 7.3         | -23.0       | -20.8     | -7.4                      | -2.1       | -45.8      | -42.9     |
| Togo                  | 25.3                                     | 14.5        | 18.8        | 18.9      | 14.7                              | 2.0         | 1.8         | 1.4       | -11.9                     | -13.2      | -17.0      | -17.5     |
| Tunisia               | 24.4                                     | 25.2        | 24.3        | 24.0      | 20.0                              | 22.7        | 21.1        | 24.0      | -7.0                      | -3.4       | -5.3       | -2.1      |
| Turkey                | 22.9                                     | 20.4        | 18.9        | 21.8      | 20.3                              | 17.8        | 14.0        | 14.9      | -4.2                      | -3.0       | -5.6       | -8.9      |
| Turkmenistan          | ..                                       | 34.7        | 52.9        | 54.1      | 27.6                              | 49.3        | 85.4        | 86.6      | -12.5                     | 14.6       | 32.5       | 32.5      |
| U.A.E.                | ..                                       | ..          | 23.8        | ..        | ..                                | ..          | 34.4        | ..        | ..                        | ..         | 9.2        | ..        |
| Uganda                | 12.7                                     | 19.2        | 23.3        | 24.4      | 0.6                               | 8.0         | 13.3        | 13.8      | -12.1                     | -11.4      | -10.2      | -10.8     |
| Uzbekistan            | 30.7                                     | 24.0        | 26.2        | 23.5      | 13.2                              | 19.4        | 26.8        | 27.7      | -19.0                     | 3.1        | 0.5        | 4.2       |
| Yemen                 | 10.5                                     | 18.9        | 11.7        | ..        | 7.5                               | 26.3        | 7.6         | ..        | -5.0                      | 7.4        | -4.1       | ..        |
| <b>IDB-56</b>         | <b>22.4</b>                              | <b>20.0</b> | <b>23.1</b> | <b>--</b> | <b>22.4</b>                       | <b>27.8</b> | <b>28.8</b> | <b>--</b> | <b>-2.4</b>               | <b>6.5</b> | <b>4.1</b> | <b>..</b> |
| <b>Of which:</b>      |  |             |             |           |                                   |             |             |           |                           |            |            |           |
| SSA-22*               | 15.1                                     | 18.1        | --          | --        | 10.8                              | 17.9        | --          | --        | -3.7                      | -1.4       | ..         | ..        |
| MENA-19*              | 21.9                                     | 19.7        | --          | --        | 22.5                              | 27.5        | --          | --        | -2.4                      | 6.4        | ..         | ..        |
| ASIA-8*               | 25.7                                     | 20.7        | 26.8        | 26.4      | 26.2                              | 31.1        | 30.3        | 29.8      | -0.8                      | 8.7        | 2.8        | 2.5       |
| CIT-7*                | 26.0                                     | 21.5        | 25.4        | 23.3      | 19.5                              | 22.6        | 40.3        | 43.9      | -10.5                     | 3.2        | 14.3       | 19.7      |
| LDMC-25*              | 16.1                                     | 21.4        | --          | --        | 7.0                               | 14.9        | --          | --        | -8.9                      | -7.3       | ..         | ..        |
| NON-LDMC-31*          | 23.1                                     | 19.8        | 23.2        | --        | 23.9                              | 28.9        | 30.0        | --        | -1.8                      | 7.7        | 5.2        | ..        |
| Oil-Exporters-22*     | 22.1                                     | 19.8        | 21.4        | --        | 24.0                              | 34.6        | 36.9        | --        | -1.3                      | 12.9       | 12.7       | ..        |
| Non-Oil-Exporters-34* | 22.8                                     | 20.1        | --          | --        | 20.5                              | 20.9        | --          | --        | -3.7                      | -0.1       | ..         | ..        |
| <b>OIC-57</b>         | <b>22.4</b>                              | <b>20.0</b> | <b>23.1</b> | <b>--</b> | <b>22.4</b>                       | <b>27.8</b> | <b>28.8</b> | <b>--</b> | <b>-2.4</b>               | <b>6.5</b> | <b>4.1</b> | <b>..</b> |
| <b>Memo:</b>          |  |             |             |           |                                   |             |             |           |                           |            |            |           |
| World                 | 22.5                                     | 21.7        | 19.3        | 19.4      | 29.5                              | 22.2        | 19.7        | 19.5      | 6.0                       | -0.1       | -0.1       | -0.4      |
| Developed Countries   | 22.5                                     | 21.5        | 17.7        | 17.9      | 22.6                              | 21.6        | 17.8        | 17.6      | -0.3                      | -0.4       | -0.1       | -0.4      |
| Developing Countries  | 22.5                                     | 22.5        | 27.3        | 27.5      | 63.2                              | 25.0        | 29.5        | 29.6      | 37.4                      | 1.3        | 0.2        | -0.3      |
| LDCs                  | 16.3                                     | 18.9        | 22.9        | 24.0      | 7.8                               | 13.4        | 13.2        | 13.1      | -8.5                      | -6.3       | -10.7      | -11.7     |

\* See technical notes for country composition of the groupings

\*\* Gross Domestic Savings minus Gross Capital Formation

Table 2.11: Growth of Demand

| Country               | Household Final Consumption Expenditure (Average % Growth) |           | General Government Final Consumption Expenditure (Average % Growth) |           | Gross Capital Formation (Average % Growth) |           | Export of Goods & Services (Average % Growth) |             | Import of Goods & Services (Average % Growth) |             |
|-----------------------|--|-----------|---|-----------|--|-----------|---|-------------|---|-------------|
|                       | 1992-2001  | 2002-2011 | 1992-2001   | 2002-2011 | 1992-2001                                  | 2002-2011 | 1992-2001                                     | 2002-2011   | 1992-2001                                     | 2002-2011   |
| Afghanistan           | ..   | ..        | ..  | ..        | ..   | 13.5      | ..  | 9.9         | ..  | 15.4        |
| Albania               | 8.5  | 14.1      | 8.6   | 9.3       | 31.5                                       | 14.1      | 23.2  | 19.1        | 9.1   | 15.1        |
| Algeria               | -0.6   | ..        | 0.3   | ..        | 0.1  | ..        | 7.0   | ..          | 0.1   | ..          |
| Azerbaijan            | 4.1  | ..        | -5.6  | 37.2      | ..   | 16.1      | -2.0  | 37.8        | 0.2   | 15.5        |
| Bahrain               | 3.7  | ..        | 2.8   | ..        | -3.9                                       | ..        | 4.9   | ..          | 1.0   | ..          |
| Bangladesh            | 4.1  | 9.6       | 4.5   | 10.5      | 8.7  | 10.6      | 12.9  | 15.2        | 10.7  | 15.4        |
| Benin                 | 3.4  | ..        | 4.7   | ..        | 7.1  | 16.3      | 3.7   | 12.2        | 3.5   | 11.9        |
| Brunei                | 0.4  | 7.5       | 5.0   | 7.7       | -3.9                                       | 9.4       | 5.2   | 12.9        | 0.7   | 8.5         |
| Burkina Faso          | 5.7  | ..        | 1.9   | ..        | -0.2                                       | ..        | 2.3   | ..          | 5.2   | ..          |
| Cameroon              | -2.3   | 9.1       | -3.5  | 12.9      | 1.8  | 7.8       | 2.0   | 11.0        | 2.7   | 12.6        |
| Chad                  | -0.3   | ..        | -2.9  | ..        | 14.0                                       | ..        | 3.1   | ..          | 4.5   | ..          |
| Comoros               | -0.2   | ..        | -7.2  | ..        | -9.2                                       | ..        | -5.6  | 8.5         | -5.3  | 16.8        |
| Côte d'Ivoire         | 0.3  | 9.8       | -9.4  | 9.9       | 3.7  | 13.1      | 3.7   | 6.5         | 3.2   | 9.1         |
| Djibouti              | ..   | ..        | ..  | ..        | -1.3                                       | ..        | -0.2  | ..          | -2.2  | ..          |
| Egypt                 | 11.2   | 14.4      | 12.3  | 12.2      | 10.6                                       | 16.1      | 3.8   | 15.3        | 6.8   | 16.9        |
| Gabon                 | -3.4   | 11.9      | -3.4  | 12.9      | 2.1  | 15.1      | 2.1   | 14.5        | 0.1   | 15.2        |
| Gambia                | 0.2  | 8.2       | -2.5  | 9.3       | -5.3                                       | 15.6      | -1.4  | 5.2         | -3.0  | 9.5         |
| Guinea                | -0.2   | 7.6       | -3.3  | 11.8      | -3.1                                       | 1.3       | -0.9  | 6.8         | -0.1  | 11.0        |
| Guinea-Bissau         | -0.1   | ..        | 5.2   | ..        | -13.3                                      | ..        | 16.7  | ..          | 2.4   | ..          |
| Indonesia             | 0.6  | 14.6      | -5.0  | 19.9      | -7.9                                       | 22.6      | 4.8   | 13.7        | 2.2   | 16.1        |
| Iran                  | ..   | ..        | ..  | ..        | ..   | ..        | ..  | ..          | ..  | ..          |
| Iraq                  | ..   | ..        | ..  | ..        | ..   | ..        | ..  | ..          | ..  | ..          |
| Jordan                | 7.2  | 14.1      | 6.8   | 13.2      | -1.1                                       | 16.2      | 3.5   | 13.8        | 3.4   | 14.3        |
| Kazakhstan            | ..   | 23.8      | -4.6  | 24.2      | -5.6                                       | 23.9      | -3.1  | 24.3        | -5.3  | 18.3        |
| Kuwait                | 7.9  | 9.8       | -2.2  | 10.6      | 1.1  | 17.8      | 7.1   | 20.0        | 1.7   | 11.4        |
| Kyrgyz Republic       | -5.6   | 18.0      | -6.0  | 16.1      | -1.4                                       | 26.6      | -2.5  | 21.6        | -4.0  | 26.1        |
| Lebanon               | 8.0  | 8.3       | 17.1  | 6.9       | 8.8  | 17.7      | 19.8  | 13.2        | 3.7   | 13.8        |
| Libya                 | -1.6   | ..        | -1.6  | ..        | -2.0                                       | ..        | -0.1  | ..          | -5.8  | ..          |
| Malaysia              | 2.1  | 13.3      | 1.6   | 12.2      | -2.6                                       | 11.1      | 9.2   | 9.6         | 6.2   | 9.2         |
| Maldives              | ..   | ..        | ..  | ..        | ..   | ..        | 11.2  | 21.0        | 8.4   | 19.3        |
| Mali                  | -0.3   | ..        | -1.4  | ..        | 1.8  | ..        | 7.9   | ..          | 3.3   | ..          |
| Mauritania            | 0.5  | 11.9      | 5.2   | 6.0       | -2.0                                       | 13.9      | -4.3  | 28.5        | -2.1  | 19.4        |
| Morocco               | 2.5  | 10.8      | 4.9   | 8.7       | 6.3  | 14.6      | 5.3   | 12.0        | 4.0   | 15.3        |
| Mozambique            | 8.8  | 11.1      | 7.0   | 15.8      | 12.0                                       | 11.2      | 15.1  | 11.2        | 6.9   | 11.5        |
| Niger                 | 0.8  | ..        | -2.5  | ..        | 6.9  | ..        | 0.9   | ..          | 3.3   | ..          |
| Nigeria               | ..   | ..        | ..  | ..        | ..   | ..        | 6.7   | 16.8        | 3.7   | 16.3        |
| Oman                  | 3.5  | ..        | 3.8   | ..        | 3.0  | ..        | 8.5   | ..          | 5.5   | ..          |
| Pakistan              | 5.3  | ..        | -0.8  | 11.7      | 1.8  | 10.8      | 2.4   | 9.5         | 0.5   | 15.8        |
| Palestine             | ..   | ..        | ..  | ..        | ..   | ..        | ..  | ..          | ..  | ..          |
| Qatar                 | ..   | ..        | ..  | ..        | ..   | ..        | ..  | ..          | ..  | ..          |
| Saudi Arabia          | 1.2  | 12.0      | 3.8   | 9.7       | 2.1  | 14.0      | 4.5   | 15.9        | -0.2  | 18.3        |
| Senegal               | -1.9   | 11.7      | -4.1  | 5.1       | 6.9  | 17.2      | 1.1   | 9.3         | 0.6   | 13.0        |
| Sierra-Leone          | 0.3  | 12.5      | 1.9   | 7.0       | -6.1                                       | 14.5      | -6.7  | 6.8         | 2.4   | 6.3         |
| Somalia               | ..   | ..        | ..  | ..        | ..   | ..        | ..  | ..          | ..  | ..          |
| Sudan                 | 2.9  | 18.6      | 9.6   | 18.0      | 6.7  | 16.5      | 17.1  | 23.0        | 8.6   | 18.1        |
| Suriname              | 9.7  | ..        | 10.8  | ..        | 17.6                                       | ..        | 8.5   | ..          | 15.7  | ..          |
| Syria                 | 4.4  | 15.2      | 3.6   | 10.9      | 1.6  | 16.6      | 8.8   | 14.2        | 1.5   | 16.5        |
| Tajikistan            | 13.7   | 20.7      | -18.0   | 44.3      | -20.3                                      | 34.8      | 10.8  | -0.4        | 7.9   | 18.1        |
| Togo                  | 2.1  | 10.2      | -3.4  | ..        | 3.3  | 13.5      | 3.0   | 10.3        | 4.7   | 10.7        |
| Tunisia               | 5.0  | 8.0       | 5.6   | 5.8       | 4.1  | 9.4       | 4.7   | 10.7        | 3.9   | 10.6        |
| Turkey                | 5.6  | 13.6      | 5.2   | 15.6      | 1.6  | 15.0      | 11.3  | 12.7        | 7.8   | 15.9        |
| Turkmenistan          | ..   | -7.5      | ..  | 18.3      | ..   | 35.1      | -1.6  | 25.5        | 4.8   | 19.3        |
| U.A.E.                | ..   | ..        | ..  | ..        | ..   | ..        | ..  | ..          | ..  | ..          |
| Uganda                | 7.1  | 13.2      | 13.3  | 8.6       | 12.3                                       | 16.1      | 12.9  | 25.6        | 9.2   | 19.2        |
| Uzbekistan            | 0.1  | 19.3      | -1.6  | 19.8      | 0.2  | 23.0      | -0.7  | 19.7        | -4.0  | 21.3        |
| Yemen                 | 4.1  | ..        | 5.1   | ..        | 7.9  | ..        | 25.4  | ..          | 9.1   | ..          |
| <b>IDB-56</b>         | <b>4.7</b>   | <b>..</b> | <b>3.4</b>  | <b>..</b> | <b>2.5</b>                                 | <b>..</b> | <b>7.1</b>                                    | <b>12.0</b> | <b>4.3</b>                                    | <b>12.6</b> |
| <b>Of which:</b>      |  |           |   |           |  |           |   |             |   |             |
| SSA-22*               | 1.1  | ..        | -0.5  | ..        | 4.2  | ..        | 5.2   | 14.5        | 3.3   | 13.6        |
| MENA-19*              | 6.4  | ..        | 5.0   | ..        | 5.6  | ..        | 8.3   | ..          | 5.2   | ..          |
| ASIA-8*               | 2.4  | 12.2      | -0.9  | 15.6      | -3.2                                       | 17.5      | 7.2   | 11.3        | 4.5   | 12.5        |
| CIT-7*                | 3.9  | 19.3      | -3.1  | 23.9      | -0.4                                       | 23.3      | -1.9  | 25.4        | -2.8  | 18.4        |
| LDMC-25*              | 3.6  | ..        | 3.9   | ..        | 6.9  | ..        | 9.3   | ..          | 7.0   | ..          |
| NON-LDMC-31*          | 4.8  | ..        | 3.3   | 10.5      | 2.2  | 13.0      | 7.0   | 12.0        | 4.1   | 12.6        |
| Oil-Exporters-22*     | 5.6  | ..        | 3.7   | ..        | 4.8  | ..        | 7.2   | ..          | 4.1   | ..          |
| Non-Oil-Exporters-34* | 4.0  | ..        | 2.8   | ..        | 0.1  | ..        | 6.9   | 11.9        | 4.5   | 14.3        |
| <b>OIC-57</b>         | <b>4.7</b>   | <b>..</b> | <b>3.4</b>  | <b>..</b> | <b>2.5</b>                                 | <b>..</b> | <b>7.1</b>                                    | <b>12.0</b> | <b>4.3</b>                                    | <b>12.6</b> |
| <b>Memo:</b>          |  |           |   |           |  |           |   |             |   |             |
| World                 | 3.4  | 7.4       | 2.4   | 8.6       | 2.8  | 9.2       | 5.5   | 10.9        | 5.8   | 10.6        |
| Developed Countries   | 3.1  | 5.4       | 2.0   | 6.7       | 2.6  | 4.3       | 5.3   | 9.0         | 5.9   | 8.7         |
| Developing Countries  | 4.7  | 14.6      | 5.2   | 16.8      | 3.6  | 19.9      | 6.1   | 16.3        | 5.2   | 16.4        |
| LDCs                  | 2.6  | 14.8      | 2.2   | 16.6      | 5.4  | 16.2      | 6.1   | 19.3        | 4.4   | 17.8        |

\* See technical notes for country composition of the groupings



**Part II**  
**Macro-Economic Indicators**

**Table 2.12: Government Finance**

| Country               | Current Revenue (excl. grants)<br>(% of GDP) |      |      |      |      | Expenditure<br>(% of GDP) |      |      |      |      | Budget** Suplus (+) / Deficit (-)<br>(% of GDP) |       |       |       |      |
|-----------------------|--|------|------|------|------|---------------------------|------|------|------|------|---|-------|-------|-------|------|
|                       | 1990   | 2000 | 2009 | 2010 | 2011 | 1990                      | 2000 | 2009 | 2010 | 2011 | 1990  | 2000  | 2009  | 2010  | 2011 |
| Afghanistan           | ..   | ..   | 10.5 | 11.0 | ..   | ..                        | ..   | 44.1 | 50.6 | ..   | ..  | ..    | 0.3   | 1.5   | ..   |
| Albania               | ..   | ..   | ..   | ..   | ..   | ..                        | ..   | ..   | ..   | ..   | ..  | ..    | ..    | ..    | ..   |
| Algeria               | ..   | ..   | 37.3 | ..   | ..   | ..                        | ..   | 25.5 | ..   | ..   | ..  | ..    | -4.5  | ..    | ..   |
| Azerbaijan            | ..   | ..   | 15.2 | 13.2 | ..   | ..                        | ..   | 18.9 | 16.9 | ..   | ..  | ..    | -0.1  | -0.3  | ..   |
| Bahrain               | 27.1   | 32.9 | ..   | ..   | ..   | 26.5                      | 22.6 | ..   | ..   | ..   | -2.3  | 8.5   | ..    | ..    | ..   |
| Bangladesh            | ..   | ..   | 11.1 | ..   | ..   | ..                        | ..   | 11.3 | ..   | ..   | ..  | ..    | -1.7  | ..    | ..   |
| Benin                 | ..   | ..   | 17.8 | 18.4 | ..   | ..                        | ..   | 15.2 | 15.1 | ..   | ..  | ..    | -4.5  | -1.0  | ..   |
| Brunei                | ..   | ..   | ..   | ..   | ..   | ..                        | ..   | ..   | ..   | ..   | ..  | ..    | ..    | ..    | ..   |
| Burkina Faso          | ..   | ..   | 13.7 | 15.6 | 16.5 | ..                        | ..   | 12.7 | 12.1 | 13.1 | ..  | ..    | -4.7  | -4.6  | -2.4 |
| Cameroon              | 14.3   | ..   | ..   | ..   | ..   | 14.6                      | ..   | ..   | ..   | ..   | -5.6  | ..    | ..    | ..    | ..   |
| Chad                  | ..   | ..   | ..   | ..   | ..   | ..                        | ..   | ..   | ..   | ..   | ..  | ..    | ..    | ..    | ..   |
| Comoros               | ..   | ..   | ..   | ..   | ..   | ..                        | ..   | ..   | ..   | ..   | ..  | ..    | ..    | ..    | ..   |
| Côte d'Ivoire         | ..   | ..   | 18.9 | 19.2 | ..   | ..                        | ..   | 17.8 | 18.0 | ..   | ..  | ..    | 0.9   | -1.6  | ..   |
| Djibouti              | ..   | ..   | ..   | ..   | ..   | ..                        | ..   | ..   | ..   | ..   | ..  | ..    | ..    | ..    | ..   |
| Egypt                 | 23.0   | ..   | 26.9 | 24.8 | ..   | 24.0                      | ..   | 30.1 | 28.9 | ..   | -2.0  | ..    | -6.6  | -7.7  | ..   |
| Gabon                 | ..   | ..   | ..   | ..   | ..   | ..                        | ..   | ..   | ..   | ..   | ..  | ..    | ..    | ..    | ..   |
| Gambia                | 19.4   | ..   | ..   | ..   | ..   | 17.2                      | ..   | ..   | ..   | ..   | 2.1   | ..    | ..    | ..    | ..   |
| Guinea                | ..   | ..   | ..   | ..   | ..   | ..                        | ..   | ..   | ..   | ..   | ..  | ..    | ..    | ..    | ..   |
| Guinea-Bissau         | ..   | ..   | ..   | ..   | ..   | ..                        | ..   | ..   | ..   | ..   | ..  | ..    | ..    | ..    | ..   |
| Indonesia             | ..   | ..   | 15.4 | 15.0 | ..   | ..                        | ..   | 15.7 | 14.4 | ..   | ..  | ..    | -1.7  | -0.6  | ..   |
| Iran                  | 18.7   | 23.4 | 31.9 | ..   | ..   | 15.8                      | 16.9 | 24.7 | ..   | ..   | -1.9  | 1.8   | 0.6   | ..    | ..   |
| Iraq                  | ..   | ..   | ..   | ..   | ..   | ..                        | ..   | ..   | ..   | ..   | ..  | ..    | ..    | ..    | ..   |
| Jordan                | 26.1   | 25.1 | 24.8 | 22.7 | 20.5 | 30.7                      | 27.1 | 30.1 | 26.9 | 29.5 | -3.5  | -2.0  | -8.9  | -5.6  | -6.8 |
| Kazakhstan            | ..   | 11.3 | 9.2  | 9.9  | ..   | ..                        | 13.7 | 16.9 | 16.2 | ..   | ..  | 0.1   | -2.0  | -1.1  | ..   |
| Kuwait                | 58.7   | ..   | 57.3 | 59.6 | ..   | 46.5                      | ..   | 33.7 | 36.8 | ..   | 6.1   | ..    | 19.3  | 17.5  | ..   |
| Kyrgyz Republic       | ..   | 14.2 | 18.8 | 19.4 | 22.1 | ..                        | 15.8 | 18.8 | 21.1 | 22.8 | ..  | -2.9  | -1.3  | -4.8  | -5.1 |
| Lebanon               | ..   | 16.0 | 22.4 | ..   | ..   | ..                        | 30.5 | 29.4 | ..   | ..   | ..  | -18.4 | -8.3  | ..    | ..   |
| Libya                 | ..   | ..   | ..   | ..   | ..   | ..                        | ..   | ..   | ..   | ..   | ..  | ..    | ..    | ..    | ..   |
| Malaysia              | ..   | 17.5 | 22.3 | 20.1 | ..   | ..                        | 16.5 | 21.7 | 18.8 | ..   | ..  | -4.1  | -6.1  | -5.2  | ..   |
| Maldives              | 22.1   | 30.0 | 21.3 | 23.9 | ..   | 16.6                      | 25.5 | 35.3 | 31.7 | ..   | -7.5  | -5.0  | -21.6 | -16.7 | ..   |
| Mali                  | ..   | 13.4 | 17.1 | 17.3 | ..   | ..                        | 11.6 | 14.7 | 14.5 | ..   | ..  | -3.4  | -2.1  | -2.5  | ..   |
| Mauritania            | ..   | ..   | ..   | ..   | ..   | ..                        | ..   | ..   | ..   | ..   | ..  | ..    | ..    | ..    | ..   |
| Morocco               | ..   | ..   | 33.3 | 31.8 | ..   | ..                        | ..   | 28.0 | 30.6 | ..   | ..  | ..    | 1.0   | -2.6  | ..   |
| Mozambique            | ..   | ..   | ..   | ..   | ..   | ..                        | ..   | ..   | ..   | ..   | ..  | ..    | ..    | ..    | ..   |
| Niger                 | ..   | ..   | ..   | ..   | ..   | ..                        | ..   | ..   | ..   | ..   | ..  | ..    | ..    | ..    | ..   |
| Nigeria               | ..   | ..   | ..   | ..   | ..   | ..                        | ..   | ..   | ..   | ..   | ..  | ..    | ..    | ..    | ..   |
| Oman                  | 35.0   | 23.9 | ..   | ..   | ..   | 32.5                      | 26.2 | ..   | ..   | ..   | -0.3  | -4.4  | ..    | ..    | ..   |
| Pakistan              | 19.1   | 13.9 | 14.0 | 13.9 | 12.4 | 19.8                      | 17.2 | 16.8 | 17.6 | 17.9 | -2.5  | -4.1  | -4.8  | -5.0  | -6.5 |
| Palestine             | ..   | ..   | ..   | ..   | ..   | ..                        | ..   | ..   | ..   | ..   | ..  | ..    | ..    | ..    | ..   |
| Qatar                 | ..   | ..   | 47.6 | 33.6 | ..   | ..                        | ..   | 19.4 | 18.4 | ..   | ..  | ..    | 15.3  | 2.9   | ..   |
| Saudi Arabia          | ..   | ..   | ..   | ..   | ..   | ..                        | ..   | ..   | ..   | ..   | ..  | ..    | ..    | ..    | ..   |
| Senegal               | ..   | 16.9 | ..   | ..   | ..   | ..                        | 12.8 | ..   | ..   | ..   | ..  | -0.9  | ..    | ..    | ..   |
| Sierra-Leone          | 5.6  | 11.4 | 11.8 | 13.3 | 15.4 | ..                        | 28.7 | 22.9 | 27.3 | 29.0 | ..  | -9.3  | -3.2  | -6.9  | -6.1 |
| Somalia               | ..   | ..   | ..   | ..   | ..   | ..                        | ..   | ..   | ..   | ..   | ..  | ..    | ..    | ..    | ..   |
| Sudan                 | ..   | ..   | ..   | ..   | ..   | ..                        | ..   | ..   | ..   | ..   | ..  | ..    | ..    | ..    | ..   |
| Suriname              | ..   | ..   | ..   | ..   | ..   | ..                        | ..   | ..   | ..   | ..   | ..  | ..    | ..    | ..    | ..   |
| Syria                 | 21.9   | ..   | ..   | ..   | ..   | ..                        | ..   | ..   | ..   | ..   | ..  | ..    | ..    | ..    | ..   |
| Tajikistan            | ..   | 10.6 | ..   | ..   | ..   | ..                        | 9.0  | ..   | ..   | ..   | ..  | -0.8  | ..    | ..    | ..   |
| Togo                  | ..   | ..   | 17.0 | 17.3 | ..   | ..                        | ..   | 15.7 | 14.3 | ..   | ..  | ..    | -0.6  | 0.6   | ..   |
| Tunisia               | 30.7   | 26.5 | 28.6 | 29.1 | ..   | 30.4                      | 25.0 | 27.0 | 27.0 | ..   | -3.2  | -2.4  | -1.5  | -1.3  | ..   |
| Turkey                | ..   | ..   | 21.8 | 24.5 | ..   | ..                        | ..   | 27.3 | 25.5 | ..   | ..  | ..    | -5.5  | -2.2  | ..   |
| Turkmenistan          | ..   | ..   | ..   | ..   | ..   | ..                        | ..   | ..   | ..   | ..   | ..  | ..    | ..    | ..    | ..   |
| U.A.E.                | ..   | ..   | ..   | ..   | ..   | 7.7                       | ..   | ..   | ..   | ..   | ..  | ..    | ..    | ..    | ..   |
| Uganda                | ..   | 10.8 | 12.6 | 12.4 | ..   | ..                        | 15.5 | 13.9 | 16.3 | ..   | ..  | -1.9  | -0.9  | -3.9  | ..   |
| Uzbekistan            | ..   | ..   | ..   | ..   | ..   | ..                        | ..   | ..   | ..   | ..   | ..  | ..    | ..    | ..    | ..   |
| Yemen                 | 16.2   | ..   | ..   | ..   | ..   | 15.9                      | ..   | ..   | ..   | ..   | -6.7  | ..    | ..    | ..    | ..   |
| <b>IDB-56</b>         | ..   | ..   | ..   | ..   | ..   | ..                        | ..   | ..   | ..   | ..   | ..  | ..    | ..    | ..    | ..   |
| <b>Of which:</b>      |  |      |      |      |      |                           |      |      |      |      |   |       |       |       |      |
| SSA-22*               | ..   | ..   | ..   | ..   | ..   | ..                        | ..   | ..   | ..   | ..   | ..  | ..    | ..    | ..    | ..   |
| MENA-19*              | ..   | ..   | ..   | ..   | ..   | ..                        | ..   | ..   | ..   | ..   | ..  | ..    | ..    | ..    | ..   |
| ASIA-8*               | ..   | ..   | 16.1 | 15.9 | ..   | ..                        | ..   | 17.1 | 16.4 | ..   | ..  | ..    | -3.1  | -2.2  | ..   |
| CIT-7*                | ..   | ..   | ..   | ..   | ..   | ..                        | ..   | ..   | ..   | ..   | ..  | ..    | ..    | ..    | ..   |
| LDMC-25*              | ..   | ..   | ..   | ..   | ..   | ..                        | ..   | ..   | ..   | ..   | ..  | ..    | ..    | ..    | ..   |
| NON-LDMC-31*          | ..   | ..   | ..   | ..   | ..   | ..                        | ..   | ..   | ..   | ..   | ..  | ..    | ..    | ..    | ..   |
| Oil-Exporters-22*     | ..   | ..   | ..   | ..   | ..   | ..                        | ..   | ..   | ..   | ..   | ..  | ..    | ..    | ..    | ..   |
| Non-Oil-Exporters-34* | ..   | ..   | ..   | ..   | ..   | ..                        | ..   | ..   | ..   | ..   | ..  | ..    | ..    | ..    | ..   |
| <b>OIC-57</b>         | ..   | ..   | ..   | ..   | ..   | ..                        | ..   | ..   | ..   | ..   | ..  | ..    | ..    | ..    | ..   |
| <b>Memo:</b>          |  |      |      |      |      |                           |      |      |      |      |   |       |       |       |      |
| World                 | ..   | ..   | 22.1 | 22.9 | ..   | ..                        | ..   | 29.4 | 29.3 | ..   | ..  | ..    | -7.1  | -6.6  | ..   |
| Developed Countries   | ..   | ..   | 22.7 | 23.0 | ..   | ..                        | ..   | 30.1 | 30.0 | ..   | ..  | ..    | -7.4  | -7.0  | ..   |
| Developing Countries  | ..   | ..   | 18.8 | ..   | ..   | ..                        | ..   | ..   | ..   | ..   | ..  | ..    | ..    | ..    | ..   |
| LDCs                  | ..   | ..   | ..   | ..   | ..   | ..                        | ..   | ..   | ..   | ..   | ..  | ..    | ..    | ..    | ..   |

\* See technical notes for country composition of the groupings  
\*\* including grants.

**Table 2.13: Inflation (CPI)**

| Country               | All Items (2004=100) |             |            |             |            |            |            |            | Growth Rate (%) |            |
|-----------------------|----------------------|-------------|------------|-------------|------------|------------|------------|------------|-----------------|------------|
|                       | 1990                 | 2000        | 2007       | 2008        | 2009       | 2010       | 2011       | 2012       | 1993-2002       | 2003-2012  |
| Afghanistan           | ..                   | ..          | 13.0       | 26.8        | -12.2      | 7.7        | 11.8       | 6.6        | ..              | 10.8       |
| Albania               | -0.2                 | 0.0         | 2.9        | 3.4         | 2.2        | 3.6        | 3.4        | 2.0        | 19.1            | 2.8        |
| Algeria               | 9.3                  | 0.3         | 3.6        | 4.9         | 5.7        | 3.9        | 4.5        | 8.4        | 11.7            | 4.1        |
| Azerbaijan            | ..                   | 1.8         | 16.6       | 20.8        | 1.6        | 5.7        | 7.9        | 3.0        | 330.4           | 8.3        |
| Bahrain               | -0.9                 | -0.7        | 3.3        | 3.5         | 2.8        | 2.0        | -0.4       | 0.6        | 1.0             | 2.0        |
| Bangladesh            | 10.5                 | 2.5         | 9.1        | 8.9         | 5.4        | 8.1        | 10.7       | 8.5        | 5.0             | 7.6        |
| Benin                 | 1.1                  | 4.2         | 1.3        | 7.4         | 0.9        | 2.1        | 2.7        | 6.9        | 7.9             | 3.3        |
| Brunei                | 2.1                  | 1.2         | 1.0        | 2.1         | 1.0        | 0.4        | 2.0        | 1.7        | 1.5             | 1.1        |
| Burkina Faso          | -0.8                 | -0.1        | -0.2       | 10.7        | 2.6        | -0.6       | 2.8        | 3.0        | 5.3             | 2.9        |
| Cameroon              | 1.5                  | 0.8         | 1.1        | 5.3         | 3.0        | 1.3        | 2.9        | 3.0        | 5.9             | 2.5        |
| Chad                  | 0.5                  | 3.8         | -7.4       | 8.3         | 10.1       | -2.1       | 1.9        | 5.5        | 7.0             | 2.1        |
| Comoros               | -7.4                 | 5.9         | 4.5        | 4.8         | 4.8        | 3.9        | 6.8        | 5.6        | 5.0             | 4.5        |
| Côte d'Ivoire         | -0.7                 | -0.4        | 1.9        | 6.3         | 1.0        | 1.4        | 4.9        | 2.0        | 6.4             | 2.9        |
| Djibouti              | ..                   | 2.0         | 5.0        | 12.0        | 1.7        | 4.0        | 5.1        | 4.7        | 2.8             | 4.4        |
| Egypt                 | 21.2                 | 2.8         | 11.0       | 11.7        | 16.2       | 11.7       | 11.1       | 8.7        | 5.9             | 9.5        |
| Gabon                 | 15.4                 | 0.5         | 5.0        | 5.3         | 1.9        | 1.4        | 1.3        | 2.3        | 5.3             | 1.9        |
| Gambia                | 12.2                 | 0.9         | 5.4        | 4.5         | 4.6        | 5.0        | 4.8        | 4.7        | 3.8             | 6.7        |
| Guinea                | 25.7                 | 6.8         | 22.9       | 18.4        | 4.7        | 15.5       | 21.4       | 14.7       | 4.7             | 19.2       |
| Guinea-Bissau         | 33.0                 | 8.6         | 4.6        | 10.4        | -1.6       | 1.1        | 5.0        | 5.0        | 20.9            | 2.6        |
| Indonesia             | 7.8                  | 3.8         | 6.7        | 9.8         | 4.8        | 5.1        | 5.4        | 4.4        | 14.8            | 7.3        |
| Iran                  | 9.0                  | 12.8        | 18.4       | 25.4        | 10.8       | 12.4       | 21.5       | 25.2       | 22.5            | 16.7       |
| Iraq                  | ..                   | ..          | 30.8       | 2.7         | -2.2       | 2.4        | 5.6        | 6.0        | ..              | ..         |
| Jordan                | 16.2                 | 0.7         | 4.7        | 13.9        | -0.7       | 5.0        | 4.4        | 4.5        | 2.7             | 4.7        |
| Kazakhstan            | ..                   | 13.3        | 10.8       | 17.1        | 7.3        | 7.1        | 8.3        | 5.0        | 334.0           | 8.5        |
| Kuwait                | 15.8                 | 1.6         | 5.5        | 10.6        | 4.0        | 4.0        | 4.7        | 4.3        | 1.7             | 4.3        |
| Kyrgyz Republic       | ..                   | 18.7        | 10.2       | 24.5        | 6.8        | 7.8        | 16.6       | 2.9        | 144.0           | 8.6        |
| Lebanon               | 68.9                 | -0.4        | 4.1        | 10.8        | 1.2        | 4.5        | 5.0        | 6.5        | 6.6             | 4.0        |
| Libya                 | 0.7                  | -2.9        | 6.2        | 10.4        | 2.4        | 2.5        | 15.9       | 10.0       | 1.9             | 5.1        |
| Malaysia              | 3.0                  | 1.6         | 2.0        | 5.4         | 0.6        | 1.7        | 3.2        | 2.0        | 3.0             | 2.4        |
| Maldives              | 15.5                 | -1.2        | 7.4        | 12.3        | 4.0        | 4.7        | 14.1       | 12.3       | 4.5             | 6.4        |
| Mali                  | 1.6                  | -0.7        | 1.5        | 9.1         | 2.2        | 1.3        | 3.1        | 7.2        | 5.3             | 2.8        |
| Mauritania            | 4.9                  | 3.3         | 7.3        | 7.5         | 2.1        | 6.3        | 5.7        | 5.9        | 5.3             | 6.9        |
| Morocco               | 6.0                  | 1.9         | 2.0        | 3.9         | 1.0        | 1.0        | 0.9        | 2.2        | 2.9             | 1.8        |
| Mozambique            | 43.7                 | 12.7        | 8.2        | 10.3        | 3.3        | 12.7       | 10.4       | 3.0        | 25.2            | 9.4        |
| Niger                 | -2.0                 | 2.9         | 0.1        | 10.5        | 1.1        | 0.9        | 2.9        | 4.5        | 6.6             | 2.7        |
| Nigeria               | 7.9                  | 6.9         | 5.4        | 11.6        | 12.5       | 13.7       | 10.8       | 11.4       | 28.0            | 12.1       |
| Oman                  | 10.0                 | -1.2        | 5.9        | 12.6        | 3.5        | 3.3        | 4.0        | 3.2        | -0.2            | 3.9        |
| Pakistan              | 9.1                  | 3.6         | 7.8        | 10.8        | 17.6       | 10.1       | 13.7       | 11.0       | 8.1             | 9.6        |
| Palestine             | ..                   | ..          | ..         | ..          | ..         | ..         | ..         | ..         | ..              | ..         |
| Qatar                 | 3.0                  | 1.7         | 13.8       | 15.0        | -4.9       | -2.4       | 1.9        | 2.0        | 2.2             | 5.5        |
| Saudi Arabia          | 2.1                  | -1.1        | 4.1        | 9.9         | 5.1        | 5.4        | 5.0        | 4.9        | 0.3             | 3.8        |
| Senegal               | 0.3                  | 0.7         | 5.9        | 5.8         | -1.7       | 1.2        | 3.4        | 2.3        | 5.2             | 2.1        |
| Sierra-Leone          | 110.9                | -0.9        | 11.7       | 14.8        | 9.2        | 17.8       | 18.5       | 13.7       | 17.8            | 12.9       |
| Somalia               | ..                   | ..          | ..         | ..          | ..         | ..         | ..         | ..         | ..              | ..         |
| Sudan                 | -0.9                 | 8.0         | 8.0        | 14.3        | 11.3       | 13.0       | 18.3       | 28.6       | 51.9            | 12.5       |
| Suriname              | 21.8                 | 58.6        | 6.6        | 15.0        | 0.0        | 6.9        | 17.7       | 6.2        | 98.6            | 10.5       |
| Syria                 | 11.1                 | -3.9        | 4.7        | 15.2        | 2.8        | 4.4        | ..         | ..         | 4.1             | 6.9        |
| Tajikistan            | ..                   | 32.9        | 13.2       | 20.4        | 6.5        | 6.5        | 12.4       | 6.0        | 422.4           | 10.6       |
| Togo                  | 1.1                  | 1.9         | 0.9        | 8.7         | 1.9        | 3.2        | 3.6        | 2.5        | 7.1             | 2.9        |
| Tunisia               | 6.5                  | 2.9         | 3.4        | 4.9         | 3.5        | 4.4        | 3.5        | 5.0        | 3.7             | 3.7        |
| Turkey                | 60.3                 | 55.0        | 8.8        | 10.4        | 6.3        | 8.6        | 6.5        | 8.7        | 73.0            | 10.1       |
| Turkmenistan          | ..                   | 8.0         | 6.3        | 14.5        | -2.7       | 4.5        | 5.3        | 4.3        | 700.1           | 6.3        |
| U.A.E.                | 0.6                  | 1.3         | 11.1       | 12.3        | 1.6        | 0.9        | 0.9        | 0.7        | 3.2             | 5.1        |
| Uganda                | 45.4                 | 3.4         | 6.1        | 12.0        | 13.1       | 4.0        | 18.7       | 14.6       | 6.4             | 9.7        |
| Uzbekistan            | ..                   | 25.0        | 12.3       | 12.7        | 14.1       | 9.4        | 12.8       | 12.9       | 267.0           | 11.7       |
| Yemen                 | ..                   | 12.2        | 7.9        | 19.0        | 3.7        | 11.2       | 19.5       | 15.0       | 29.6            | 12.0       |
| <b>IDB-56</b>         | <b>15.9</b>          | <b>10.9</b> | <b>8.7</b> | <b>12.0</b> | <b>6.8</b> | <b>7.0</b> | <b>8.7</b> | <b>8.7</b> | <b>33.3</b>     | <b>8.3</b> |
| <b>Of which:</b>      |                      |             |            |             |            |            |            |            |                 |            |
| SSA-22*               | 9.9                  | 4.7         | 5.0        | 10.7        | 9.0        | 9.4        | 10.1       | 10.7       | 18.7            | 9.1        |
| MENA-19*              | 20.6                 | 15.3        | 10.1       | 13.1        | 6.6        | 7.2        | 9.0        | 10.0       | 23.2            | 8.8        |
| ASIA-8*               | 7.6                  | 3.3         | 6.3        | 9.1         | 6.5        | 5.8        | 7.3        | 5.8        | 10.1            | 6.8        |
| CIT-7*                | --                   | 14.1        | 11.4       | 16.5        | 6.3        | 6.9        | 8.9        | 6.0        | 320.7           | 8.6        |
| LDMC-25*              | 13.9                 | 5.5         | 7.6        | 12.1        | 5.3        | 7.8        | 11.9       | 10.6       | 28.4            | 8.3        |
| NON-LDMC-31*          | 16.1                 | 11.4        | 8.7        | 11.9        | 6.9        | 7.0        | 8.4        | 8.5        | 33.7            | 8.3        |
| Oil-Exporters-22*     | 7.7                  | 4.6         | 9.8        | 13.6        | 7.1        | 7.2        | 9.6        | 9.9        | 35.6            | 8.7        |
| Non-Oil-Exporters-34* | 25.6                 | 18.7        | 7.1        | 9.9         | 6.4        | 6.7        | 7.1        | 6.8        | 30.4            | 7.8        |
| <b>OIC-57</b>         | <b>16.0</b>          | <b>10.9</b> | <b>8.7</b> | <b>12.0</b> | <b>6.8</b> | <b>7.0</b> | <b>8.7</b> | <b>8.7</b> | <b>33.3</b>     | <b>8.3</b> |
| <b>Memo:</b>          |                      |             |            |             |            |            |            |            |                 |            |
| World                 | 27.7                 | 4.6         | 4.0        | 6.0         | 2.4        | 3.7        | 4.9        | 4.0        | 11.5            | 4.0        |
| Developed Countries   | 5.2                  | 2.3         | 2.2        | 3.4         | 0.1        | 1.5        | 2.7        | 1.9        | 2.2             | 2.0        |
| Developing Countries  | 98.4                 | 8.6         | 6.5        | 9.3         | 5.1        | 6.1        | 7.2        | 6.1        | 32.6            | 6.4        |
| LDCs                  | ..                   | ..          | ..         | ..          | ..         | ..         | ..         | ..         | ..              | ..         |

\* See technical notes for country composition of the groupings

**Part II**  
**Macro-Economic Indicators**

**Table 2.14: GDP Implicit Deflator**

| Country               | Annual Percentage Change (%) |             |            |            |             |             |             |            | Growth Rate (%) |            |
|-----------------------|------------------------------|-------------|------------|------------|-------------|-------------|-------------|------------|-----------------|------------|
|                       | 1990                         | 2000        | 2007       | 2008       | 2009        | 2010        | 2011        | 2012       | 1993-2002       | 2003-2012  |
| Afghanistan           | ..                           | ..          | 8.7        | 18.2       | -4.7        | 9.4         | 13.3        | 9.0        | ..              | 8.7        |
| Albania               | 0.0                          | 2.8         | 3.6        | 0.2        | 2.3         | 3.9         | 3.5         | 2.2        | 10.1            | 3.2        |
| Algeria               | 29.7                         | 24.3        | 6.0        | 1.9        | -11.7       | 16.3        | 16.6        | 8.1        | 12.1            | 8.9        |
| Azerbaijan            | ..                           | 17.7        | 21.0       | 0.7        | -14.3       | 13.6        | 20.4        | 4.1        | 44.8            | 10.9       |
| Bahrain               | 2.7                          | 14.4        | 7.5        | 0.4        | -15.6       | 6.4         | 17.9        | 0.5        | 1.3             | 5.7        |
| Bangladesh            | 6.4                          | 1.7         | 7.9        | 0.3        | 6.5         | 7.1         | 7.8         | 7.3        | 3.8             | 6.8        |
| Benin                 | -3.8                         | 4.5         | 2.5        | 0.3        | 2.0         | 1.9         | 2.4         | 5.5        | 6.4             | 3.3        |
| Brunei                | 8.4                          | 29.0        | 1.1        | 0.4        | -22.1       | 5.3         | 19.4        | 1.2        | 4.0             | 4.6        |
| Burkina Faso          | 1.8                          | -0.8        | 2.3        | 0.3        | 2.3         | 2.8         | 5.6         | 3.5        | 4.0             | 3.4        |
| Cameroon              | 1.7                          | 3.5         | 0.9        | 0.2        | -3.3        | 3.0         | 2.9         | 1.8        | 4.1             | 2.1        |
| Chad                  | -0.3                         | 5.3         | 1.8        | 0.3        | -9.5        | 12.0        | 2.4         | 6.5        | 7.3             | 5.6        |
| Comoros               | 2.2                          | 3.4         | 5.2        | 0.2        | 4.6         | 4.4         | 4.7         | 3.2        | 4.4             | 4.0        |
| Côte d'Ivoire         | -4.5                         | 0.6         | 2.8        | 0.3        | 0.0         | 1.9         | 5.0         | 2.4        | 6.3             | 3.4        |
| Djibouti              | ..                           | 2.4         | 5.0        | 0.3        | 1.7         | 4.0         | 5.1         | 4.7        | 2.8             | 4.6        |
| Egypt                 | 22.3                         | 4.9         | 12.6       | 0.4        | 11.2        | 10.1        | 11.7        | 9.5        | 4.9             | 10.4       |
| Gabon                 | 15.4                         | 28.1        | 5.2        | 0.5        | -19.4       | 18.6        | 13.5        | -0.8       | 6.3             | 6.0        |
| Gambia                | 15.3                         | 3.6         | 4.3        | 0.1        | 4.0         | 4.7         | 4.0         | 4.6        | 4.6             | 4.0        |
| Guinea                | 17.3                         | 10.0        | 13.0       | 0.5        | 6.8         | 20.2        | 19.6        | 14.7       | 3.7             | 18.3       |
| Guinea-Bissau         | -0.8                         | 3.2         | 6.0        | 0.4        | 1.1         | 1.7         | 4.8         | 3.2        | 7.4             | 3.6        |
| Indonesia             | 9.5                          | 21.3        | 11.3       | 0.6        | 8.3         | 8.1         | 8.4         | 6.5        | 20.4            | 11.4       |
| Iran                  | 20.1                         | 26.4        | 20.6       | 0.6        | 2.5         | 14.4        | 23.4        | 15.8       | 22.0            | 15.6       |
| Iraq                  | ..                           | ..          | 8.6        | 1.0        | -26.4       | 18.0        | 24.8        | 3.4        | ..              | ..         |
| Jordan                | 14.2                         | -0.4        | 5.1        | 0.7        | 2.8         | 8.4         | 6.4         | 5.4        | 1.9             | 7.7        |
| Kazakhstan            | ..                           | 17.4        | 13.7       | 0.8        | 3.3         | 19.6        | 16.4        | 4.3        | 44.5            | 15.7       |
| Kuwait                | 1.1                          | 20.5        | 3.9        | 0.6        | -16.5       | 9.9         | 19.5        | 2.8        | 3.1             | 8.0        |
| Kyrgyz Republic       | ..                           | 27.3        | 14.9       | 0.8        | 4.0         | 10.0        | 17.3        | 6.0        | 28.8            | 11.5       |
| Lebanon               | 68.8                         | -2.8        | 3.9        | 0.3        | 6.2         | 0.1         | 3.6         | 4.9        | 4.8             | 3.8        |
| Libya                 | 5.0                          | 13.3        | 11.0       | 0.7        | -24.7       | 12.7        | 16.3        | 11.4       | 12.0            | 9.1        |
| Malaysia              | 3.8                          | 9.0         | 4.9        | 0.4        | -6.0        | 4.1         | 5.5         | 2.9        | 4.0             | 4.2        |
| Maldives              | 26.4                         | 1.1         | 7.0        | 0.3        | 7.8         | 1.1         | 5.0         | 1.6        | 4.1             | 5.6        |
| Mali                  | 8.5                          | 8.0         | 2.6        | 0.3        | 3.6         | 4.2         | 4.3         | 4.2        | 5.1             | 4.7        |
| Mauritania            | 6.3                          | 1.3         | 0.2        | 0.4        | -5.9        | 21.4        | 12.0        | -2.1       | 5.2             | 10.6       |
| Morocco               | 5.5                          | -0.6        | 3.9        | 0.2        | 1.3         | 0.6         | 0.2         | 2.6        | 3.2             | 2.3        |
| Mozambique            | 86.6                         | 11.5        | 7.4        | 0.3        | 4.2         | 10.5        | 8.1         | 5.5        | 19.2            | 7.8        |
| Niger                 | -1.6                         | 3.4         | 4.6        | 0.2        | 4.1         | 0.0         | 3.6         | 4.5        | 4.9             | 3.8        |
| Nigeria               | 9.3                          | 35.2        | 4.3        | 0.4        | -4.4        | 26.8        | 2.3         | 7.8        | 20.2            | 10.8       |
| Oman                  | 15.1                         | 19.7        | 6.7        | 0.9        | -23.5       | 16.9        | 16.4        | 4.8        | 1.9             | 8.8        |
| Pakistan              | 7.2                          | 3.1         | 6.5        | 0.5        | 22.1        | 12.9        | 18.2        | 10.5       | 7.7             | 12.5       |
| Palestine             | ..                           | ..          | ..         | ..         | ..          | ..          | ..          | ..         | ..              | ..         |
| Qatar                 | 63.1                         | 29.2        | 10.9       | 0.8        | -24.2       | 11.8        | 19.4        | 0.1        | 2.8             | 8.4        |
| Saudi Arabia          | 13.1                         | 11.6        | 5.9        | 0.6        | -21.0       | 15.1        | 22.3        | 3.9        | 2.3             | 7.7        |
| Senegal               | 0.0                          | 1.9         | 5.3        | 0.2        | -1.5        | 1.4         | 4.3         | 2.2        | 4.3             | 3.1        |
| Sierra-Leone          | 37.0                         | 6.1         | 6.6        | 0.3        | 8.5         | 17.8        | 17.9        | 10.6       | 23.3            | 12.0       |
| Somalia               | ..                           | ..          | ..         | ..         | ..          | ..          | ..          | ..         | ..              | ..         |
| Sudan                 | 35.4                         | 2.7         | 6.8        | 0.6        | 2.9         | 20.4        | 19.5        | 25.8       | 26.8            | 12.8       |
| Suriname              | 44.9                         | 64.4        | 6.4        | 0.5        | 6.9         | 7.4         | 20.8        | 7.6        | 56.5            | 11.1       |
| Syria                 | 16.4                         | 13.0        | 12.0       | 0.5        | -2.7        | 7.1         | ..          | ..         | 8.2             | ..         |
| Tajikistan            | ..                           | 24.0        | 27.9       | 0.9        | 12.7        | 12.5        | 13.3        | 11.5       | 94.2            | 17.9       |
| Togo                  | -3.0                         | -1.0        | 2.7        | 0.5        | 2.0         | 1.2         | 5.8         | 2.7        | 5.8             | 4.4        |
| Tunisia               | 5.3                          | 3.7         | 2.6        | 0.2        | 3.1         | 4.6         | 4.0         | 5.9        | 3.7             | 4.0        |
| Turkey                | 58.3                         | 49.2        | 6.2        | 0.4        | 5.3         | 5.7         | 8.9         | 6.2        | 67.9            | 7.9        |
| Turkmenistan          | ..                           | 9.8         | 9.3        | 1.7        | 9.7         | 0.4         | 10.5        | 10.5       | 125.3           | 14.9       |
| U.A.E.                | 4.3                          | 11.6        | 9.1        | 0.5        | -13.2       | 7.9         | 14.5        | 1.7        | 3.1             | 7.1        |
| Uganda                | 44.3                         | 8.6         | 6.9        | 0.4        | 11.3        | 7.3         | 13.1        | 12.5       | 5.6             | 8.1        |
| Uzbekistan            | ..                           | 47.3        | 24.0       | 0.8        | 20.2        | 16.1        | 16.2        | 16.6       | 91.7            | 20.0       |
| Yemen                 | ..                           | 23.4        | 10.9       | 0.7        | -8.7        | 24.2        | 18.3        | 10.2       | 18.2            | 12.6       |
| <b>IDB-56</b>         | <b>19.8</b>                  | <b>19.7</b> | <b>9.5</b> | <b>0.6</b> | <b>-0.3</b> | <b>11.1</b> | <b>13.2</b> | <b>7.3</b> | <b>14.9</b>     | <b>8.2</b> |
| <b>Of which:</b>      |                              |             |            |            |             |             |             |            |                 |            |
| SSA-22*               | 11.1                         | 17.3        | 4.5        | 0.4        | -1.6        | 18.0        | 6.1         | 8.3        | 8.2             | 6.4        |
| MENA-19*              | 26.4                         | 23.1        | 10.1       | 0.6        | -4.3        | 10.9        | 15.9        | 7.4        | 9.3             | 8.3        |
| ASIA-8*               | 7.9                          | 12.9        | 8.4        | 0.7        | 7.8         | 8.2         | 9.9         | 6.7        | 13.2            | 8.1        |
| CIT-7*                | --                           | 23.2        | 16.4       | 0.8        | 3.7         | 14.9        | 15.9        | 7.4        | 58.3            | 13.3       |
| LDMC-25*              | 13.3                         | 6.5         | 7.7        | 1.0        | 3.3         | 10.7        | 10.6        | 9.4        | 11.8            | 7.6        |
| NON-LDMC-31*          | 20.2                         | 20.8        | 9.6        | 0.6        | -0.6        | 11.1        | 13.5        | 7.1        | 17.3            | 8.6        |
| Oil-Exporters-22*     | 15.3                         | 17.3        | 10.9       | 0.6        | -5.8        | 13.7        | 16.1        | 7.8        | 19.4            | 9.9        |
| Non-Oil-Exporters-34* | 24.9                         | 22.7        | 7.6        | 0.6        | 7.2         | 7.5         | 9.6         | 6.7        | 12.0            | 7.1        |
| <b>OIC-57</b>         | <b>19.8</b>                  | <b>19.7</b> | <b>9.5</b> | <b>0.6</b> | <b>-0.3</b> | <b>11.1</b> | <b>13.2</b> | <b>7.3</b> | <b>14.8</b>     | <b>8.2</b> |
| <b>Memo:</b>          |                              |             |            |            |             |             |             |            |                 |            |
| World                 | ..                           | ..          | ..         | ..         | ..          | ..          | ..          | ..         | ..              | ..         |
| Developed Countries   | 4.3                          | 1.6         | 2.2        | 2.0        | 0.7         | 1.1         | 1.4         | 1.4        | 1.8             | 1.7        |
| Developing Countries  | ..                           | ..          | ..         | ..         | ..          | ..          | ..          | ..         | ..              | ..         |
| LDCs                  | ..                           | ..          | ..         | ..         | ..          | ..          | ..          | ..         | ..              | ..         |

\* See technical notes for country composition of the groupings

Table 2.15: Prices and Exchange Rates

| Country         | Official exchange rate local currency units to \$ | PPP conversion factor (GDP) to market exchange ratio | Real effective exchange rate index 2005=100 | PPP conversion factor, GDP (LCU per international \$) |         | Interest Rate |             |          |
|-----------------|---|--|---|---|---------|---------------|-------------|----------|
|                 |   |  |   | 1990  | 2011    | Deposit (%)   | Lending (%) | Real (%) |
|                 | 2012  | 2011   | 2011  | 1990  | 2011    | 2010          | 2011        | 2011     |
| Afghanistan     | ..  | 0.5  | ..  | ..  | 21.7    | ..            | 15.1        | 2.0      |
| Albania         | 108.2   | 0.5  | ..  | 1.8   | 45.9    | 6.4           | 12.4        | 9.2      |
| Algeria         | ..  | 0.6  | 101.8                                       | 4.9   | 44.2    | 1.8           | 8.0         | -3.1     |
| Azerbaijan      | 0.8   | 0.7  | ..  | 0.0000119   | 0.5     | 11.6          | 19.0        | 1.9      |
| Bahrain         | 0.4   | ..   | 83.2  | 0.2   | ..      | 1.2           | 6.8         | ..       |
| Bangladesh      | 81.9  | 0.4  | ..  | 17.7  | 29.8    | 7.1           | 13.3        | 5.3      |
| Benin           | 510.5   | 0.5  | ..  | 130.5   | 234.0   | 3.5           | ..          | ..       |
| Brunei          | 1.2   | 0.8  | ..  | 0.7   | 1.0     | 0.5           | 5.5         | -11.6    |
| Burkina Faso    | 510.5   | 0.5  | ..  | 187.0   | 217.8   | 3.5           | ..          | ..       |
| Cameroon        | 510.5   | 0.5  | 101.1                                       | 183.1   | 252.0   | 3.3           | ..          | ..       |
| Chad            | 510.5   | 0.5  | ..  | 133.1   | 255.4   | 3.3           | ..          | ..       |
| Comoros         | 382.9   | 0.7  | ..  | 178.2   | 258.1   | 1.8           | 7.3         | 2.5      |
| Cote d'Ivoire   | 510.5   | 0.7  | 101.5                                       | 170.2   | 315.0   | 3.5           | ..          | ..       |
| Djibouti        | 177.7   | ..   | ..  | 72.3  | ..      | 1.0           | 10.6        | ..       |
| Egypt           | ..  | 0.4  | ..  | 0.7   | 2.6     | 6.2           | 11.0        | -0.1     |
| Gabon           | 510.5   | 0.7  | 99.9  | 161.6   | 330.8   | 3.3           | ..          | ..       |
| Gambia          | ..  | 0.3  | 93.3  | 2.4   | 8.2     | 14.6          | 28.0        | 23.4     |
| Guinea          | ..  | 0.4  | ..  | 474.0   | 2,932.3 | ..            | ..          | ..       |
| Guinea-Bissau   | 510.5   | 0.5  | ..  | 9.2   | 238.9   | 3.5           | ..          | ..       |
| Indonesia       | 9,386.6   | 0.8  | ..  | 788.6   | 6,610.8 | 7.0           | 12.4        | 3.7      |
| Iran            | 12,175.5  | ..   | 159.4                                       | 143.7   | ..      | 11.9          | ..          | ..       |
| Iraq            | 1,166.2   | 0.9  | ..  | ..  | 1,060.0 | 6.1           | 13.6        | -12.2    |
| Jordan          | 0.7   | 0.8  | ..  | 0.4   | 0.6     | 3.5           | 8.7         | 2.2      |
| Kazakhstan      | 149.1   | 0.9  | ..  | 0.001108  | 127.1   | ..            | ..          | ..       |
| Kuwait          | 0.3   | 1.2  | ..  | ..  | 0.3     | 2.3           | 5.2         | -16.8    |
| Kyrgyz Republic | 47.0  | 0.4  | ..  | 0.005346  | 20.7    | 4.1           | 40.2        | 19.6     |
| Lebanon         | 1,507.5   | 0.6  | ..  | 161.5   | 971.4   | 6.2           | 7.5         | 2.6      |
| Libya           | ..  | ..   | ..  | ..  | ..      | 2.5           | 6.0         | ..       |
| Malaysia        | 3.1   | 0.6  | 109.2                                       | 1.3   | 1.9     | 2.5           | 4.9         | -0.5     |
| Maldives        | 15.4  | 0.7  | ..  | ..  | 10.5    | 4.0           | 10.2        | 5.1      |
| Mali            | 510.5   | 0.6  | ..  | 158.2   | 289.1   | 3.5           | ..          | ..       |
| Mauritania      | 296.6   | 0.5  | ..  | 32.4  | 126.7   | 8.0           | 17.0        | 6.7      |
| Morocco         | 8.6   | 0.6  | 95.7  | 4.4   | 5.0     | 3.7           | ..          | ..       |
| Mozambique      | 28.4  | 0.5  | ..  | 0.6   | 15.9    | 9.7           | 19.1        | 7.2      |
| Niger           | 510.5   | 0.5  | ..  | 171.1   | 243.0   | 3.5           | ..          | ..       |
| Nigeria         | 156.8   | 0.6  | 119.7                                       | 2.6   | 91.7    | 6.5           | 16.0        | 13.4     |
| Oman            | 0.4   | 0.9  | ..  | 0.2   | 0.3     | 3.4           | 6.2         | -9.7     |
| Pakistan        | 93.4  | 0.4  | 106.3                                       | 6.5   | 37.2    | 8.1           | 14.4        | -3.3     |
| Palestine       | ..  | ..   | ..  | ..  | ..      | 0.3           | ..          | ..       |
| Qatar           | 3.6   | 1.0  | ..  | ..  | 3.8     | 2.9           | 5.5         | -7.8     |
| Saudi Arabia    | 3.8   | 0.8  | 102.4                                       | 1.9   | 3.2     | ..            | ..          | ..       |
| Senegal         | 510.5   | 0.6  | ..  | 201.1   | 268.5   | 3.5           | ..          | ..       |
| Sierra-Leone    | ..  | 0.4  | 110.8                                       | 48.6  | 1,816.5 | 8.9           | 21.0        | 2.7      |
| Somalia         | ..  | ..   | ..  | ..  | ..      | ..            | ..          | ..       |
| Sudan           | ..  | 0.6  | ..  | 0.0081932   | 1.6     | ..            | ..          | ..       |
| Suriname        | 3.3   | ..   | ..  | 0.0024819   | ..      | 6.2           | 11.8        | ..       |
| Syria           | 11.2  | ..   | ..  | 10.2  | ..      | 6.2           | ..          | ..       |
| Tajikistan      | 4.7   | 0.4  | ..  | 0.00000643  | 1.9     | 6.1           | 24.8        | 10.2     |
| Togo            | 510.5   | 0.6  | 98.7  | 173.5   | 264.5   | 3.5           | ..          | ..       |
| Tunisia         | ..  | 0.5  | 92.2  | 0.4   | 0.6     | ..            | ..          | ..       |
| Turkey          | 1.8   | 0.6  | ..  | 0.0016435750  | 1.0     | 15.3          | ..          | ..       |
| Turkmenistan    | ..  | 0.6  | ..  | 0.0000001877  | 1.7     | ..            | ..          | ..       |
| U.A.E.          | 3.7   | 1.0  | ..  | 1.9   | 3.5     | ..            | ..          | ..       |
| Uganda          | ..  | 0.4  | 106.3                                       | 191.3   | 841.5   | 7.7           | 21.8        | 16.2     |
| Uzbekistan      | ..  | 0.5  | ..  | 0.001093  | 806.1   | ..            | ..          | ..       |
| Yemen           | 214.4   | 0.6  | ..  | 9.5   | 124.7   | 18.7          | 25.0        | 5.7      |

**Table 2.16: Money Supply**

| Country               | Narrow Money    |             |             |             |             |                              | Broad Money     |             |             |             |             |                              |
|-----------------------|-----------------|-------------|-------------|-------------|-------------|------------------------------|-----------------|-------------|-------------|-------------|-------------|------------------------------|
|                       | Annual % Change |             |             |             |             | Growth Rate (%)<br>2002-2011 | Annual % Change |             |             |             |             | Growth Rate (%)<br>2002-2011 |
|                       | 1990            | 2000        | 2009        | 2010        | 2011        |                              | 1990            | 2000        | 2009        | 2010        | 2011        |                              |
| Afghanistan           | 39.8            | ..          | 30.3        | 25.0        | 21.0        | ..                           | 40.6            | ..          | 33.0        | 26.9        | 21.3        | ..                           |
| Albania               | ..              | 20.4        | 4.0         | 0.048       | 0.033       | 9.0                          | ..              | 12.0        | 6.8         | 12.5        | 9.2         | 10.6                         |
| Algeria               | 8.6             | 19.5        | 3.6         | 11.8        | 22.7        | 19.5                         | 11.4            | 14.1        | 3.4         | 12.3        | 17.9        | 14.6                         |
| Azerbaijan            | ..              | 12.9        | -0.5        | 28.5        | 31.9        | 37.5                         | ..              | 73.4        | -0.3        | 24.3        | 32.1        | 37.2                         |
| Bahrain               | 22.2            | 4.6         | 13.7        | 6.7         | 14.5        | 17.1                         | -11.6           | 10.2        | 5.8         | 10.5        | 3.4         | 13.6                         |
| Bangladesh            | 9.6             | 18.7        | 16.5        | 32.7        | 7.9         | 16.5                         | 10.4            | 19.3        | 20.3        | 21.1        | 16.9        | 16.7                         |
| Benin                 | 23.9            | 34.9        | 1.9         | 5.5         | 7.9         | 8.9                          | 28.6            | 26.0        | 8.0         | 7.1         | 8.2         | 10.4                         |
| Brunei                | ..              | -0.9        | 22.9        | -29.2       | 10.9        | 5.0                          | ..              | 47.7        | 9.7         | 4.8         | 10.0        | 6.0                          |
| Burkina Faso          | -1.7            | 7.2         | 22.2        | 7.2         | 19.9        | 14.2                         | -0.5            | 7.5         | 22.3        | 19.3        | 13.7        | 15.0                         |
| Cameroon              | -6.8            | 17.4        | 8.8         | 11.3        | 12.8        | 11.0                         | -0.7            | 19.1        | 8.2         | 13.8        | 10.1        | 10.5                         |
| Chad                  | -0.2            | 18.8        | -5.2        | 26.4        | 11.2        | 17.4                         | -1.0            | 19.4        | -4.6        | 25.3        | 14.2        | 17.5                         |
| Comoros               | 6.0             | 21.0        | 2.8         | 19.3        | 14.5        | 8.5                          | 3.9             | 14.5        | 13.3        | 19.4        | 9.6         | 8.9                          |
| Côte d'Ivoire         | 3.0             | -3.4        | 17.1        | 16.9        | 14.8        | 10.7                         | -2.6            | -1.8        | 17.2        | 18.2        | 10.7        | 10.7                         |
| Djibouti              | 8.6             | -7.8        | 24.9        | 24.0        | -3.3        | 16.1                         | 3.6             | 1.1         | 17.5        | 12.2        | -4.5        | 12.4                         |
| Egypt                 | 16.6            | 5.3         | 12.9        | 13.9        | 15.1        | 16.1                         | 28.7            | 11.6        | 9.5         | 12.4        | 6.7         | 13.4                         |
| Gabon                 | 6.3             | 19.3        | 0.7         | 22.0        | 32.5        | 15.2                         | 3.7             | 18.3        | 3.4         | 20.7        | 27.1        | 12.9                         |
| Gambia                | 13.8            | 37.4        | 1.5         | 16.0        | 10.8        | 16.7                         | 8.4             | 34.8        | 14.8        | 17.8        | 11.2        | 17.5                         |
| Guinea                | ..              | ..          | 41.6        | 100.4       | 11.0        | 36.5                         | -17.4           | 514.1       | 18.6        | 85.3        | 18.2        | 36.5                         |
| Guinea-Bissau         | 729.2           | 63.6        | 8.4         | 19.9        | 49.2        | 14.8                         | 574.6           | 60.7        | 6.9         | 24.4        | 55.9        | 16.8                         |
| Indonesia             | 14.5            | 37.7        | 12.4        | 16.3        | 17.7        | 14.4                         | 44.6            | 16.6        | 13.0        | 15.4        | 16.4        | 13.2                         |
| Iran                  | 18.1            | 24.7        | 9.3         | -21.2       | ..          | ..                           | 18.0            | 22.4        | 27.7        | -41.8       | ..          | ..                           |
| Iraq                  | ..              | ..          | 27.2        | 34.6        | 21.9        | ..                           | ..              | ..          | 26.7        | 31.2        | 20.7        | ..                           |
| Jordan                | 9.4             | 14.2        | 8.3         | 8.7         | 11.1        | 13.4                         | 8.3             | 7.6         | 24.3        | 9.2         | 2.7         | 14.0                         |
| Kazakhstan            | ..              | 14.7        | 43.4        | 18.3        | 24.7        | 33.8                         | ..              | 45.0        | 19.5        | 13.3        | 15.0        | 34.2                         |
| Kuwait                | ..              | 7.0         | 5.3         | 18.8        | 9.3         | 14.4                         | ..              | 6.3         | 13.4        | 3.0         | 6.7         | 11.6                         |
| Kyrgyz Republic       | ..              | 9.6         | ..          | ..          | ..          | ..                           | ..              | 11.7        | ..          | ..          | ..          | ..                           |
| Lebanon               | 56.7            | 5.7         | 13.4        | 18.4        | 7.2         | 10.2                         | 55.1            | 9.8         | 19.6        | 12.1        | 5.5         | 10.8                         |
| Libya                 | 26.4            | 4.5         | 12.2        | 7.2         | 28.3        | 22.3                         | 19.0            | 3.1         | 17.4        | -0.6        | 24.0        | 19.8                         |
| Malaysia              | 15.6            | 7.7         | 11.8        | 12.1        | 13.8        | 11.9                         | -43.7           | 10.0        | 7.7         | 7.3         | 14.6        | 9.6                          |
| Maldives              | 18.7            | 11.3        | 17.2        | 8.9         | 20.0        | 19.6                         | 18.6            | 4.2         | 14.4        | 14.6        | 20.0        | 19.5                         |
| Mali                  | -10.8           | 9.9         | 8.9         | 15.3        | 18.4        | 11.8                         | -4.9            | 12.5        | 14.6        | 12.2        | 15.6        | 12.2                         |
| Mauritania            | 13.1            | ..          | 14.3        | 14.0        | 27.8        | ..                           | 12.7            | ..          | 15.5        | 12.7        | 23.9        | ..                           |
| Morocco               | 37.3            | 7.9         | 5.7         | 6.9         | 8.5         | 11.0                         | 21.5            | 8.4         | 5.9         | 7.9         | 7.3         | 11.2                         |
| Mozambique            | 35.8            | 22.3        | 37.2        | 23.3        | 7.1         | 20.6                         | 37.2            | 38.3        | 32.6        | 24.6        | 7.8         | 21.8                         |
| Niger                 | -11.7           | 12.3        | 22.4        | 26.4        | 5.7         | 17.5                         | -4.1            | 12.8        | 18.7        | 21.6        | 6.0         | 16.6                         |
| Nigeria               | 29.5            | 62.1        | -3.8        | 15.9        | 17.8        | 24.0                         | 32.7            | 48.1        | 14.4        | 9.3         | 13.6        | 26.6                         |
| Oman                  | 13.1            | 7.5         | 17.8        | 22.3        | 4.4         | 18.8                         | 10.0            | 6.0         | 4.7         | 11.3        | 12.2        | 14.6                         |
| Pakistan              | 17.3            | 10.1        | 16.3        | 17.9        | 11.4        | 18.6                         | 11.6            | 12.1        | 14.8        | 15.1        | 12.0        | 15.4                         |
| Palestine             | ..              | ..          | ..          | ..          | ..          | ..                           | ..              | 24.9        | 6.0         | 9.6         | 4.0         | 7.1                          |
| Qatar                 | 19.2            | 6.5         | 6.1         | 22.7        | 29.4        | 28.9                         | -4.6            | 10.7        | 16.9        | 23.1        | 17.1        | 23.4                         |
| Saudi Arabia          | 11.6            | 5.7         | 22.5        | 19.9        | 21.7        | 15.7                         | 4.6             | 4.5         | 10.8        | 5.2         | 13.3        | 14.2                         |
| Senegal               | -11.5           | 5.7         | 9.1         | 13.3        | 6.5         | 12.4                         | -4.8            | 10.8        | 11.4        | 13.7        | 6.8         | 11.8                         |
| Sierra-Leone          | 64.3            | 4.4         | 21.1        | 29.8        | 15.4        | 20.5                         | 74.0            | 12.1        | 27.5        | 32.7        | 21.6        | 25.1                         |
| Somalia               | ..              | ..          | ..          | ..          | ..          | ..                           | ..              | ..          | ..          | ..          | ..          | ..                           |
| Sudan                 | 46.4            | 42.2        | 19.2        | 22.6        | 22.7        | 25.9                         | 48.8            | 36.9        | 23.7        | 25.4        | 17.9        | 25.8                         |
| Suriname              | 3.9             | 104.4       | 9.7         | 12.4        | 18.0        | 26.2                         | 4.2             | 80.5        | 15.0        | 10.7        | 21.4        | 30.4                         |
| Syria                 | 24.9            | 17.7        | 5.3         | 16.4        | ..          | ..                           | 26.1            | 19.0        | 8.6         | 13.5        | ..          | ..                           |
| Tajikistan            | ..              | 46.9        | ..          | ..          | ..          | ..                           | ..              | 63.3        | ..          | ..          | ..          | ..                           |
| Togo                  | 19.2            | 22.4        | 11.0        | 12.5        | 18.7        | 12.6                         | 9.5             | 15.4        | 16.0        | 16.3        | 15.6        | 13.5                         |
| Tunisia               | 6.1             | 9.9         | 14.5        | 10.6        | 19.5        | 11.0                         | 7.6             | 14.1        | 12.5        | 11.3        | 9.3         | 10.5                         |
| Turkey                | 59.0            | 60.9        | 23.6        | 21.9        | 14.7        | 35.8                         | 53.1            | 40.7        | 12.7        | 18.5        | 15.2        | 20.8                         |
| Turkmenistan          | ..              | ..          | ..          | ..          | ..          | ..                           | ..              | ..          | ..          | ..          | ..          | ..                           |
| U.A.E.                | -2.7            | 12.6        | 7.4         | 4.2         | 13.4        | 21.7                         | -8.2            | 15.3        | 9.8         | 6.2         | 5.0         | 18.6                         |
| Uganda                | 50.0            | 16.8        | 16.4        | 34.7        | 7.3         | 19.0                         | 60.2            | 18.1        | 17.5        | 38.1        | 10.4        | 20.4                         |
| Uzbekistan            | ..              | ..          | ..          | ..          | ..          | ..                           | ..              | ..          | ..          | ..          | ..          | ..                           |
| Yemen                 | ..              | 19.3        | 11.5        | 3.7         | 26.2        | 13.6                         | ..              | 25.3        | 12.8        | 11.8        | 0.4         | 14.7                         |
| <b>IDB-56</b>         | <b>18.7</b>     | <b>16.4</b> | <b>12.1</b> | <b>15.9</b> | <b>17.5</b> | <b>17.3</b>                  | <b>11.7</b>     | <b>24.3</b> | <b>13.1</b> | <b>14.8</b> | <b>14.9</b> | <b>16.7</b>                  |
| <b>Of which:</b>      |                 |             |             |             |             |                              |                 |             |             |             |             |                              |
| SSA-22*               | 24.5            | 15.0        | 12.7        | 21.6        | 15.2        | 15.4                         | 22.2            | 30.6        | 14.8        | 21.5        | 14.4        | 16.1                         |
| MENA-19*              | 12.5            | 13.1        | 12.0        | 12.0        | 21.5        | 17.5                         | 0.7             | 13.8        | 12.9        | 7.6         | 13.7        | 15.0                         |
| ASIA-8*               | 16.6            | 23.4        | 17.0        | 10.4        | 15.0        | 16.4                         | 8.3             | 25.0        | 15.8        | 14.3        | 16.5        | 16.2                         |
| CIT-7*                | ..              | 20.2        | ..          | ..          | ..          | ..                           | ..              | 38.7        | ..          | ..          | ..          | ..                           |
| LDMC-25*              | 27.0            | 16.1        | 12.5        | 21.7        | 15.1        | 17.3                         | 21.7            | 30.7        | 14.2        | 21.5        | 13.8        | 17.4                         |
| NON-LDMC-31*          | 11.4            | 16.8        | 11.7        | 11.8        | 19.4        | 17.3                         | 3.4             | 19.4        | 12.2        | 9.9         | 15.7        | 16.2                         |
| Oil-Exporters-22*     | 6.4             | 15.7        | 10.2        | 14.7        | 25.8        | 19.2                         | -6.0            | 19.9        | 12.0        | 10.4        | 18.9        | 18.1                         |
| Non-Oil-Exporters-34* | 26.6            | 16.7        | 13.2        | 16.7        | 13.1        | 16.1                         | 23.2            | 27.0        | 13.7        | 17.7        | 12.7        | 15.9                         |
| <b>OIC-57</b>         | <b>19.4</b>     | <b>16.3</b> | <b>12.0</b> | <b>16.0</b> | <b>17.5</b> | <b>17.2</b>                  | <b>12.4</b>     | <b>24.0</b> | <b>13.1</b> | <b>14.8</b> | <b>14.9</b> | <b>16.6</b>                  |

\* See technical notes for country composition of the groupings

**Figure 2.3: Broad Money Supply (M2)**

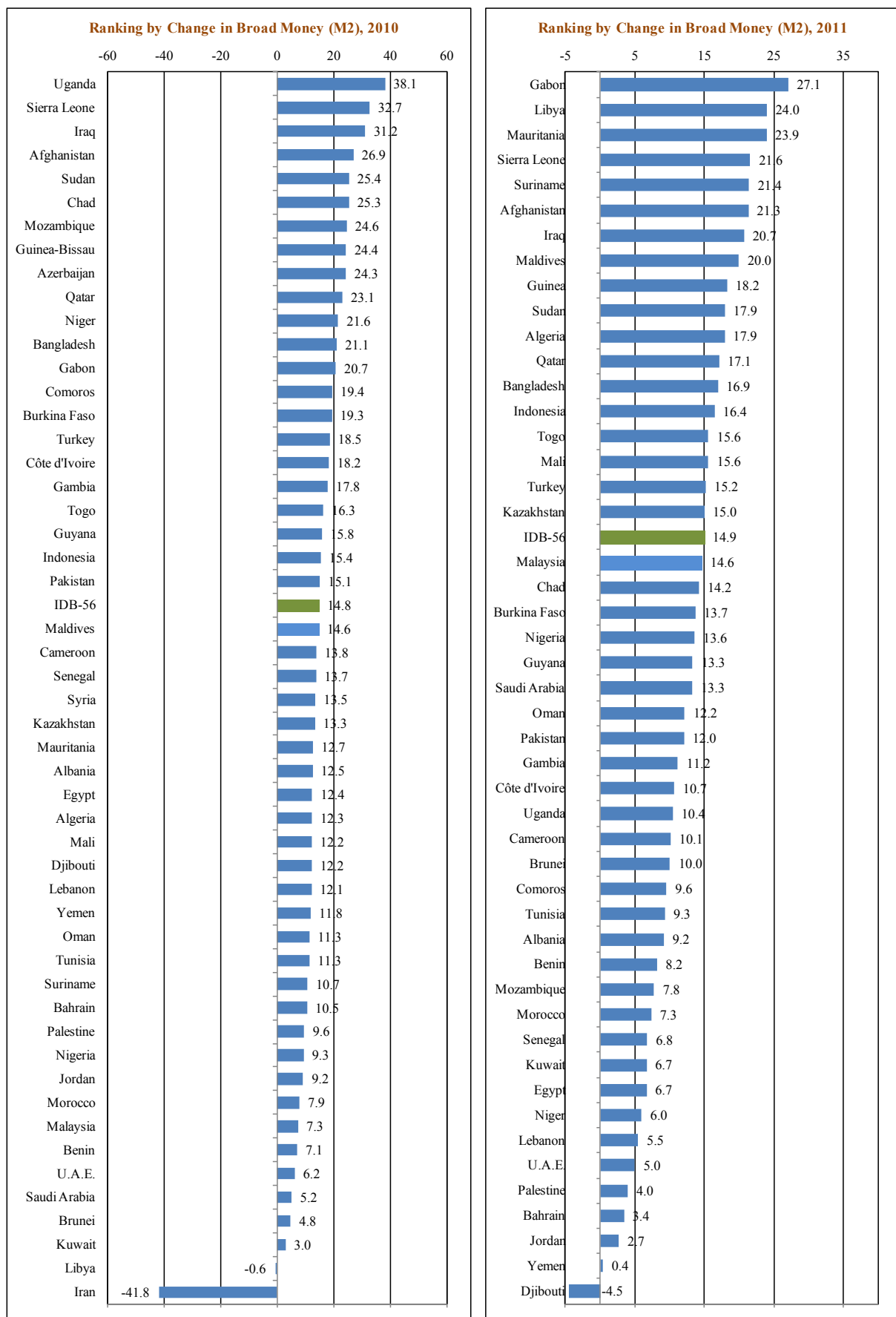


Table 2.17: Financial Depth and Efficiency

| Country               | Domestic credit provided by banking sector % of GDP |             | Liquid liabilities (M3) % of GDP |           | Quasi-liquid liabilities % of GDP |           | Bank liquid reserves to bank assets ratio % |           | Interest rate spread** |           | Risk premium on lending*** |           |
|-----------------------|---|-------------|----------------------------------|-----------|-----------------------------------|-----------|---|-----------|------------------------|-----------|----------------------------|-----------|
|                       | 1990  | 2011        | 1990                             | 2011      | 1990                              | 2011      | 1990  | 2011      | 1990                   | 2010      | 1990                       | 2011      |
| Afghanistan           | ..  | -2.9        | ..                               | ..        | ..                                | ..        | ..  | 67.5      | ..                     | ..        | ..                         | ..        |
| Albania               | ..  | 69.1        | ..                               | ..        | ..                                | ..        | ..  | 13.5      | ..                     | 6.4       | ..                         | 7.0       |
| Algeria               | 78.4  | -4.7        | 73.5                             | 46.4      | 30.2                              | 1.6       | ..  | 83.4      | ..                     | 6.3       | ..                         | 7.8       |
| Azerbaijan            | ..  | 20.0        | ..                               | ..        | ..                                | ..        | ..  | 12.1      | ..                     | 9.1       | ..                         | 16.7      |
| Bahrain               | -1.0  | ..          | ..                               | ..        | ..                                | ..        | ..  | ..        | 0.9                    | 6.0       | ..                         | 5.8       |
| Bangladesh            | 22.4  | 70.4        | ..                               | ..        | ..                                | ..        | ..  | 10.9      | 4.0                    | 5.9       | ..                         | ..        |
| Benin                 | 22.4  | 21.7        | 26.7                             | 40.0      | 5.9                               | 14.7      | ..  | ..        | 9.0                    | ..        | ..                         | ..        |
| Brunei                | ..  | 8.1         | ..                               | 62.3      | ..                                | 41.8      | ..  | 9.3       | ..                     | 5.0       | ..                         | ..        |
| Burkina Faso          | 12.2  | 18.0        | 19.0                             | 29.6      | 6.7                               | 13.1      | ..  | ..        | 9.0                    | ..        | ..                         | ..        |
| Cameroon              | 30.9  | 14.0        | ..                               | ..        | ..                                | ..        | ..  | 31.9      | 11.0                   | ..        | ..                         | ..        |
| Chad                  | 11.5  | 7.8         | ..                               | ..        | ..                                | ..        | ..  | 35.3      | 4.5                    | ..        | ..                         | ..        |
| Comoros               | 20.6  | 21.2        | 22.9                             | ..        | 6.9                               | ..        | ..  | 51.9      | ..                     | 5.3       | ..                         | ..        |
| Côte d'Ivoire         | 44.5  | 25.3        | 28.8                             | 40.5      | 10.9                              | 12.8      | ..  | ..        | 9.0                    | ..        | ..                         | ..        |
| Djibouti              | 40.6  | ..          | ..                               | ..        | ..                                | ..        | ..  | ..        | ..                     | 9.3       | ..                         | ..        |
| Egypt                 | 99.8  | 74.9        | ..                               | ..        | ..                                | ..        | ..  | 16.8      | 7.0                    | 4.8       | ..                         | -2.9      |
| Gabon                 | 20.0  | 12.2        | ..                               | ..        | ..                                | ..        | ..  | 52.6      | 5.0                    | ..        | ..                         | ..        |
| Gambia                | 3.4   | 43.8        | 20.7                             | ..        | 8.8                               | ..        | ..  | 22.2      | 15.2                   | 12.4      | 9.0                        | 16.2      |
| Guinea                | ..  | 32.3        | ..                               | ..        | 0.8                               | ..        | ..  | ..        | 0.2                    | ..        | ..                         | ..        |
| Guinea-Bissau         | 77.5  | 13.5        | ..                               | 40.2      | ..                                | 6.2       | ..  | ..        | 13.1                   | ..        | ..                         | ..        |
| Indonesia             | 46.7  | 38.5        | ..                               | 34.4      | ..                                | 22.6      | ..  | 32.9      | 3.3                    | 6.2       | ..                         | ..        |
| Iran                  | 64.4  | ..          | 59.8                             | ..        | 32.2                              | ..        | ..  | ..        | ..                     | 0.1       | ..                         | ..        |
| Iraq                  | ..  | -0.8        | ..                               | ..        | ..                                | ..        | ..  | 158.4     | ..                     | 8.0       | ..                         | 4.1       |
| Jordan                | 110.0   | 106.6       | 131.2                            | ..        | 77.8                              | ..        | ..  | ..        | 2.2                    | 5.5       | ..                         | ..        |
| Kazakhstan            | ..  | 40.3        | ..                               | ..        | ..                                | ..        | ..  | 8.5       | ..                     | ..        | ..                         | ..        |
| Kuwait                | ..  | 49.5        | ..                               | 42.2      | ..                                | 28.5      | ..  | 10.6      | ..                     | 2.6       | ..                         | 4.4       |
| Kyrgyz Republic       | ..  | ..          | ..                               | ..        | ..                                | ..        | ..  | ..        | ..                     | 27.4      | ..                         | 31.9      |
| Lebanon               | 132.6   | 173.7       | ..                               | ..        | ..                                | ..        | ..  | ..        | 23.1                   | 2.1       | 21.1                       | 3.6       |
| Libya                 | 103.5   | ..          | ..                               | ..        | ..                                | ..        | ..  | ..        | 1.5                    | 3.5       | 1.5                        | ..        |
| Malaysia              | 72.7  | 128.7       | ..                               | ..        | ..                                | ..        | ..  | 22.4      | 3.1                    | 2.5       | 2.7                        | 2.0       |
| Maldives              | 33.0  | 82.4        | ..                               | ..        | ..                                | ..        | ..  | 29.1      | ..                     | 6.3       | ..                         | 4.8       |
| Mali                  | 13.7  | 16.9        | 20.5                             | 29.7      | 5.5                               | 7.8       | ..  | ..        | 9.0                    | ..        | ..                         | ..        |
| Mauritania            | 47.0  | 43.8        | ..                               | ..        | ..                                | ..        | ..  | ..        | 5.0                    | 9.0       | ..                         | 14.3      |
| Morocco               | 43.0  | 110.9       | 61.0                             | ..        | 18.4                              | ..        | ..  | 4.1       | 0.5                    | ..        | ..                         | ..        |
| Mozambique            | 15.6  | 24.9        | ..                               | ..        | ..                                | ..        | ..  | 16.9      | ..                     | 6.6       | ..                         | 3.9       |
| Niger                 | 16.2  | 14.7        | ..                               | 21.4      | ..                                | 4.7       | ..  | ..        | 9.0                    | ..        | ..                         | ..        |
| Nigeria               | 23.7  | 37.5        | 23.6                             | ..        | 10.3                              | ..        | ..  | 12.0      | 5.5                    | 11.1      | ..                         | 6.3       |
| Oman                  | 15.0  | 32.3        | ..                               | ..        | ..                                | ..        | ..  | 15.5      | 1.4                    | 3.5       | ..                         | ..        |
| Pakistan              | 50.9  | 43.3        | 39.8                             | ..        | 10.0                              | ..        | ..  | 11.7      | ..                     | 5.9       | ..                         | 1.3       |
| Palestine             | ..  | ..          | ..                               | ..        | ..                                | ..        | ..  | ..        | ..                     | ..        | ..                         | ..        |
| Qatar                 | 33.6  | 70.2        | 50.8                             | ..        | 35.6                              | ..        | ..  | 5.1       | 3.5                    | 4.4       | ..                         | ..        |
| Saudi Arabia          | 12.9  | -4.8        | ..                               | ..        | ..                                | ..        | ..  | ..        | ..                     | ..        | ..                         | ..        |
| Senegal               | 33.6  | 31.5        | 22.8                             | 40.2      | 9.7                               | 15.8      | ..  | ..        | 9.0                    | ..        | ..                         | ..        |
| Sierra-Leone          | 36.3  | 17.1        | ..                               | ..        | ..                                | ..        | ..  | ..        | 12.0                   | 12.3      | 5.0                        | -3.1      |
| Somalia               | ..  | ..          | ..                               | ..        | ..                                | ..        | ..  | ..        | ..                     | ..        | ..                         | ..        |
| Sudan                 | 21.7  | 23.0        | ..                               | ..        | ..                                | ..        | ..  | 27.1      | ..                     | ..        | ..                         | ..        |
| Suriname              | 109.2   | ..          | ..                               | ..        | ..                                | ..        | ..  | 14.5      | ..                     | 5.4       | ..                         | ..        |
| Syria                 | 56.6  | ..          | ..                               | ..        | ..                                | ..        | ..  | ..        | 5.0                    | 3.7       | ..                         | ..        |
| Tajikistan            | ..  | ..          | ..                               | ..        | ..                                | ..        | ..  | ..        | ..                     | 18.1      | ..                         | 17.4      |
| Togo                  | 21.3  | 35.4        | ..                               | 48.5      | ..                                | 19.4      | ..  | ..        | 9.0                    | ..        | ..                         | ..        |
| Tunisia               | 62.5  | 83.1        | ..                               | 70.8      | ..                                | 40.4      | ..  | ..        | ..                     | ..        | ..                         | ..        |
| Turkey                | 19.5  | 69.3        | ..                               | ..        | ..                                | ..        | ..  | 12.9      | ..                     | ..        | ..                         | ..        |
| Turkmenistan          | ..  | ..          | ..                               | ..        | ..                                | ..        | ..  | ..        | ..                     | ..        | ..                         | ..        |
| U.A.E.                | 23.2  | 81.4        | ..                               | ..        | ..                                | ..        | ..  | ..        | ..                     | ..        | ..                         | ..        |
| Uganda                | ..  | 18.7        | ..                               | ..        | ..                                | ..        | ..  | 14.6      | 7.4                    | 12.5      | -2.3                       | 7.2       |
| Uzbekistan            | ..  | ..          | ..                               | ..        | ..                                | ..        | ..  | ..        | ..                     | ..        | ..                         | ..        |
| Yemen                 | 51.8  | 22.7        | ..                               | ..        | ..                                | ..        | ..  | ..        | ..                     | 5.2       | ..                         | 2.1       |
| <b>IDB-56</b>         | <b>44.1</b>   | <b>49.7</b> | <b>--</b>                        | <b>--</b> | <b>--</b>                         | <b>--</b> | <b>--</b>                                   | <b>--</b> | <b>--</b>              | <b>--</b> | <b>--</b>                  | <b>--</b> |
| <b>Of which:</b>      |   |             |                                  |           |                                   |           |   |           |                        |           |                            |           |
| SSA-22*               | 26.2  | 29.5        | --                               | --        | --                                | --        | --  | --        | 7.0                    | --        | --                         | --        |
| MENA-19*              | 44.8  | 49.9        | --                               | --        | --                                | --        | --  | --        | --                     | 3.0       | --                         | --        |
| ASIA-8*               | 49.3  | 58.2        | --                               | --        | --                                | --        | --  | 26.4      | --                     | 5.4       | --                         | --        |
| CIT-7*                | ..  | --          | --                               | --        | --                                | --        | --  | --        | --                     | --        | --                         | --        |
| LDMC-25*              | 24.7  | 37.4        | --                               | --        | --                                | --        | --  | --        | --                     | --        | --                         | --        |
| NON-LDMC-31*          | 45.7  | 50.6        | --                               | --        | --                                | --        | --  | --        | --                     | --        | --                         | --        |
| Oil-Exporters-22*     | 53.8  | 45.5        | --                               | --        | --                                | --        | --  | --        | --                     | --        | --                         | --        |
| Non-Oil-Exporters-34* | 37.6  | 56.6        | --                               | --        | --                                | --        | --  | --        | --                     | --        | --                         | --        |
| <b>OIC-57</b>         | <b>44.2</b>   | <b>49.7</b> | <b>--</b>                        | <b>--</b> | <b>--</b>                         | <b>--</b> | <b>--</b>                                   | <b>--</b> | <b>--</b>              | <b>--</b> | <b>--</b>                  | <b>--</b> |
| <b>Memo:</b>          |   |             |                                  |           |                                   |           |   |           |                        |           |                            |           |
| World                 | 130.5   | 165.4       | ..                               | ..        | ..                                | ..        | ..  | 14.6      | 5.4                    | 6.2       | ..                         | ..        |
| Developed Countries   | 141.9   | 203.9       | 99.1                             | ..        | ..                                | ..        | ..  | ..        | 4.2                    | ..        | ..                         | ..        |
| Developing Countries  | 60.7  | 91.6        | ..                               | ..        | ..                                | ..        | ..  | 19.4      | 6.0                    | 7.3       | ..                         | ..        |
| LDCs                  | 27.2  | 30.3        | ..                               | ..        | ..                                | ..        | ..  | ..        | 8.3                    | 9.8       | ..                         | ..        |

\* See technical notes for country composition of the groupings

\*\* Lending rate minus deposit rate

\*\*\* Prime rate minus treasury bill rate

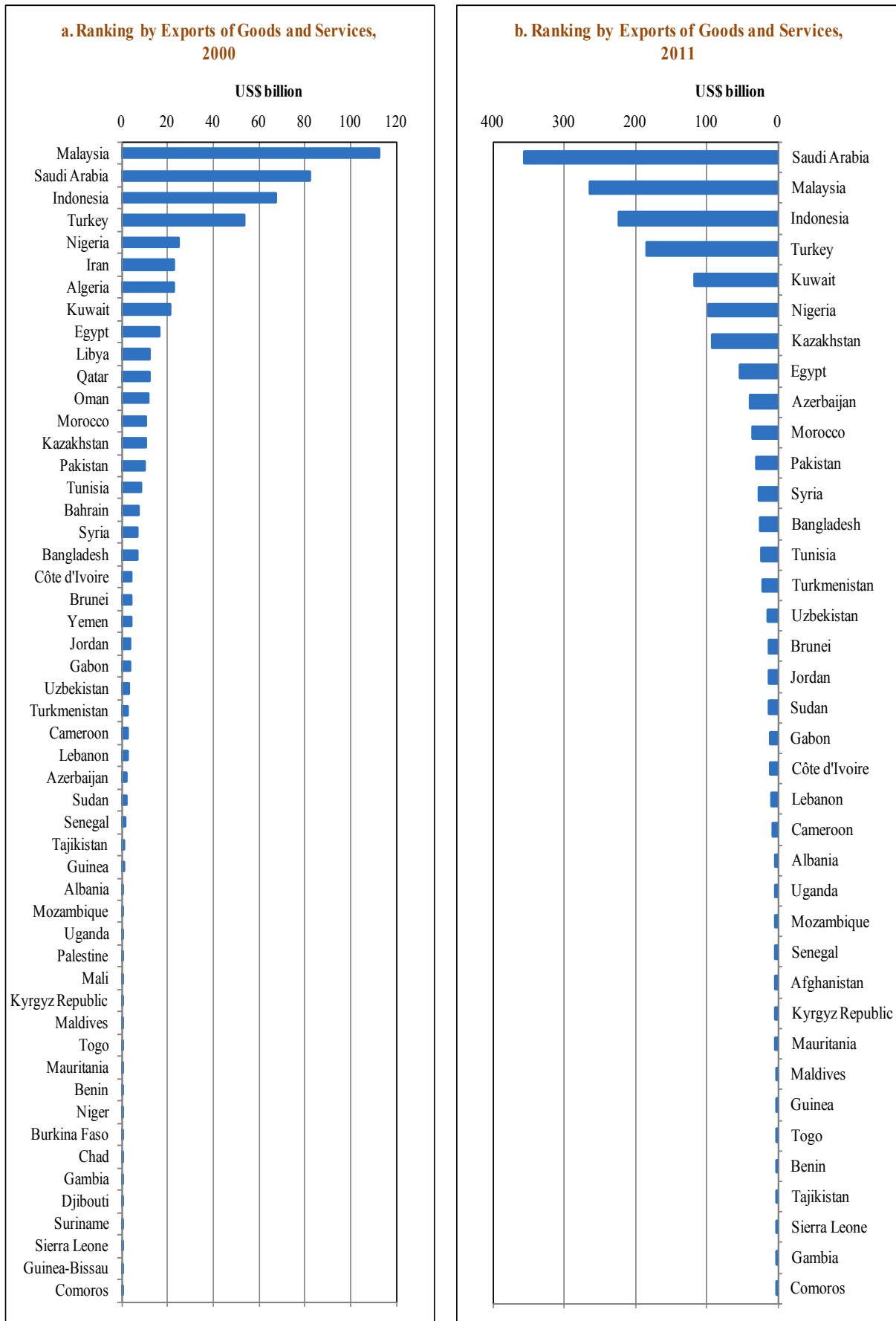
This page is left blank intentionally



**PART III**

**EXTERNAL SECTOR  
ECONOMIC INDICATORS**

**Figure 3.1: Exports of Goods and Services**



**Part III**  
**External Sector Economic Indicators**

**Table 3.1: Exports of Goods and Services**

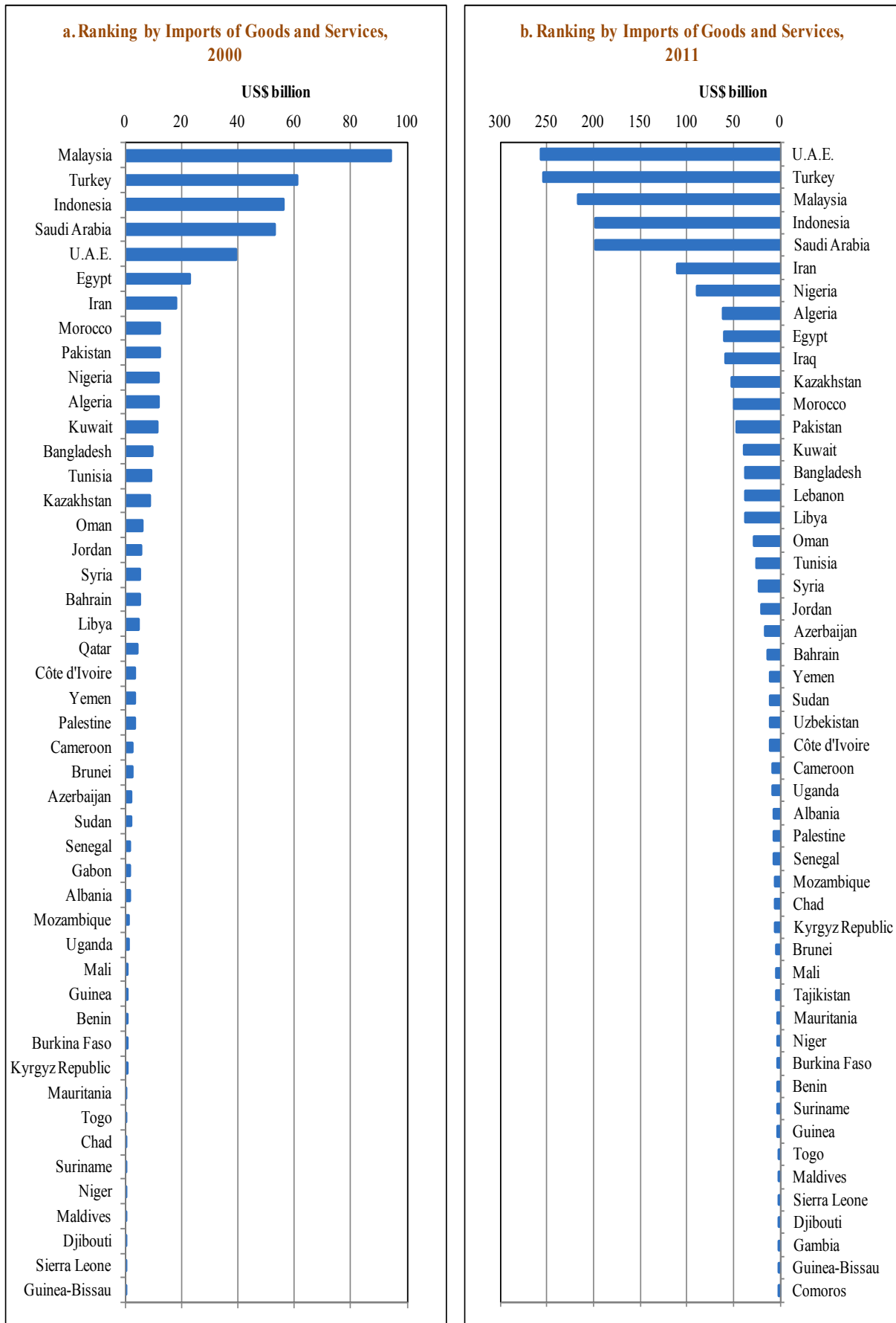
| Country               | Exports of Goods & Services<br>(US\$ million) |                |                  |                  |                  |                  |                  | Growth Rate**<br>(%) |             |
|-----------------------|---|----------------|------------------|------------------|------------------|------------------|------------------|----------------------|-------------|
|                       | 1990  | 1995           | 2000             | 2008             | 2009             | 2010             | 2011             | 1992-2001            | 2002-2011   |
| Afghanistan           | ..  | ..             | ..               | ..               | ..               | ..               | ..               | ..                   | ..          |
| Albania               | 354   | 704            | 3,025            | 3,833            | 3,533            | 3,856            | 4,391            | 22.3                 | 19.2        |
| Algeria               | 13,462  | 22,560         | 63,424           | 82,080           | 48,169           | 60,656           | 59,685           | 7.0                  | 12.3        |
| Azerbaijan            | ..  | 2,118          | 22,517           | 32,134           | 22,876           | 28,590           | 37,227           | ..                   | 37.3        |
| Bahrain               | 4,119   | 7,176          | 17,314           | 21,231           | 15,705           | 17,880           | 22,946           | 5.1                  | 12.9        |
| Bangladesh            | 2,064   | 7,214          | 14,091           | 17,498           | 17,049           | 21,661           | 27,210           | 11.9                 | 15.6        |
| Benin                 | 364   | 528            | 1,348            | 1,630            | 1,446            | 1,658            | 1,632            | 0.1                  | 13.3        |
| Brunei                | ..  | 3,328          | 8,505            | 11,565           | 8,087            | 9,958            | 13,843           | ..                   | 12.4        |
| Burkina Faso          | 349   | 237            | 748              | 984              | 1,053            | 1,716            | 1,688            | ..                   | 21.1        |
| Cameroon              | 2,508   | 2,668          | 6,326            | 7,374            | 5,419            | 5,645            | 5,554            | 3.4                  | 8.5         |
| Chad                  | 271   | 234            | 3,844            | 4,420            | 3,252            | 3,883            | 3,821            | 3.2                  | 27.2        |
| Comoros               | 35  | ..             | 71               | 73               | 75               | 82               | 80               | ..                   | 6.4         |
| Côte d'Ivoire         | 3,503   | 4,370          | 9,602            | 11,415           | 11,478           | 10,617           | 10,447           | 4.3                  | 7.3         |
| Djibouti              | ..  | 193            | 307              | 366              | 399              | 421              | 414              | 0.6                  | 7.5         |
| Egypt                 | 9,895   | 16,864         | 44,398           | 54,761           | 44,609           | 48,831           | 47,731           | 4.1                  | 13.1        |
| Gabon                 | 2,730   | 3,498          | ..               | ..               | ..               | 9,620            | ..               | 1.1                  | ..          |
| Gambia                | 173   | ..             | 262              | 323              | 278              | 256              | 315              | ..                   | ..          |
| Guinea                | 829   | 734            | 1,252            | 1,445            | 1,122            | 1,534            | 1,510            | 1.7                  | 8.8         |
| Guinea-Bissau         | 26  | 67             | 140              | 172              | 155              | 164              | 161              | 13.6                 | 12.9        |
| Indonesia             | 29,295  | 70,622         | 130,501          | 154,853          | 132,802          | 174,840          | 222,004          | 6.2                  | 13.7        |
| Iran                  | 19,741  | 30,258         | 104,596          | 109,298          | 94,311           | 113,730          | 111,909          | 3.3                  | 15.3        |
| Iraq                  | ..  | ..             | 40,455           | 65,693           | 46,230           | 57,966           | 57,037           | ..                   | ..          |
| Jordan                | 2,511   | 3,539          | 9,280            | 12,415           | 10,929           | 12,628           | 13,102           | 3.5                  | 13.8        |
| Kazakhstan            | ..  | 10,341         | 51,915           | 76,396           | 48,167           | 65,091           | 92,979           | ..                   | 24.2        |
| Kuwait                | 8,268   | 21,301         | 72,695           | 98,902           | 62,983           | 76,296           | 108,019          | 7.0                  | 19.9        |
| Kyrgyz Republic       | ..  | 573            | 2,023            | 2,770            | 2,560            | 2,472            | 3,448            | ..                   | 21.5        |
| Lebanon               | ..  | ..             | 16,801           | 22,824           | 21,605           | 21,442           | 21,099           | ..                   | 13.3        |
| Libya                 | 11,468  | 12,210         | 47,079           | 62,158           | 37,440           | 49,345           | 48,555           | 1.0                  | 19.5        |
| Malaysia              | 32,665  | 112,370        | 205,682          | 230,054          | 186,424          | 231,714          | 262,482          | 9.3                  | 9.6         |
| Maldives              | 179   | 457            | 877              | 1,052            | 829              | 949              | 1,199            | 9.8                  | 9.3         |
| Mali                  | 420   | 644            | 1,933            | 2,551            | 2,128            | 2,439            | 2,400            | 7.6                  | 11.1        |
| Mauritania            | 471   | 401            | 1,486            | 1,926            | 1,529            | 2,202            | 2,891            | -1.3                 | 26.7        |
| Morocco               | 6,239   | 10,453         | 27,312           | 33,746           | 26,381           | 30,130           | 35,475           | 5.5                  | 12.3        |
| Mozambique            | 229   | 689            | 2,871            | 3,208            | 2,759            | 2,980            | 3,452            | 12.6                 | 12.2        |
| Niger                 | 533   | 321            | 748              | 1,043            | 1,097            | 1,052            | 1,035            | -0.5                 | 14.6        |
| Nigeria               | 14,550  | 20,965         | 67,483           | 87,993           | 58,339           | 76,779           | 95,856           | 5.8                  | 16.9        |
| Oman                  | ..  | 11,770         | 26,375           | 39,545           | 29,272           | 38,499           | 49,241           | 8.7                  | 17.6        |
| Pakistan              | 6,835   | 10,119         | 21,955           | 25,477           | 22,330           | 28,062           | 31,336           | 1.9                  | 9.8         |
| Palestine             | ..  | 1,012          | 1,016            | 1,166            | 1,211            | 1,497            | 1,473            | ..                   | 13.2        |
| Qatar                 | ..  | 11,957         | ..               | ..               | ..               | ..               | ..               | ..                   | ..          |
| Saudi Arabia          | 47,381  | 82,259         | 249,298          | 322,851          | 202,056          | 261,832          | 376,224          | 4.5                  | 16.2        |
| Senegal               | 1,453   | 1,307          | 2,875            | 3,500            | 3,119            | 3,165            | 3,114            | 1.1                  | 8.5         |
| Sierra-Leone          | 210   | 55             | 334              | 335              | 329              | 423              | 416              | -16.6                | 14.3        |
| Somalia               | ..  | ..             | ..               | ..               | ..               | ..               | ..               | ..                   | ..          |
| Sudan                 | 499   | 1,834          | 9,264            | 12,163           | 8,649            | 11,658           | 11,471           | 17.3                 | 22.3        |
| Suriname              | 869   | 490            | 1,604            | 1,993            | 1,691            | 2,326            | 2,668            | 0.1                  | 20.8        |
| Syria                 | 5,030   | 6,845          | 15,617           | 19,749           | 15,682           | 19,606           | 19,292           | 4.3                  | 12.1        |
| Tajikistan            | ..  | ..             | 1,706            | 1,756            | 1,218            | 1,512            | 1,755            | ..                   | 7.2         |
| Togo                  | 663   | 424            | 913              | 1,136            | 1,197            | 1,213            | 1,194            | 0.0                  | 9.5         |
| Tunisia               | 5,203   | 8,607          | 20,069           | 25,197           | 19,917           | 22,236           | 22,689           | 5.2                  | 10.5        |
| Turkey                | 21,042  | 50,353         | 143,996          | 175,110          | 142,868          | 155,349          | 181,748          | 9.2                  | 13.1        |
| Turkmenistan          | ..  | ..             | ..               | ..               | ..               | ..               | ..               | ..                   | ..          |
| U.A.E.                | ..  | 52,005         | 186,690          | 248,808          | 201,959          | 224,027          | 287,811          | ..                   | 19.5        |
| Uganda                | ..  | 663            | 2,369            | 3,006            | 3,310            | 3,539            | 4,028            | 12.1                 | 22.5        |
| Uzbekistan            | ..  | 3,265          | 8,992            | 11,495           | 11,771           | 13,186           | 15,211           | ..                   | 20.3        |
| Yemen                 | 1,490   | 4,008          | 7,773            | 10,182           | 7,092            | 9,330            | 9,910            | 11.5                 | ..          |
| <b>IDB-56</b>         | <b>257,924</b>                                | <b>614,611</b> | <b>1,681,756</b> | <b>2,121,657</b> | <b>1,594,887</b> | <b>1,946,541</b> | <b>2,341,177</b> | <b>8.3</b>           | <b>15.0</b> |
| <b>Of which:</b>      |   |                |                  |                  |                  |                  |                  |                      |             |
| SSA-22*               | 29,815  | 39,834         | 114,176          | 145,063          | 107,132          | 141,045          | 151,481          | 4.5                  | 14.5        |
| MENA-19*              | 155,849                                       | 353,178        | 1,094,187        | 1,405,717        | 1,028,419        | 1,221,281        | 1,473,945        | 8.5                  | 15.9        |
| ASIA-8*               | 71,906  | 204,599        | 383,215          | 442,491          | 369,211          | 469,509          | 560,740          | 8.0                  | 11.4        |
| CIT-7*                | ..  | 17,000         | 90,177           | 128,386          | 90,126           | 114,706          | 155,011          | ..                   | 25.4        |
| LDMC-25*              | 10,257  | 21,598         | 58,251           | 72,706           | 61,855           | 75,804           | 84,619           | 8.6                  | 15.3        |
| NON-LDMC-31*          | 247,667                                       | 593,014        | 1,623,504        | 2,048,951        | 1,533,032        | 1,870,737        | 2,256,559        | 8.3                  | 15.0        |
| Oil-Exporters-22*     | 173,461                                       | 421,931        | 1,217,649        | 1,547,926        | 1,116,907        | 1,378,401        | 1,661,221        | 8.9                  | 15.7        |
| Non-Oil-Exporters-34* | 84,463  | 192,680        | 464,106          | 573,731          | 477,981          | 568,139          | 679,956          | 7.1                  | 13.4        |
| <b>OIC-57</b>         | <b>257,924</b>                                | <b>615,284</b> | <b>1,682,618</b> | <b>2,122,658</b> | <b>1,595,826</b> | <b>1,947,673</b> | <b>2,342,438</b> | <b>8.3</b>           | <b>15.0</b> |
| <b>Memo:</b>          |   |                |                  |                  |                  |                  |                  |                      |             |
| World                 | 4,274,136                                     | 7,930,132      | 17,368,451       | 19,867,661       | 15,889,985       | 18,946,756       | 22,355,563       | 6.0                  | 11.0        |
| Developed Countries   | 3,173,285                                     | 5,310,904      | 10,470,144       | 11,650,077       | 9,342,082        | 10,645,726       | 12,284,883       | 5.2                  | 8.6         |
| Developing Countries  | 988,582                                       | 2,438,838      | 6,255,585        | 7,367,571        | 5,969,075        | 7,568,244        | 9,110,744        | 8.2                  | 14.6        |
| LDCs                  | 23,671  | 42,933         | 150,169          | 195,664          | 150,345          | 187,571          | 231,948          | 7.9                  | 18.7        |

\* See technical notes for country composition of the groupings

- Figures in italic for the year 2011 are IDB staff computation

\*\* Based on Least Squared Method

**Figure 3.2: Imports of Goods and Services**



**Part III**  
**External Sector Economic Indicators**

**Table 3.2: Imports of Goods and Services**

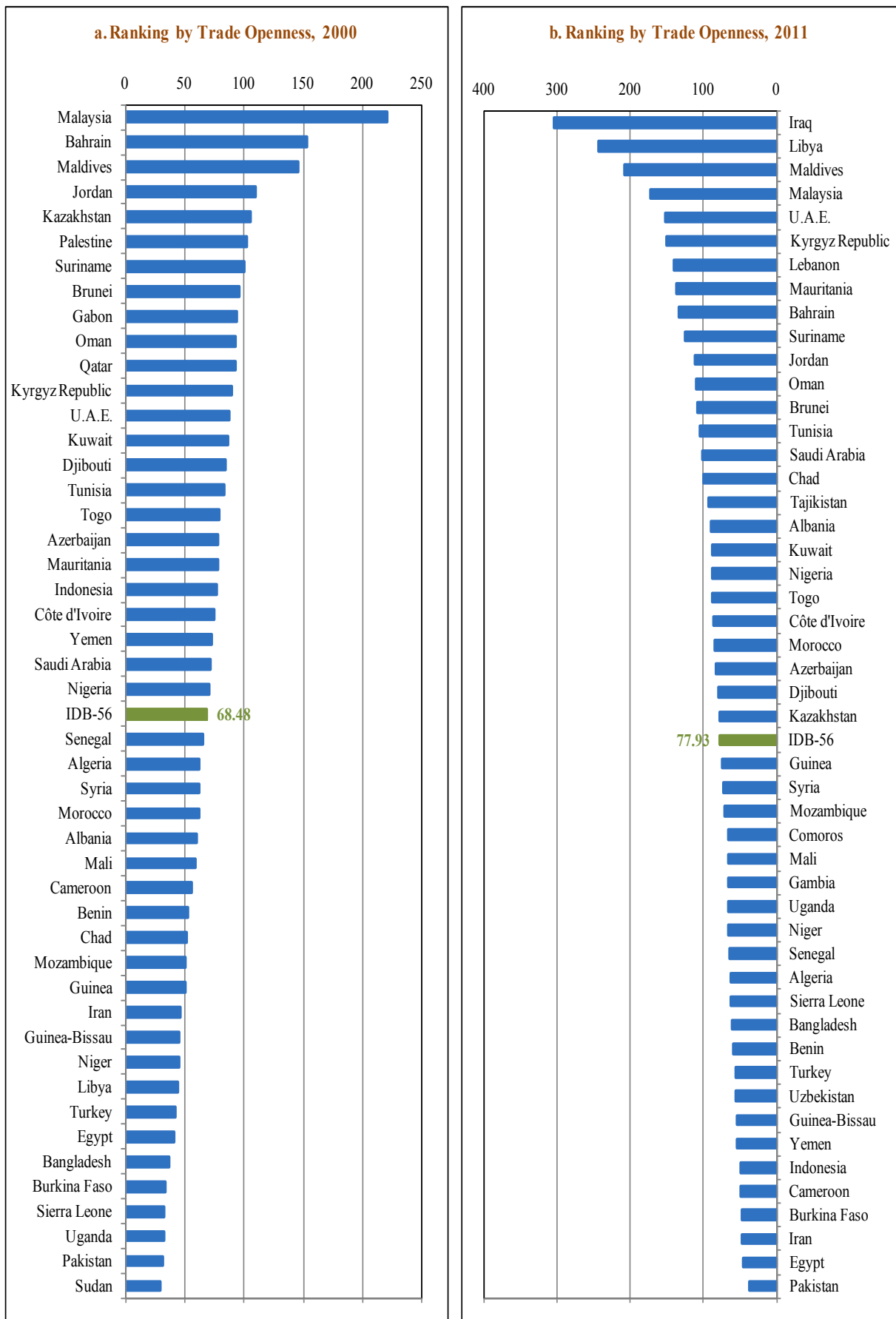
| Country               | Imports of Goods & Services<br>(US\$ million) |                |                  |                  |                  |                  |                  | Growth Rate**<br>(%) |             |
|-----------------------|---|----------------|------------------|------------------|------------------|------------------|------------------|----------------------|-------------|
|                       | 1990  | 1995           | 2000             | 2008             | 2009             | 2010             | 2011             | 1992-2001            | 2002-2011   |
| Afghanistan           | ..  | ..             | ..               | ..               | ..               | ..               | ..               | ..                   | ..          |
| Albania               | 485   | 1,499          | 5,904            | 7,286            | 6,500            | 6,313            | 7,324            | 10.3                 | 15.1        |
| Algeria               | 10,107  | 11,710         | 33,180           | 49,152           | 49,081           | 50,792           | 60,693           | 1.7                  | 18.0        |
| Azerbaijan            | ..  | 2,024          | 9,424            | 11,466           | 9,903            | 10,592           | 15,895           | ..                   | 15.7        |
| Bahrain               | 3,999   | 5,132          | 12,626           | 16,276           | 11,354           | 13,095           | 13,884           | 1.0                  | 10.5        |
| Bangladesh            | 3,960   | 9,673          | 19,554           | 25,170           | 23,074           | 29,477           | 37,802           | 9.9                  | 15.7        |
| Benin                 | 454   | 708            | 2,102            | 2,400            | 2,234            | 2,290            | 2,736            | 0.4                  | 13.9        |
| Brunei                | ..  | 2,413          | 3,309            | 4,260            | 3,717            | 3,954            | 4,709            | ..                   | 8.8         |
| Burkina Faso          | 758   | 658            | 1,709            | 2,353            | 1,942            | 2,540            | 3,035            | ..                   | 15.8        |
| Cameroun              | 2,475   | 2,501          | 5,986            | 8,092            | 6,339            | 6,408            | 7,657            | 5.4                  | 10.8        |
| Chad                  | 488   | 481            | 3,475            | 3,891            | 3,884            | 4,280            | 5,114            | 4.3                  | 11.2        |
| Comoros               | 89  | ..             | 191              | 255              | 252              | 273              | 326              | ..                   | 17.6        |
| Côte d'Ivoire         | 3,445   | 3,629          | 8,588            | 9,729            | 8,803            | 8,468            | 10,119           | 2.8                  | 9.3         |
| Djibouti              | ..  | 278            | 581              | 704              | 578              | 483              | 577              | -1.3                 | 9.8         |
| Egypt                 | 14,091  | 22,895         | 53,697           | 67,223           | 53,842           | 59,862           | 60,398           | 5.6                  | 15.5        |
| Gabon                 | 1,812   | 1,656          | ..               | ..               | ..               | 3,941            | ..               | -0.6                 | ..          |
| Gambia                | 198   | ..             | 366              | 360              | 343              | 308              | 364              | ..                   | ..          |
| Guinea                | 953   | 872            | 1,513            | 1,810            | 1,391            | 1,800            | 2,151            | -1.0                 | 9.6         |
| Guinea-Bissau         | 88  | 102            | 236              | 284              | 289              | 299              | 357              | -0.5                 | 17.6        |
| Indonesia             | 27,511  | 56,003         | 109,588          | 144,935          | 111,610          | 153,536          | 198,479          | 3.3                  | 14.7        |
| Iran                  | 22,292  | 18,213         | 73,597           | 88,084           | 84,446           | 92,646           | 110,706          | -2.7                 | 14.5        |
| Iraq                  | ..  | ..             | 21,488           | 36,986           | 41,937           | 49,467           | 59,109           | ..                   | ..          |
| Jordan                | 3,569   | 5,796          | 15,701           | 19,229           | 16,459           | 18,098           | 20,673           | 3.4                  | 14.0        |
| Kazakhstan            | ..  | 8,970          | 44,990           | 49,571           | 39,001           | 43,289           | 52,128           | ..                   | 18.3        |
| Kuwait                | 7,169   | 11,372         | 33,306           | 38,716           | 31,135           | 34,030           | 39,153           | 0.5                  | 11.7        |
| Kyrgyz Republic       | ..  | 654            | 3,218            | 4,746            | 3,680            | 3,905            | 5,097            | ..                   | 25.9        |
| Lebanon               | ..  | ..             | 21,915           | 29,725           | 29,945           | 31,152           | 37,224           | ..                   | 14.7        |
| Libya                 | 8,960   | 5,024          | 20,367           | 26,003           | 27,065           | 30,686           | 36,668           | -5.8                 | 18.7        |
| Malaysia              | 31,765  | 94,350         | 167,161          | 178,742          | 144,874          | 189,499          | 216,360          | 6.3                  | 9.2         |
| Maldives              | 159   | 452            | 1,234            | 1,572            | 1,138            | 1,284            | 1,802            | 9.6                  | 14.8        |
| Mali                  | 830   | 927            | 2,623            | 3,760            | 2,812            | 3,748            | 4,478            | 2.0                  | 15.9        |
| Mauritania            | 520   | 603            | 2,107            | 2,710            | 2,067            | 2,517            | 3,247            | -0.2                 | 18.7        |
| Morocco               | 7,783   | 12,546         | 34,732           | 46,521           | 37,307           | 40,083           | 49,538           | 4.1                  | 15.6        |
| Mozambique            | 996   | 1,492          | 3,667            | 4,609            | 4,491            | 4,710            | 5,659            | 4.5                  | 12.2        |
| Niger                 | 728   | 456            | 1,284            | 1,951            | 2,529            | 2,547            | 3,043            | -0.9                 | 21.8        |
| Nigeria               | 6,909   | 12,017         | 46,640           | 64,218           | 49,476           | 74,793           | 89,373           | 5.2                  | 20.5        |
| Oman                  | 3,342   | 6,351          | 19,438           | 26,585           | 21,534           | 24,166           | 28,564           | 5.2                  | 16.7        |
| Pakistan              | 10,205  | 12,148         | 37,595           | 47,933           | 35,168           | 40,020           | 46,902           | -0.5                 | 14.6        |
| Palestine             | ..  | 3,270          | 4,566            | 4,960            | 5,067            | 5,462            | 6,526            | ..                   | 10.8        |
| Qatar                 | ..  | 4,570          | ..               | ..               | ..               | ..               | ..               | ..                   | ..          |
| Saudi Arabia          | 43,880  | 52,932         | 145,272          | 176,688          | 162,069          | 174,204          | 198,048          | -0.9                 | 18.0        |
| Senegal               | 1,840   | 1,742          | 5,402            | 7,021            | 5,276            | 5,136            | 6,137            | 0.6                  | 12.3        |
| Sierra-Leone          | 215   | 250            | 493              | 597              | 634              | 879              | 1,051            | -1.6                 | 12.5        |
| Somalia               | ..  | ..             | ..               | ..               | ..               | ..               | ..               | ..                   | ..          |
| Sudan                 | 877   | 2,014          | 10,661           | 10,849           | 10,435           | 11,161           | 10,451           | 10.6                 | 15.9        |
| Suriname              | 840   | 462            | 1,503            | 1,748            | 1,581            | 1,657            | 2,242            | 1.3                  | 15.0        |
| Syria                 | 2,955   | 5,390          | 15,289           | 19,278           | 16,667           | 19,409           | 23,192           | 1.6                  | 16.0        |
| Tajikistan            | ..  | ..             | 3,707            | 4,155            | 3,062            | 3,329            | 4,282            | ..                   | 18.6        |
| Togo                  | 847   | 602            | 1,377            | 1,666            | 1,690            | 1,702            | 2,034            | 0.7                  | 10.6        |
| Tunisia               | 6,039   | 9,311          | 20,838           | 26,564           | 21,091           | 24,351           | 25,935           | 3.9                  | 11.0        |
| Turkey                | 25,524  | 61,035         | 177,258          | 209,963          | 150,470          | 197,149          | 254,165          | 8.1                  | 16.2        |
| Turkmenistan          | ..  | ..             | ..               | ..               | ..               | ..               | ..               | ..                   | ..          |
| U.A.E.                | ..  | 39,383         | 166,134          | 219,714          | 187,140          | 203,513          | 256,404          | ..                   | 20.8        |
| Uganda                | 686   | 1,409          | 3,935            | 5,300            | 5,204            | 6,144            | 7,535            | 8.2                  | ..          |
| Uzbekistan            | ..  | ..             | ..               | ..               | 9,438            | 8,871            | 10,160           | ..                   | ..          |
| Yemen                 | 2,170   | 3,294          | 9,357            | 11,681           | 10,001           | 11,049           | 10,522           | 2.2                  | 13.5        |
| <b>IDB-56</b>         | <b>262,009</b>                                | <b>499,264</b> | <b>1,388,885</b> | <b>1,727,490</b> | <b>1,460,026</b> | <b>1,719,368</b> | <b>2,060,032</b> | <b>4.9</b>           | <b>15.7</b> |
| <b>Of which:</b>      |   |                |                  |                  |                  |                  |                  |                      |             |
| SSA-22*               | 25,207  | 32,394         | 102,937          | 132,557          | 110,670          | 144,428          | 165,445          | 3.4                  | 16.3        |
| MENA-19*              | 161,877                                       | 278,224        | 878,761          | 1,113,349        | 956,609          | 1,079,214        | 1,291,403        | 4.7                  | 17.0        |
| ASIA-8*               | 74,440  | 175,499        | 339,944          | 404,360          | 321,161          | 419,428          | 508,297          | 5.0                  | 12.0        |
| CIT-7*                | ..  | ..             | 67,243           | 77,224           | 71,585           | 76,298           | 94,887           | ..                   | 19.7        |
| LDMC-25*              | 16,856  | 29,934         | 83,360           | 102,803          | 92,073           | 105,324          | 124,327          | 6.3                  | 15.3        |
| NON-LDMC-31*          | 245,154                                       | 469,331        | 1,305,525        | 1,624,687        | 1,367,952        | 1,614,044        | 1,935,705        | 4.8                  | 15.7        |
| Oil-Exporters-22*     | 159,393                                       | 302,424        | 868,611          | 1,070,083        | 945,535          | 1,086,960        | 1,272,152        | 4.8                  | 16.1        |
| Non-Oil-Exporters-34* | 102,617                                       | 196,841        | 520,273          | 657,407          | 514,490          | 632,408          | 787,880          | 5.0                  | 15.1        |
| <b>OIC-57</b>         | <b>262,009</b>                                | <b>500,008</b> | <b>1,390,135</b> | <b>1,728,996</b> | <b>1,461,395</b> | <b>1,721,011</b> | <b>2,061,925</b> | <b>4.9</b>           | <b>15.7</b> |
| <b>Memo:</b>          |   |                |                  |                  |                  |                  |                  |                      |             |
| World                 | 4,275,919                                     | 7,933,482      | 16,952,782       | 19,539,965       | 15,529,076       | 18,531,180       | 21,851,779       | 6.1                  | 10.8        |
| Developed Countries   | 3,206,733                                     | 5,518,451      | 10,877,644       | 12,164,623       | 9,469,279        | 10,822,054       | 12,586,756       | 6.0                  | 8.4         |
| Developing Countries  | 951,421                                       | 2,283,329      | 5,530,169        | 6,673,587        | 5,566,331        | 7,116,047        | 8,510,877        | 6.7                  | 14.9        |
| LDCs                  | 35,813  | 53,625         | 163,849          | 215,743          | 201,798          | 226,606          | 268,106          | 5.5                  | 17.6        |

\* See technical notes for country composition of the groupings

- Figures in italic for the year 2011 are IDB staff computation

\*\* Based on Least Squared Method

**Figure 3.3: Trade Openness**



**Part III**  
**External Sector Economic Indicators**

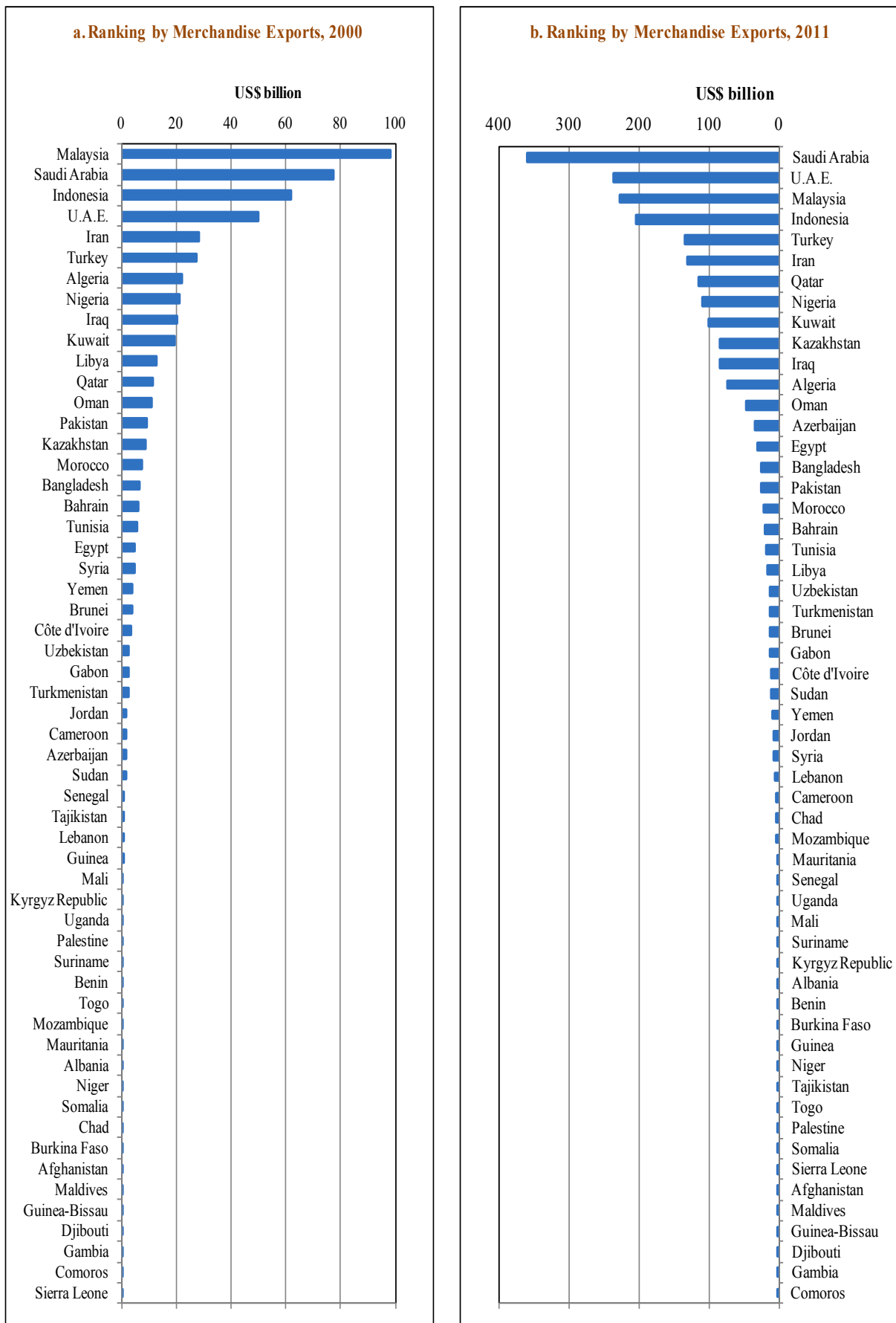
**Table 3.3: Trade Openness**

| Country               | Trade Openness ** |           |           |           |           |           |           | Average Trade Openness |             |
|-----------------------|-------------------|-----------|-----------|-----------|-----------|-----------|-----------|------------------------|-------------|
|                       | 1990              | 1995      | 2000      | 2008      | 2009      | 2010      | 2011      | 1992-2001              | 2002-2011   |
| Afghanistan           | ..                | ..        | ..        | ..        | ..        | ..        | ..        | ..                     | ..          |
| Albania               | 38                | 61        | 83        | 86        | 83        | 86        | 91        | 50.2                   | 77.4        |
| Algeria               | 38                | 63        | 71        | 77        | 71        | 70        | 62        | 51.1                   | 68.1        |
| Azerbaijan            | ..                | 79        | 97        | 89        | 74        | 76        | 84        | 76.4                   | 96.2        |
| Bahrain               | 189               | 153       | 162       | 169       | 140       | 135       | 133       | 152.5                  | 154.6       |
| Bangladesh            | 21                | 37        | 49        | 54        | 45        | 51        | 60        | 30.7                   | 46.4        |
| Benin                 | 44                | 52        | 63        | 61        | 56        | 60        | 60        | 59.1                   | 54.4        |
| Brunei                | ..                | 96        | 96        | 110       | 110       | 107       | 108       | 112.7                  | 104.9       |
| Burkina Faso          | 35                | 34        | 36        | 40        | 36        | 50        | 48        | 32.8                   | 38.1        |
| Cameroon              | 42                | 56        | 60        | 66        | 50        | 51        | 50        | 46.4                   | 53.6        |
| Chad                  | 49                | 52        | 104       | 99        | 103       | 100       | 100       | 50.4                   | 103.7       |
| Comoros               | 51                | ..        | 57        | 62        | 61        | 66        | 67        | 63.0                   | 55.9        |
| Côte d'Ivoire         | 58                | 75        | 92        | 91        | 88        | 84        | 86        | 71.7                   | 89.0        |
| Djibouti              | ..                | 85        | 105       | 109       | 93        | 79        | 79        | 92.2                   | 91.1        |
| Egypt                 | 67                | 42        | 74        | 74        | 52        | 50        | 47        | 45.1                   | 60.1        |
| Gabon                 | 78                | 94        | ..        | ..        | ..        | 72        | ..        | 87.2                   | 80.4        |
| Gambia                | 53                | ..        | 78        | 69        | 68        | 56        | 66        | 61.7                   | 69.3        |
| Guinea                | 61                | 50        | 66        | 86        | 57        | 78        | 74        | 47.5                   | 66.8        |
| Guinea-Bissau         | 19                | 46        | 54        | 54        | 52        | 57        | 55        | 26.1                   | 46.8        |
| Indonesia             | 45                | 77        | 56        | 59        | 45        | 46        | 50        | 59.1                   | 55.5        |
| Iran                  | 46                | 47        | 57        | 54        | 51        | 53        | 47        | 38.0                   | 54.1        |
| Iraq                  | ..                | ..        | 287       | 437       | 340       | 382       | 304       | ..                     | 327.6       |
| Jordan                | 151               | 110       | 141       | 139       | 109       | 112       | 113       | 119.2                  | 126.1       |
| Kazakhstan            | ..                | 106       | 92        | 94        | 76        | 74        | 79        | 99.7                   | 88.7        |
| Kuwait                | 84                | 87        | 92        | 93        | 89        | 89        | 88        | 93.6                   | 89.0        |
| Kyrgyz Republic       | ..                | 90        | 138       | 146       | 133       | 138       | 150       | 88.1                   | 118.8       |
| Lebanon               | ..                | ..        | 155       | 176       | 149       | 134       | 141       | ..                     | 138.7       |
| Libya                 | 66                | 45        | 108       | 108       | 110       | 111       | 244       | 46.3                   | 113.1       |
| Malaysia              | 141               | 220       | 200       | 184       | 172       | 177       | 173       | 184.1                  | 193.1       |
| Maldives              | 171               | 146       | 200       | 208       | 149       | 151       | 208       | 155.6                  | 178.8       |
| Mali                  | 50                | 59        | 64        | 72        | 55        | 67        | 66        | 56.2                   | 63.5        |
| Mauritania            | 61                | 78        | 107       | 125       | 117       | 121       | 137       | 65.4                   | 105.7       |
| Morocco               | 49                | 62        | 82        | 90        | 70        | 77        | 85        | 54.6                   | 73.5        |
| Mozambique            | 41                | 51        | 81        | 79        | 75        | 81        | 71        | 55.6                   | 77.5        |
| Niger                 | 48                | 45        | 47        | 55        | 68        | 65        | 66        | 42.7                   | 52.5        |
| Nigeria               | 61                | 71        | 69        | 73        | 64        | 77        | 88        | 74.5                   | 71.3        |
| Oman                  | ..                | 93        | 109       | 109       | 108       | 108       | 110       | 87.6                   | 104.0       |
| Pakistan              | 36                | 31        | 42        | 50        | 37        | 39        | 37        | 33.1                   | 40.2        |
| Palestine             | ..                | 102       | 108       | 98        | 93        | 95        | ..        | 110.0                  | 94.8        |
| Qatar                 | ..                | 93        | ..        | ..        | ..        | ..        | ..        | 93.1                   | 92.5        |
| Saudi Arabia          | 78                | 72        | 103       | 105       | 98        | 100       | 101       | 69.4                   | 90.8        |
| Senegal               | 53                | 65        | 73        | 79        | 66        | 65        | 64        | 61.1                   | 68.5        |
| Sierra-Leone          | 45                | 33        | 42        | 43        | 45        | 63        | 62        | 29.7                   | 46.4        |
| Somalia               | ..                | ..        | ..        | ..        | ..        | ..        | ..        | ..                     | ..          |
| Sudan                 | 11                | 29        | 35        | 35        | 29        | 29        | ..        | 20.1                   | 31.9        |
| Suriname              | 278               | 101       | 128       | 122       | 101       | 108       | 126       | 117.9                  | 118.3       |
| Syria                 | 72                | 62        | 77        | 74        | 60        | 65        | 74        | 68.4                   | 71.4        |
| Tajikistan            | ..                | ..        | 146       | 115       | 86        | 86        | 93        | ..                     | 119.8       |
| Togo                  | 84                | 79        | 91        | 88        | 91        | 92        | 88        | 75.9                   | 91.4        |
| Tunisia               | 83                | 83        | 105       | 115       | 94        | 105       | 106       | 81.8                   | 97.1        |
| Turkey                | 23                | 42        | 50        | 53        | 48        | 48        | 56        | 36.2                   | 49.4        |
| Turkmenistan          | ..                | ..        | ..        | ..        | ..        | ..        | ..        | 125.9                  | ..          |
| U.A.E.                | ..                | 88        | 137       | 149       | 144       | 144       | 152       | 88.5                   | 127.6       |
| Uganda                | ..                | 33        | 47        | 51        | 51        | 57        | 66        | 31.9                   | 46.9        |
| Uzbekistan            | ..                | ..        | ..        | ..        | 64        | 56        | 56        | ..                     | 58.9        |
| Yemen                 | 78                | 73        | 72        | 76        | 62        | 59        | 54        | 78.6                   | 67.2        |
| <b>IDB-56</b>         | <b>48</b>         | <b>68</b> | <b>80</b> | <b>83</b> | <b>73</b> | <b>74</b> | <b>78</b> | <b>56.7</b>            | <b>76.4</b> |
| <b>Of which:</b>      |                   |           |           |           |           |           |           |                        |             |
| SSA-22*               | 49                | 59        | 61        | 64        | 56        | 65        | 81        | 56.7                   | 63.3        |
| MENA-19*              | 44                | 59        | 81        | 85        | 77        | 78        | 81        | 49.5                   | 76.5        |
| ASIA-8*               | 57                | 98        | 84        | 86        | 69        | 71        | 72        | 78.7                   | 81.9        |
| CIT-7*                | ..                | ..        | 81        | 81        | 69        | 67        | 72        | ..                     | 74.4        |
| LDMC-25*              | 31                | 44        | 56        | 59        | 50        | 53        | 74        | 39.0                   | 53.6        |
| NON-LDMC-31*          | 49                | 70        | 82        | 85        | 74        | 76        | 78        | 58.1                   | 78.1        |
| Oil-Exporters-22*     | 58                | 80        | 94        | 96        | 86        | 88        | 91        | 65.4                   | 89.7        |
| Non-Oil-Exporters-34* | 36                | 54        | 60        | 65        | 55        | 56        | 61        | 46.7                   | 58.8        |
| <b>OIC-57</b>         | <b>48</b>         | <b>69</b> | <b>80</b> | <b>83</b> | <b>73</b> | <b>74</b> | <b>78</b> | <b>56.7</b>            | <b>76.4</b> |
| <b>Memo:</b>          |                   |           |           |           |           |           |           |                        |             |
| World                 | 38                | 49        | 61        | 64        | 54        | 59        | 63        | 43.2                   | 57.0        |
| Developed Countries   | 36                | 44        | 55        | 58        | 48        | 53        | 57        | 38.9                   | 50.5        |
| Developing Countries  | 50                | 67        | 78        | 80        | 67        | 72        | 74        | 58.7                   | 74.2        |
| LDCs                  | 39                | 53        | 71        | 76        | 64        | 67        | 72        | 47.7                   | 66.3        |

\* See technical notes for country composition of the groupings

\*\* Total Trade (Exports(XGS) + Imports(IGS)) as % of GDP

**Figure 3.4: Merchandise Exports**





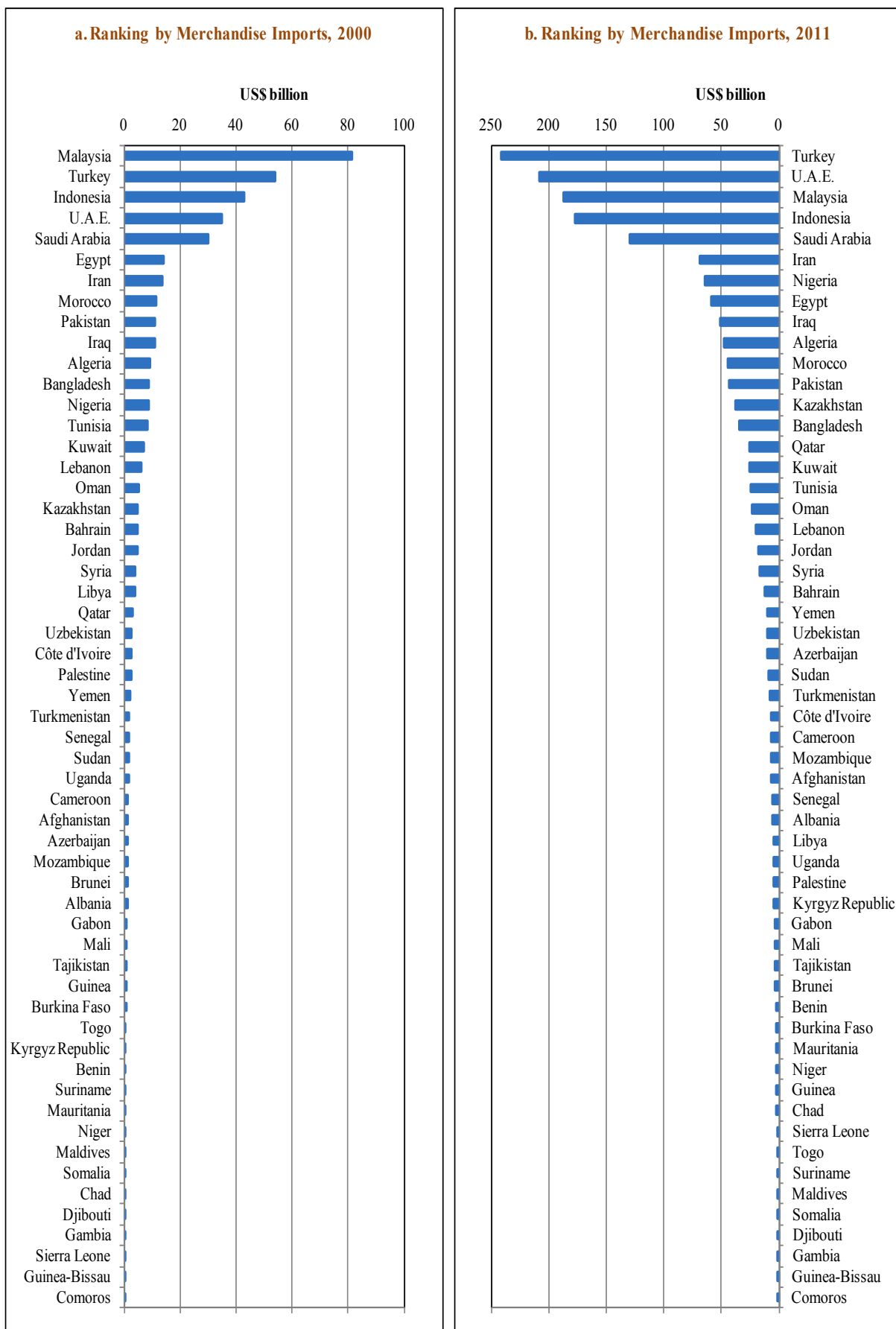
**Part III**  
**External Sector Economic Indicators**

**Table 3.4: Merchandise Exports**

| Country               | Merchandise Exports (f.o.b)<br>(US\$ million) |                |                  |                  |                  |                  |                  | Growth Rate (%) |             |
|-----------------------|---|----------------|------------------|------------------|------------------|------------------|------------------|-----------------|-------------|
|                       | 1995  | 2000           | 2007             | 2008             | 2009             | 2010             | 2011             | 1996-2003       | 2004-2011   |
| Afghanistan           | 166   | 137            | 497              | 540              | 403              | 388              | 350              | -4.4            | 1.3         |
| Albania               | 202   | 261            | 1,078            | 1,355            | 1,088            | 1,550            | 1,948            | 13.7            | 17.7        |
| Algeria               | 9,357   | 22,031         | 60,163           | 79,298           | 45,194           | 57,051           | 73,436           | 10.6            | 8.2         |
| Azerbaijan            | 547   | 1,745          | 21,269           | 30,586           | 21,097           | 26,476           | 34,495           | 26.3            | 32.8        |
| Bahrain               | 4,113   | 6,195          | 13,665           | 17,316           | 11,874           | 13,647           | 19,648           | 7.1             | 10.6        |
| Bangladesh            | 3,407   | 6,389          | 13,143           | 16,231           | 15,908           | 20,309           | 25,925           | 5.9             | 16.8        |
| Benin                 | 420   | 392            | 1,047            | 1,282            | 1,225            | 1,388            | 1,849            | 0.0             | 18.7        |
| Brunei                | 2,379   | 3,877          | 7,696            | 10,761           | 7,227            | 8,941            | 12,474           | 8.4             | 10.3        |
| Burkina Faso          | 276   | 184            | 623              | 693              | 900              | 1,288            | 1,800            | 1.5             | 20.6        |
| Cameroon              | 1,539   | 1,823          | 3,604            | 4,300            | 3,552            | 3,878            | 4,600            | 2.1             | 7.4         |
| Chad                  | 243   | 184            | 3,627            | 4,169            | 2,795            | 3,534            | 4,114            | 4.7             | 5.6         |
| Comoros               | 11  | 14             | 14               | 7                | 15               | 21               | 25               | 26.8            | 6.4         |
| Côte d'Ivoire         | 3,737   | 3,628          | 8,068            | 9,779            | 10,280           | 10,284           | 11,049           | 2.0             | 7.8         |
| Djibouti              | 14  | 32             | 53               | 66               | 77               | 85               | 95               | 3.6             | 14.6        |
| Egypt                 | 3,444   | 4,693          | 16,167           | 25,967           | 24,182           | 26,332           | 30,782           | 7.2             | 21.6        |
| Gabon                 | 2,718   | 2,602          | 6,302            | 9,566            | 5,356            | 8,156            | 12,175           | -0.5            | 13.6        |
| Gambia                | 16  | 16             | 13               | 14               | 66               | 35               | 95               | -11.4           | 40.3        |
| Guinea                | 702   | 666            | 1,203            | 1,431            | 1,119            | 1,568            | 1,527            | -0.8            | 10.9        |
| Guinea-Bissau         | 24  | 62             | 107              | 128              | 122              | 120              | 245              | 10.9            | 14.5        |
| Indonesia             | 45,443  | 62,117         | 114,101          | 137,020          | 116,510          | 157,779          | 203,497          | 2.9             | 14.0        |
| Iran                  | 18,360  | 28,345         | 88,733           | 113,668          | 78,830           | 101,950          | 130,544          | 8.9             | 13.3        |
| Iraq                  | 1,963   | 20,380         | 41,268           | 58,395           | 41,929           | 53,985           | 84,673           | 20.0            | 21.3        |
| Jordan                | 1,769   | 1,899          | 5,700            | 7,782            | 6,366            | 7,023            | 7,963            | 8.1             | 10.6        |
| Kazakhstan            | 5,227   | 8,652          | 47,748           | 71,172           | 43,196           | 57,244           | 84,864           | 11.7            | 18.8        |
| Kuwait                | 12,944  | 19,399         | 62,691           | 87,457           | 51,937           | 64,562           | 99,579           | 5.9             | 13.5        |
| Kyrgyz Republic       | 412   | 504            | 1,321            | 1,856            | 1,673            | 1,760            | 1,979            | -0.6            | 18.8        |
| Lebanon               | 656   | 714            | 3,574            | 4,454            | 4,187            | 5,021            | 5,664            | 14.2            | 15.2        |
| Libya                 | 9,364   | 12,725         | 46,970           | 61,950           | 37,055           | 48,935           | 16,463           | 6.1             | 1.5         |
| Malaysia              | 73,778  | 98,230         | 175,962          | 198,702          | 157,195          | 198,791          | 226,993          | 4.4             | 7.2         |
| Maldives              | 85  | 109            | 228              | 331              | 169              | 198              | 346              | 8.5             | 7.1         |
| Mali                  | 443   | 545            | 1,441            | 1,918            | 1,672            | 1,996            | 2,389            | 11.4            | 12.4        |
| Mauritania            | 509   | 343            | 1,354            | 1,627            | 1,357            | 2,085            | 2,768            | -6.3            | 26.8        |
| Morocco               | 6,881   | 7,432          | 14,607           | 20,306           | 14,069           | 17,765           | 21,518           | 2.7             | 10.5        |
| Mozambique            | 174   | 364            | 2,412            | 2,653            | 2,147            | 2,243            | 3,604            | 27.6            | 8.9         |
| Niger                 | 273   | 261            | 663              | 912              | 997              | 1,040            | 1,250            | -0.2            | 17.4        |
| Nigeria               | 12,342  | 20,975         | 65,133           | 81,821           | 49,937           | 77,844           | 108,296          | 4.4             | 12.8        |
| Oman                  | 5,917   | 10,852         | 24,692           | 37,719           | 27,651           | 36,600           | 47,090           | 10.0            | 17.2        |
| Pakistan              | 8,158   | 9,201          | 17,838           | 20,279           | 17,555           | 21,413           | 25,344           | 3.3             | 7.6         |
| Palestine             | 394   | 401            | 513              | 558              | 518              | 576              | 759              | -5.2            | 12.7        |
| Qatar                 | 3,557   | 11,425         | 42,020           | 54,912           | 49,473           | 76,117           | 114,298          | 22.0            | 26.1        |
| Saudi Arabia          | 49,030  | 77,480         | 234,951          | 313,462          | 192,314          | 251,143          | 360,093          | 7.9             | 11.3        |
| Senegal               | 993   | 920            | 1,546            | 2,170            | 2,017            | 2,161            | 2,542            | 2.3             | 8.5         |
| Sierra-Leone          | 42  | 13             | 245              | 216              | 233              | 342              | 350              | 19.6            | 12.9        |
| Somalia               | 170   | 193            | 346              | 415              | 422              | 450              | 518              | 6.1             | 14.6        |
| Sudan                 | 556   | 1,631          | 8,739            | 11,671           | 9,080            | 12,540           | 10,660           | 27.2            | 18.8        |
| Suriname              | 483   | 396            | 1,359            | 1,743            | 1,402            | 2,026            | 2,345            | 0.9             | 15.1        |
| Syria                 | 3,563   | 4,633          | 11,546           | 14,380           | 9,694            | 11,353           | 7,843            | 9.0             | 1.5         |
| Tajikistan            | 749   | 784            | 1,441            | 1,380            | 991              | 1,184            | 1,234            | 1.8             | 3.3         |
| Togo                  | 383   | 364            | 700              | 853              | 903              | 893              | 1,100            | 3.0             | 8.7         |
| Tunisia               | 5,475   | 5,850          | 15,165           | 19,320           | 14,445           | 16,427           | 17,847           | 5.0             | 9.2         |
| Turkey                | 21,599  | 27,485         | 107,272          | 132,002          | 102,139          | 113,979          | 134,915          | 8.8             | 10.3        |
| Turkmenistan          | 1,939   | 2,506          | 7,920            | 11,920           | 5,000            | 6,500            | 13,000           | 20.7            | 11.6        |
| U.A.E.                | 27,753  | 49,835         | 178,606          | 239,180          | 174,725          | 198,362          | 236,017          | 10.8            | 13.1        |
| Uganda                | 461   | 460            | 2,000            | 2,712            | 2,995            | 3,107            | 2,409            | -2.4            | 22.1        |
| Uzbekistan            | 3,430   | 2,817          | 8,029            | 10,298           | 10,735           | 11,587           | 13,254           | -6.0            | 18.9        |
| Yemen                 | 1,917   | 4,078          | 6,299            | 7,584            | 6,259            | 8,497            | 9,622            | 7.5             | 10.1        |
| <b>IDB-56</b>         | <b>360,508</b>                                | <b>549,252</b> | <b>1,503,473</b> | <b>1,948,286</b> | <b>1,390,257</b> | <b>1,760,528</b> | <b>2,240,261</b> | <b>6.9</b>      | <b>12.5</b> |
| <b>Of which:</b>      |   |                |                  |                  |                  |                  |                  |                 |             |
| SSA-22*               | 26,046  | 35,671         | 109,240          | 138,402          | 97,269           | 135,059          | 173,460          | 4.2             | 12.6        |
| MENA-19*              | 188,057                                       | 315,854        | 974,602          | 1,295,709        | 892,840          | 1,109,324        | 1,418,755        | 9.0             | 12.8        |
| ASIA-8*               | 133,899                                       | 180,457        | 330,824          | 385,608          | 316,369          | 409,844          | 497,273          | 3.9             | 10.1        |
| CIT-7*                | 12,506  | 17,271         | 88,806           | 128,567          | 83,779           | 106,301          | 150,773          | 8.8             | 20.3        |
| LDMC-25*              | 12,842  | 19,047         | 49,575           | 61,417           | 54,066           | 67,808           | 77,554           | 6.1             | 14.3        |
| NON-LDMC-31*          | 347,667                                       | 530,206        | 1,453,898        | 1,886,869        | 1,336,191        | 1,692,721        | 2,162,707        | 7.0             | 12.5        |
| Oil-Exporters-22*     | 247,308                                       | 399,818        | 1,145,816        | 1,500,235        | 1,029,814        | 1,315,121        | 1,686,849        | 7.7             | 12.6        |
| Non-Oil-Exporters-34* | 113,200                                       | 149,435        | 357,657          | 448,051          | 360,443          | 445,407          | 553,412          | 5.3             | 12.4        |
| <b>OIC-57</b>         | <b>360,963</b>                                | <b>549,773</b> | <b>1,504,152</b> | <b>1,949,116</b> | <b>1,391,045</b> | <b>1,761,465</b> | <b>2,241,310</b> | <b>6.9</b>      | <b>12.5</b> |
| <b>Memo:</b>          |   |                |                  |                  |                  |                  |                  |                 |             |
| World                 | 5,123,350                                     | 6,368,096      | 13,993,447       | 16,107,667       | 12,506,535       | 15,213,876       | 18,087,096       | 4.3             | 8.6         |
| Developed Countries   | 3,571,460                                     | 4,169,077      | 8,155,323        | 9,106,043        | 7,038,025        | 8,202,135        | 9,518,978        | 3.3             | 6.1         |
| Developing Countries  | 1,433,901                                     | 2,046,625      | 5,290,269        | 6,266,411        | 4,992,986        | 6,394,403        | 7,789,922        | 6.5             | 11.9        |
| LDCs                  | 23,971  | 35,888         | 129,206          | 168,892          | 130,758          | 165,841          | 202,340          | 8.3             | 16.7        |

\* See technical notes for country composition of the groupings

**Figure 3.5: Merchandise Imports**



**Table 3.5: Merchandise Imports**

| Country               | Merchandise Imports (c.i.f.)<br>(US\$ million) |                |                  |                  |                  |                  |                  | Growth Rate (%) |             |
|-----------------------|--|----------------|------------------|------------------|------------------|------------------|------------------|-----------------|-------------|
|                       | 1995   | 2000           | 2007             | 2008             | 2009             | 2010             | 2011             | 1996-2003       | 2004-2011   |
| Afghanistan           | 387  | 1,176          | 2,819            | 3,020            | 3,336            | 5,154            | 6,300            | 25.6            | 15.3        |
| Albania               | 714  | 1,089          | 4,201            | 5,250            | 4,548            | 4,603            | 5,396            | 14.3            | 12.9        |
| Algeria               | 10,782   | 9,152          | 27,631           | 39,475           | 39,258           | 41,000           | 47,220           | 5.6             | 15.8        |
| Azerbaijan            | 668  | 1,172          | 5,712            | 7,162            | 6,119            | 6,597            | 9,733            | 15.0            | 12.7        |
| Bahrain               | 3,679  | 4,634          | 11,515           | 14,246           | 9,613            | 11,190           | 12,106           | 4.7             | 6.9         |
| Bangladesh            | 6,694  | 8,883          | 17,623           | 22,594           | 20,709           | 26,341           | 34,295           | 5.7             | 16.0        |
| Benin                 | 719  | 547            | 2,037            | 2,289            | 2,064            | 2,161            | 2,700            | 1.4             | 17.0        |
| Brunei                | 2,078  | 1,098          | 2,110            | 2,554            | 2,459            | 2,471            | 2,950            | -8.9            | 11.2        |
| Burkina Faso          | 484  | 611            | 1,560            | 2,211            | 1,870            | 2,048            | 2,600            | 4.5             | 11.4        |
| Cameroon              | 1,079  | 1,484          | 4,657            | 5,686            | 4,442            | 5,133            | 6,500            | 7.4             | 14.5        |
| Chad                  | 488  | 316            | 1,744            | 2,020            | 2,002            | 2,100            | 2,100            | 13.0            | 13.8        |
| Comoros               | 62   | 43             | 138              | 180              | 210              | 227              | 277              | 0.9             | 18.8        |
| Côte d'Ivoire         | 2,946  | 2,482          | 6,683            | 7,884            | 6,960            | 7,849            | 6,720            | 0.8             | 5.7         |
| Djibouti              | 177  | 207            | 452              | 561              | 451              | 364              | 416              | 3.2             | 7.4         |
| Egypt                 | 11,739   | 13,964         | 27,031           | 52,751           | 44,912           | 53,003           | 59,269           | -2.8            | 24.8        |
| Gabon                 | 884  | 952            | 2,110            | 2,563            | 2,501            | 2,492            | 3,800            | 2.7             | 14.3        |
| Gambia                | 182  | 189            | 321              | 322              | 304              | 285              | 344              | -8.4            | 4.3         |
| Guinea                | 819  | 612            | 1,281            | 1,366            | 1,060            | 1,405            | 2,106            | 0.3             | 12.7        |
| Guinea-Bissau         | 133  | 60             | 174              | 205              | 213              | 207              | 297              | -4.6            | 16.2        |
| Indonesia             | 40,645   | 43,075         | 93,101           | 129,244          | 96,829           | 135,663          | 177,436          | -1.5            | 15.3        |
| Iran                  | 13,882   | 13,626         | 44,894           | 57,371           | 50,755           | 65,769           | 68,319           | 7.3             | 10.9        |
| Iraq                  | 2,891  | 11,009         | 21,332           | 32,888           | 36,858           | 39,275           | 50,581           | 21.0            | 13.4        |
| Jordan                | 3,696  | 4,597          | 13,531           | 16,872           | 14,075           | 15,262           | 18,301           | 5.4             | 10.5        |
| Kazakhstan            | 3,805  | 4,927          | 32,687           | 37,815           | 28,409           | 30,438           | 38,039           | 10.5            | 14.2        |
| Kuwait                | 7,790  | 7,156          | 21,362           | 24,840           | 20,313           | 22,383           | 25,228           | 2.4             | 9.0         |
| Kyrgyz Republic       | 522  | 554            | 2,789            | 4,072            | 2,974            | 3,223            | 4,261            | -4.6            | 23.3        |
| Lebanon               | 7,278  | 6,227          | 11,815           | 16,136           | 16,232           | 17,970           | 20,163           | -1.2            | 13.4        |
| Libya                 | 5,033  | 3,731          | 6,736            | 9,093            | 10,012           | 10,480           | 4,988            | -0.8            | 3.5         |
| Malaysia              | 77,046   | 81,290         | 146,104          | 155,661          | 123,575          | 164,586          | 187,573          | 1.6             | 7.1         |
| Maldives              | 268  | 389            | 1,096            | 1,388            | 966              | 1,095            | 1,412            | 4.8             | 9.7         |
| Mali                  | 774  | 806            | 2,185            | 3,339            | 2,431            | 2,855            | 3,250            | 6.6             | 13.2        |
| Mauritania            | 455  | 454            | 1,430            | 1,966            | 1,337            | 1,727            | 2,453            | 2.6             | 11.4        |
| Morocco               | 10,023   | 11,533         | 31,650           | 42,322           | 32,882           | 35,379           | 44,286           | 5.0             | 13.1        |
| Mozambique            | 727  | 1,162          | 3,050            | 4,008            | 3,764            | 3,564            | 6,306            | 12.7            | 13.9        |
| Niger                 | 345  | 395            | 1,149            | 1,575            | 2,364            | 2,290            | 2,400            | 3.0             | 20.9        |
| Nigeria               | 8,222  | 8,721          | 37,576           | 42,378           | 33,906           | 44,235           | 64,103           | 3.9             | 19.6        |
| Oman                  | 4,249  | 5,039          | 16,025           | 22,925           | 17,851           | 19,973           | 23,857           | 4.6             | 16.4        |
| Pakistan              | 11,704   | 11,070         | 32,594           | 42,327           | 31,584           | 37,537           | 43,578           | 0.8             | 10.9        |
| Palestine             | 1,658  | 2,383          | 3,141            | 3,569            | 3,601            | 3,959            | 4,492            | -4.0            | 9.2         |
| Qatar                 | 3,398  | 3,252          | 23,429           | 27,900           | 24,922           | 23,240           | 25,672           | 6.5             | 20.7        |
| Saudi Arabia          | 28,085   | 30,237         | 90,214           | 115,134          | 95,552           | 106,863          | 129,017          | 3.4             | 14.7        |
| Senegal               | 1,412  | 1,553          | 4,871            | 6,528            | 4,713            | 4,782            | 5,909            | 7.3             | 9.7         |
| Sierra-Leone          | 134  | 152            | 446              | 533              | 521              | 770              | 1,717            | 13.2            | 23.3        |
| Somalia               | 268  | 343            | 887              | 1,131            | 931              | 955              | 1,175            | 9.0             | 9.2         |
| Sudan                 | 1,185  | 1,553          | 8,775            | 9,352            | 9,691            | 10,045           | 9,231            | 8.0             | 9.6         |
| Suriname              | 583  | 526            | 1,044            | 1,304            | 1,390            | 1,397            | 1,667            | 1.5             | 10.4        |
| Syria                 | 4,709  | 3,815          | 14,655           | 18,105           | 15,443           | 17,562           | 16,600           | 1.4             | 10.3        |
| Tajikistan            | 810  | 644            | 2,455            | 3,270            | 2,569            | 2,658            | 3,186            | 1.8             | 15.1        |
| Togo                  | 556  | 562            | 1,237            | 1,509            | 1,509            | 1,496            | 1,700            | 0.6             | 9.4         |
| Tunisia               | 7,903  | 8,566          | 19,099           | 24,638           | 19,096           | 22,215           | 23,956           | 4.6             | 10.0        |
| Turkey                | 35,707   | 54,150         | 170,063          | 201,961          | 140,869          | 185,541          | 240,839          | 4.4             | 11.1        |
| Turkmenistan          | 1,365  | 1,786          | 3,620            | 5,650            | 6,800            | 5,600            | 7,400            | 12.9            | 15.6        |
| U.A.E.                | 20,984   | 35,009         | 150,103          | 200,300          | 164,251          | 180,726          | 207,835          | 11.2            | 17.1        |
| Uganda                | 1,038  | 1,538          | 3,493            | 4,526            | 4,247            | 4,664            | 4,561            | 0.6             | 16.3        |
| Uzbekistan            | 2,750  | 2,697          | 6,338            | 9,277            | 9,023            | 8,386            | 9,953            | -8.4            | 18.5        |
| Yemen                 | 1,582  | 2,326          | 8,511            | 10,546           | 9,185            | 9,255            | 10,034           | 8.1             | 13.5        |
| <b>IDB-56</b>         | <b>358,195</b>                                 | <b>415,525</b> | <b>1,153,289</b> | <b>1,463,791</b> | <b>1,194,462</b> | <b>1,418,447</b> | <b>1,696,601</b> | <b>3.6</b>      | <b>13.1</b> |
| <b>Of which:</b>      |  |                |                  |                  |                  |                  |                  |                 |             |
| SSA-22*               | 23,088   | 24,743         | 86,258           | 102,132          | 87,492           | 101,654          | 130,662          | 4.6             | 14.9        |
| MENA-19*              | 185,069  | 230,407        | 712,739          | 931,071          | 765,680          | 881,045          | 1,032,760        | 5.2             | 13.8        |
| ASIA-8*               | 139,404  | 147,506        | 296,491          | 358,091          | 280,849          | 374,245          | 455,211          | 0.9             | 10.9        |
| CIT-7*                | 10,634   | 12,869         | 57,802           | 72,497           | 60,442           | 61,504           | 77,968           | 5.5             | 14.9        |
| LDMC-25*              | 21,879   | 27,459         | 73,666           | 92,079           | 83,022           | 93,629           | 113,519          | 5.6             | 13.8        |
| NON-LDMC-31*          | 336,316  | 388,066        | 1,079,623        | 1,371,711        | 1,111,440        | 1,324,819        | 1,583,082        | 3.5             | 13.1        |
| Oil-Exporters-22*     | 211,312  | 240,657        | 691,906          | 873,850          | 744,888          | 857,017          | 989,913          | 4.4             | 13.4        |
| Non-Oil-Exporters-34* | 146,883  | 174,868        | 461,383          | 589,941          | 449,574          | 561,430          | 706,687          | 2.5             | 12.7        |
| <b>OIC-57</b>         | <b>358,723</b>                                 | <b>416,098</b> | <b>1,154,318</b> | <b>1,465,137</b> | <b>1,195,638</b> | <b>1,419,896</b> | <b>1,698,285</b> | <b>3.6</b>      | <b>13.1</b> |
| <b>Memo:</b>          |  |                |                  |                  |                  |                  |                  |                 |             |
| World                 | 5,192,078                                      | 6,567,164      | 14,180,650       | 16,400,963       | 12,621,505       | 15,305,250       | 18,285,477       | 4.5             | 8.3         |
| Developed Countries   | 3,573,361                                      | 4,553,041      | 9,012,464        | 10,085,873       | 7,559,245        | 8,836,949        | 10,329,468       | 4.6             | 5.6         |
| Developing Countries  | 1,501,396                                      | 1,908,754      | 4,701,927        | 5,705,062        | 4,653,067        | 5,996,099        | 7,317,753        | 4.5             | 12.7        |
| LDCs                  | 34,181   | 43,408         | 123,741          | 161,059          | 153,152          | 166,276          | 205,514          | 6.5             | 15.8        |

\* See technical notes for country composition of the groupings

**Table 3.6: Terms of Trade**

| Country               | Terms of Trade<br>(2000=100) |       |              |              |              |              |              |              |
|-----------------------|------------------------------|-------|--------------|--------------|--------------|--------------|--------------|--------------|
|                       | 1990                         | 1995  | 2006         | 2007         | 2008         | 2009         | 2010         | 2011         |
| Afghanistan           | ..                           | ..    | 124.9        | 126.8        | 127.2        | 134.2        | 145.5        | 146.3        |
| Albania               | ..                           | ..    | 92.1         | 90.4         | 92.1         | 93.4         | 96.4         | 94.1         |
| Algeria               | 73.9                         | 57.9  | 187.6        | 179.1        | 232.8        | 157.2        | 177.3        | 199.1        |
| Azerbaijan            | ..                           | ..    | 150.1        | 152.7        | 188.9        | 127.7        | 157.5        | 187.6        |
| Bahrain               | ..                           | ..    | 126.1        | 124.7        | 141.8        | 111.1        | 121.3        | 128.5        |
| Bangladesh            | 117.4                        | 111.8 | 75.9         | 69.0         | 58.5         | 65.2         | 59.3         | 54.8         |
| Benin                 | 107.0                        | 106.6 | 105.5        | 107.3        | 105.5        | 107.1        | 118.2        | 125.1        |
| Brunei                | ..                           | ..    | 191.7        | 187.3        | 243.3        | 168.4        | 180.4        | 200.6        |
| Burkina Faso          | 118.8                        | 131.0 | 88.0         | 91.6         | 91.1         | 96.1         | 121.9        | 141.2        |
| Cameroon              | 81.3                         | 90.4  | 132.3        | 132.7        | 136.6        | 131.0        | 143.9        | 149.6        |
| Chad                  | 111.8                        | 92.6  | 174.9        | 175.9        | 213.8        | 148.1        | 181.5        | 208.8        |
| Comoros               | 86.0                         | 86.2  | 57.7         | 64.9         | 62.9         | 67.1         | 71.2         | 76.1         |
| Côte d'Ivoire         | 143.1                        | 122.0 | 133.1        | 138.4        | 140.1        | 148.9        | 161.0        | 159.0        |
| Djibouti              | ..                           | ..    | 88.6         | 87.1         | 87.3         | 79.7         | 78.9         | 77.8         |
| Egypt                 | 101.2                        | 116.3 | 145.1        | 138.8        | 154.8        | 145.5        | 151.7        | 159.4        |
| Gabon                 | 156.6                        | 125.4 | 178.2        | 181.5        | 229.0        | 162.9        | 193.7        | 218.6        |
| Gambia                | 100.0                        | 100.0 | 97.0         | 96.8         | 101.0        | 97.4         | 97.7         | 91.7         |
| Guinea                | 121.6                        | 89.6  | 132.4        | 130.2        | 121.5        | 98.4         | 109.2        | 109.9        |
| Guinea-Bissau         | 145.8                        | 102.7 | 82.1         | 74.6         | 73.7         | 84.2         | 84.0         | 80.6         |
| Indonesia             | 94.9                         | 90.4  | 113.0        | 116.4        | 123.7        | 119.8        | 127.1        | 134.1        |
| Iran                  | ..                           | ..    | 161.6        | 163.1        | 190.3        | 134.6        | 159.6        | 180.9        |
| Iraq                  | ..                           | ..    | 177.3        | 178.8        | 220.0        | 150.3        | 183.8        | 211.8        |
| Jordan                | 93.7                         | 115.6 | 88.5         | 92.4         | 118.0        | 120.4        | 85.4         | 76.5         |
| Kazakhstan            | ..                           | ..    | 174.9        | 182.3        | 215.4        | 162.6        | 193.8        | 219.9        |
| Kuwait                | ..                           | ..    | 181.0        | 185.6        | 229.9        | 154.3        | 186.2        | 219.2        |
| Kyrgyz Republic       | ..                           | ..    | 102.5        | 101.3        | 102.3        | 103.7        | 107.3        | 109.4        |
| Lebanon               | ..                           | ..    | 94.6         | 96.0         | 95.7         | 101.8        | 100.4        | 98.1         |
| Libya                 | ..                           | ..    | 168.5        | 167.3        | 200.2        | 138.9        | 163.9        | 185.4        |
| Malaysia              | 102.7                        | 108.5 | 101.7        | 101.8        | 104.0        | 99.4         | 100.1        | 100.7        |
| Maldives              | ..                           | ..    | 103.0        | 86.6         | 88.9         | 98.7         | 101.6        | 100.1        |
| Mali                  | 134.8                        | 109.6 | 112.0        | 114.8        | 118.9        | 134.9        | 160.2        | 177.3        |
| Mauritania            | 97.3                         | 102.2 | 133.2        | 125.1        | 148.0        | 144.6        | 132.4        | 131.5        |
| Morocco               | 84.9                         | 89.1  | 100.4        | 98.4         | 131.4        | 135.7        | 132.8        | 140.6        |
| Mozambique            | 175.0                        | 151.1 | 123.0        | 117.6        | 109.7        | 96.8         | 110.0        | 106.8        |
| Niger                 | 165.1                        | 121.4 | 137.5        | 171.5        | 152.0        | 149.0        | 149.3        | 163.9        |
| Nigeria               | 88.5                         | 55.6  | 176.6        | 177.7        | 215.8        | 154.7        | 184.0        | 211.4        |
| Oman                  | ..                           | ..    | 179.8        | 176.9        | 253.3        | 149.0        | 192.5        | 230.9        |
| Pakistan              | 108.7                        | 119.2 | 70.0         | 65.5         | 57.6         | 51.0         | 50.4         | 52.4         |
| Palestine             | ..                           | ..    | ..           | ..           | ..           | ..           | ..           | ..           |
| Qatar                 | ..                           | ..    | 184.0        | 183.0        | 247.8        | 166.4        | 186.2        | 213.3        |
| Saudi Arabia          | ..                           | ..    | 200.7        | 235.1        | 265.5        | 174.4        | 223.2        | 215.8        |
| Senegal               | 172.2                        | 156.3 | 98.8         | 97.2         | 97.1         | 96.1         | 99.0         | 105.4        |
| Sierra-Leone          | ..                           | ..    | 71.2         | 68.3         | 63.2         | 72.4         | 70.3         | 61.7         |
| Somalia               | ..                           | ..    | 106.1        | 105.4        | 101.1        | 102.3        | 101.3        | 100.3        |
| Sudan                 | 100.0                        | 100.0 | 172.9        | 179.5        | 224.2        | 163.0        | 196.5        | 229.4        |
| Suriname              | ..                           | ..    | 117.6        | 115.6        | 116.8        | 119.3        | 137.5        | 141.8        |
| Syria                 | ..                           | ..    | 123.1        | 126.6        | 141.6        | 125.7        | 135.6        | 143.7        |
| Tajikistan            | ..                           | ..    | 108.2        | 103.4        | 93.8         | 79.9         | 96.9         | 102.4        |
| Togo                  | 133.3                        | 99.1  | 21.3         | 22.8         | 30.7         | 28.7         | 29.4         | 30.4         |
| Tunisia               | 109.2                        | 95.8  | 90.9         | 91.1         | 97.4         | 97.1         | 96.1         | 95.0         |
| Turkey                | 109.1                        | 105.7 | 92.1         | 94.7         | 91.2         | 95.0         | 91.8         | 88.6         |
| Turkmenistan          | ..                           | ..    | 187.7        | 177.9        | 245.6        | 181.3        | 194.2        | 221.2        |
| U.A.E.                | ..                           | ..    | 149.2        | 151.5        | 175.7        | 145.4        | 162.3        | 178.3        |
| Uganda                | 145.7                        | 197.2 | 98.4         | 98.2         | 100.7        | 108.6        | 113.1        | 119.7        |
| Uzbekistan            | ..                           | ..    | 132.5        | 131.3        | 155.5        | 136.5        | 154.8        | 178.0        |
| Yemen                 | ..                           | ..    | 149.7        | 147.9        | 167.6        | 132.3        | 149.0        | 157.5        |
| <b>IDB-56</b>         | --                           | --    | <b>119.1</b> | <b>119.2</b> | <b>130.3</b> | <b>115.2</b> | <b>124.5</b> | <b>131.1</b> |
| <b>Memo:</b>          |                              |       |              |              |              |              |              |              |
| SSA-22*               | 122.1                        | 108.8 | 105.6        | 107.0        | 112.0        | 105.6        | 113.9        | 118.7        |
| MENA-19*              | --                           | --    | 139.2        | 140.5        | 165.9        | 133.3        | 144.7        | 154.2        |
| ASIA-8*               | --                           | --    | 107.4        | 103.1        | 104.2        | 100.7        | 104.2        | 106.2        |
| CIT-7*                | ..                           | ..    | 131.2        | 129.7        | 145.4        | 121.8        | 137.3        | 150.0        |
| LDMC-25*              | --                           | --    | 99.9         | 99.5         | 101.3        | 98.1         | 104.5        | 107.4        |
| NON-LDMC-31*          | --                           | --    | 136.5        | 137.2        | 158.3        | 130.5        | 142.6        | 152.9        |
| Oil-Exporters-22*     | --                           | --    | 159.0        | 160.7        | 190.3        | 146.1        | 167.9        | 185.4        |
| Non-Oil-Exporters-34* | --                           | --    | 98.3         | 97.7         | 101.3        | 98.4         | 102.0        | 104.0        |
| <b>OIC-57</b>         | --                           | --    | <b>118.9</b> | <b>118.8</b> | <b>129.8</b> | <b>115.4</b> | <b>124.6</b> | <b>131.0</b> |

\* See technical notes for country composition of the groupings





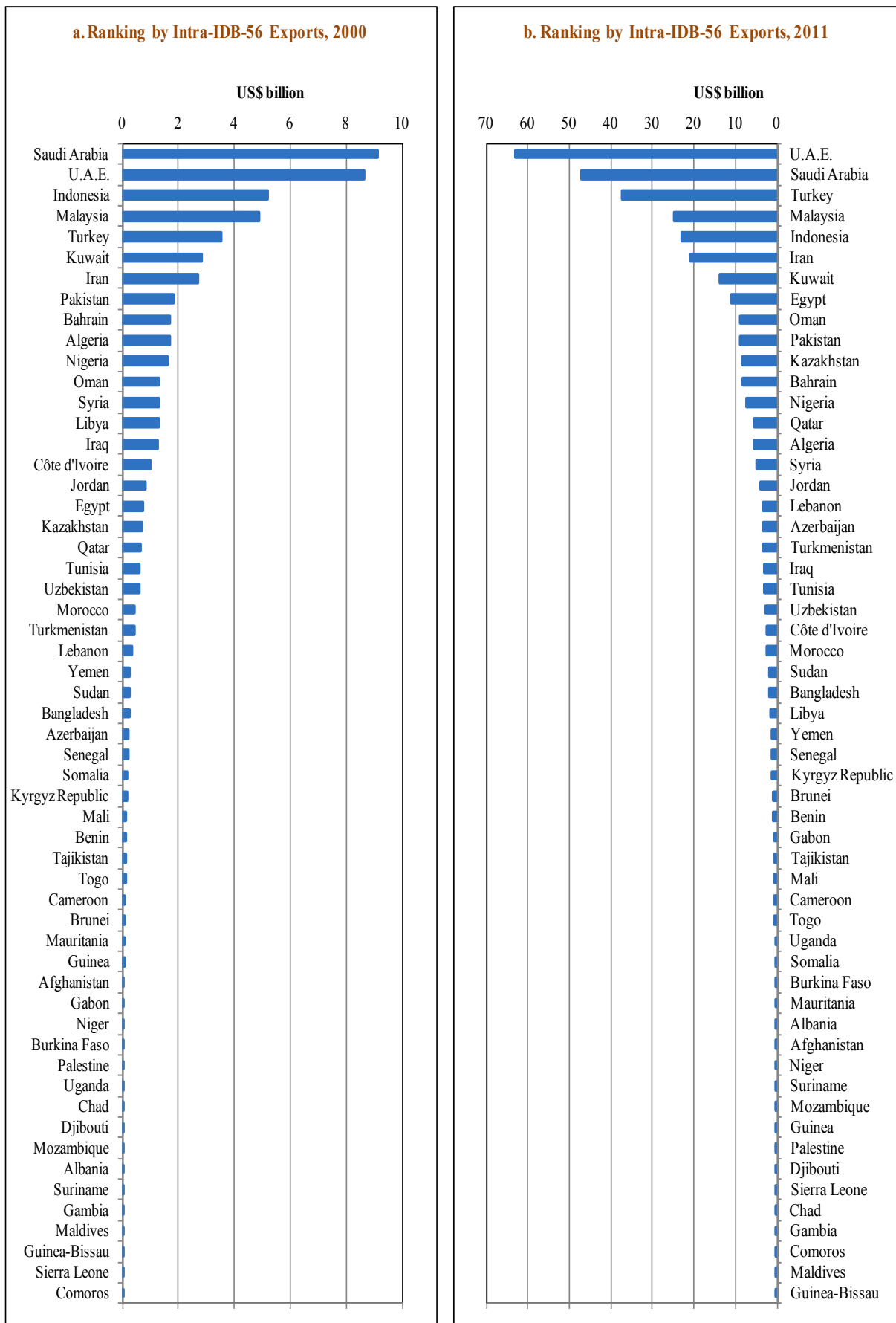
**Part III**  
**External Sector Economic Indicators**

**Table 3.9: Tariff**

| Country              | Year | All products       |                      |                        | Primary products   |                      |                        | Manufactured products |                      |                        |
|----------------------|------|--------------------|----------------------|------------------------|--------------------|----------------------|------------------------|-----------------------|----------------------|------------------------|
|                      |      | Binding Coverage % | Simple Mean tariff % | Weighted mean tariff % | Binding Coverage % | Simple Mean tariff % | Weighted mean tariff % | Binding Coverage %    | Simple Mean tariff % | Weighted mean tariff % |
| Afghanistan          | 2008 | ..                 | 6.2                  | 6.4                    | ..                 | 7.0                  | 6.7                    | ..                    | 6.1                  | 6.3                    |
| Albania              | 2009 | 100.0              | 5.7                  | 5.1                    | 100.0              | 6.8                  | 5.4                    | 100.0                 | 5.6                  | 5.0                    |
| Algeria              | 2009 | ..                 | 14.2                 | 8.6                    | ..                 | 14.5                 | 7.8                    | ..                    | 14.2                 | 8.9                    |
| Azerbaijan           | 2009 | ..                 | 8.3                  | 3.9                    | ..                 | 9.5                  | 3.8                    | ..                    | 8.1                  | 4.0                    |
| Bahrain              | 2009 | 73.6               | 4.4                  | 3.6                    | 73.7               | 7.0                  | 6.9                    | 73.4                  | 4.0                  | 3.1                    |
| Bangladesh           | 2008 | 15.9               | 13.9                 | 13.0                   | 55.7               | 16.3                 | 8.8                    | 3.7                   | 13.6                 | 14.0                   |
| Benin                | 2010 | 39.5               | 13.3                 | 15.4                   | 61.4               | 15.5                 | 12.4                   | 32.9                  | 12.9                 | 17.0                   |
| Brunei               | 2010 | 95.3               | 3.8                  | 4.1                    | 97.9               | 0.2                  | 0.1                    | 94.8                  | 4.4                  | 5.0                    |
| Burkina Faso         | 2010 | 39.4               | 12.4                 | 8.8                    | 59.0               | 11.4                 | 8.1                    | 33.5                  | 12.5                 | 9.2                    |
| Cameroon             | 2009 | 13.7               | 18.4                 | 15.0                   | 55.0               | 20.5                 | 12.9                   | 1.1                   | 18.1                 | 15.9                   |
| Chad                 | 2009 | 13.9               | 17.6                 | 14.7                   | 54.9               | 22.5                 | 17.2                   | 1.3                   | 16.8                 | 13.8                   |
| Comoros              | 2010 | ..                 | 7.6                  | 8.1                    | ..                 | 4.5                  | 3.9                    | ..                    | 8.4                  | 11.2                   |
| Côte d'Ivoire        | 2010 | 33.8               | 13.1                 | 7.3                    | 56.7               | 15.1                 | 5.4                    | 26.8                  | 12.8                 | 9.3                    |
| Djibouti             | 2009 | 100.0              | 20.6                 | 15.2                   | 100.0              | 15.9                 | 8.7                    | 100.0                 | 21.3                 | 18.6                   |
| Egypt                | 2009 | 99.3               | 12.6                 | 8.1                    | 98.7               | 37.6                 | 6.4                    | 99.4                  | 9.4                  | 9.5                    |
| Gabon                | 2009 | 100.0              | 18.7                 | 14.5                   | 100.0              | 21.2                 | 15.1                   | 100.0                 | 18.4                 | 14.3                   |
| Gambia               | 2009 | 13.7               | 18.7                 | 14.8                   | 55.0               | 16.9                 | 12.8                   | 1.6                   | 19.2                 | 17.0                   |
| Guinea               | 2010 | 38.6               | 13.5                 | 11.9                   | 58.3               | 15.6                 | 13.9                   | 32.8                  | 13.2                 | 10.2                   |
| Guinea-Bissau        | 2010 | 97.6               | 13.3                 | 9.9                    | 96.2               | 14.6                 | 10.0                   | 98.0                  | 12.9                 | 9.7                    |
| Indonesia            | 2010 | 96.6               | 4.8                  | 2.5                    | 99.2               | 3.2                  | 1.6                    | 96.1                  | 5.0                  | 2.9                    |
| Iran                 | 2008 | ..                 | 24.8                 | 19.6                   | ..                 | 21.7                 | 12.5                   | ..                    | 25.1                 | 21.2                   |
| Iraq                 | ..   | ..                 | ..                   | ..                     | ..                 | ..                   | ..                     | ..                    | ..                   | ..                     |
| Jordan               | 2009 | 100.0              | 9.7                  | 5.2                    | 99.8               | 14.2                 | 3.9                    | 100.0                 | 9.0                  | 6.1                    |
| Kazakhstan           | 2010 | ..                 | 6.4                  | 3.4                    | ..                 | 6.1                  | 0.9                    | ..                    | 6.4                  | 4.0                    |
| Kuwait               | 2009 | 99.9               | 4.1                  | 4.1                    | 99.6               | 3.4                  | 3.0                    | 100.0                 | 4.2                  | 4.4                    |
| Kyrgyz Republic      | 2010 | 99.9               | 3.3                  | 2.3                    | 99.9               | 4.5                  | 0.9                    | 100.0                 | 3.1                  | 3.6                    |
| Lebanon              | 2007 | ..                 | 5.6                  | 4.8                    | ..                 | 8.2                  | 5.0                    | ..                    | 5.2                  | 5.1                    |
| Libya                | 2006 | ..                 | 0.0                  | 0.0                    | ..                 | 0.0                  | 0.0                    | ..                    | 0.0                  | 0.0                    |
| Malaysia             | 2009 | 83.9               | 6.8                  | 4.0                    | 83.7               | 10.1                 | 5.0                    | 83.9                  | 6.1                  | 3.7                    |
| Maldives             | 2009 | 97.0               | 21.7                 | 20.6                   | 90.3               | 17.5                 | 18.4                   | 99.0                  | 22.8                 | 22.6                   |
| Mali                 | 2010 | 40.5               | 12.8                 | 8.4                    | 59.9               | 12.8                 | 7.9                    | 34.6                  | 12.8                 | 8.7                    |
| Mauritania           | 2007 | 39.4               | 12.6                 | 10.1                   | 58.2               | 11.1                 | 9.2                    | 34.0                  | 12.9                 | 11.0                   |
| Morocco              | 2009 | 100.0              | 9.1                  | 7.1                    | 100.0              | 18.0                 | 8.9                    | 100.0                 | 8.2                  | 5.8                    |
| Mozambique           | 2010 | 14.0               | 7.7                  | 4.8                    | 54.9               | 8.7                  | 4.7                    | 1.5                   | 7.5                  | 4.7                    |
| Niger                | 2010 | 96.6               | 13.0                 | 9.1                    | 99.1               | 14.0                 | 10.7                   | 95.9                  | 12.8                 | 7.6                    |
| Nigeria              | 2010 | 19.5               | 10.9                 | 10.6                   | 56.6               | 11.8                 | 9.1                    | 8.2                   | 10.7                 | 10.8                   |
| Oman                 | 2009 | 100.0              | 3.7                  | 3.2                    | 100.0              | 5.0                  | 3.3                    | 100.0                 | 3.5                  | 3.2                    |
| Pakistan             | 2009 | 98.6               | 14.8                 | 9.5                    | 98.1               | 14.5                 | 6.5                    | 98.7                  | 14.8                 | 12.3                   |
| Palestine            | ..   | ..                 | ..                   | ..                     | ..                 | ..                   | ..                     | ..                    | ..                   | ..                     |
| Qatar                | 2009 | 100.0              | 4.2                  | 3.8                    | 100.0              | 5.1                  | 4.0                    | 100.0                 | 4.1                  | 3.8                    |
| Saudi Arabia         | 2009 | 100.0              | 4.1                  | 3.9                    | 100.0              | 3.5                  | 2.8                    | 100.0                 | 4.1                  | 4.2                    |
| Senegal              | 2010 | 100.0              | 13.4                 | 8.9                    | 100.0              | 14.1                 | 7.7                    | 100.0                 | 13.3                 | 10.2                   |
| Sierra-Leone         | 2004 | 100.0              | ..                   | ..                     | 100.0              | ..                   | ..                     | 100.0                 | ..                   | ..                     |
| Somalia              | ..   | ..                 | ..                   | ..                     | ..                 | ..                   | ..                     | ..                    | ..                   | ..                     |
| Sudan                | 2010 | ..                 | 13.3                 | 14.8                   | ..                 | 16.6                 | 10.9                   | ..                    | 12.9                 | 15.8                   |
| Suriname             | 2010 | 27.6               | 11.6                 | 11.9                   | 56.7               | 18.3                 | 15.0                   | 18.8                  | 10.4                 | 10.4                   |
| Syria                | 2010 | ..                 | 6.7                  | 6.1                    | ..                 | 6.5                  | 6.1                    | ..                    | 6.7                  | 6.1                    |
| Tajikistan           | 2010 | ..                 | 4.4                  | 5.9                    | ..                 | 3.5                  | 1.1                    | ..                    | 4.5                  | 7.8                    |
| Togo                 | 2010 | 14.3               | 12.8                 | 14.2                   | 56.9               | 14.4                 | 12.4                   | 1.3                   | 12.6                 | 14.9                   |
| Tunisia              | 2008 | 58.3               | 21.9                 | 16.0                   | 66.5               | 26.8                 | 12.0                   | 56.0                  | 21.4                 | 18.2                   |
| Turkey               | 2010 | 50.3               | 2.5                  | 2.4                    | 65.7               | 14.4                 | 4.8                    | 45.8                  | 1.2                  | 1.3                    |
| Turkmenistan         | 2002 | ..                 | 5.4                  | 2.9                    | ..                 | 14.7                 | 12.6                   | ..                    | 3.8                  | 1.1                    |
| U.A.E.               | 2009 | 100.0              | 4.5                  | 3.7                    | 100.0              | 6.0                  | 2.8                    | 100.0                 | 4.2                  | 4.4                    |
| Uganda               | 2010 | 16.1               | 12.1                 | 8.2                    | 56.7               | 15.7                 | 8.8                    | 3.7                   | 11.6                 | 7.9                    |
| Uzbekistan           | 2009 | ..                 | 11.8                 | 6.9                    | ..                 | 12.6                 | 3.9                    | ..                    | 11.7                 | 7.4                    |
| Yemen                | 2009 | ..                 | 5.5                  | 4.2                    | ..                 | 7.1                  | 3.8                    | ..                    | 5.2                  | 4.6                    |
| <b>Memo:</b>         |      |                    |                      |                        |                    |                      |                        |                       |                      |                        |
| World                | 2010 | 79.1               | 6.2                  | 2.7                    | 87.3               | 7.0                  | 2.1                    | 76.7                  | 6.1                  | 3.0                    |
| Developed Countries  | 2010 | 89.1               | 2.8                  | 1.8                    | 95.0               | 4.1                  | 1.8                    | 87.3                  | 2.6                  | 1.9                    |
| Developing Countries | 2010 | 77.2               | 7.9                  | 4.3                    | 85.7               | 9.0                  | 2.7                    | 74.6                  | 7.8                  | 5.2                    |
| LDCs                 | ..   | ..                 | ..                   | ..                     | ..                 | ..                   | ..                     | ..                    | ..                   | ..                     |

\* See technical notes for country composition of the groupings

**Figure 3.6: Intra-IDB-56 Exports**









**Part III**  
**External Sector Economic Indicators**

**Table 3.12: Total Intra-IDB-56 Trade (% of Total Trade)**

| Country               | 1995        | 2000        | 2005        | 2006        | 2007        | 2008        | 2009        | 2010        | 2011        |
|-----------------------|-------------|-------------|-------------|-------------|-------------|-------------|-------------|-------------|-------------|
| Afghanistan           | 29.1        | 45.5        | 52.4        | 49.3        | 47.8        | 52.0        | 52.8        | 50.4        | 46.3        |
| Albania               | 7.4         | 5.7         | 8.0         | 7.7         | 8.1         | 9.3         | 12.7        | 8.3         | 9.4         |
| Algeria               | 6.8         | 7.6         | 6.9         | 6.6         | 7.5         | 7.6         | 9.0         | 9.1         | 8.3         |
| Azerbaijan            | 43.6        | 18.5        | 20.7        | 15.1        | 16.3        | 9.1         | 13.5        | 13.5        | 13.4        |
| Bahrain               | 38.4        | 33.5        | 40.9        | 38.7        | 36.8        | 38.9        | 38.1        | 38.4        | 41.9        |
| Bangladesh            | 7.3         | 9.4         | 15.5        | 14.3        | 14.2        | 16.1        | 13.1        | 16.0        | 16.7        |
| Benin                 | 18.0        | 21.3        | 26.3        | 24.6        | 25.3        | 23.4        | 25.4        | 33.5        | 30.7        |
| Brunei                | 9.4         | 6.7         | 21.2        | 22.1        | 24.7        | 22.5        | 13.5        | 10.4        | 10.8        |
| Burkina Faso          | 33.3        | 31.4        | 36.5        | 34.5        | 30.5        | 30.4        | 29.0        | 30.3        | 27.9        |
| Cameroon              | 8.9         | 15.2        | 20.1        | 20.6        | 22.8        | 18.8        | 18.7        | 21.8        | 21.3        |
| Chad                  | 15.2        | 14.3        | 5.5         | 6.8         | 7.7         | 7.4         | 9.0         | 8.8         | 9.1         |
| Comoros               | 2.9         | 11.6        | 26.5        | 25.5        | 34.2        | 30.7        | 31.3        | 31.6        | 31.6        |
| Côte d'Ivoire         | 18.8        | 30.0        | 28.2        | 28.6        | 29.5        | 30.4        | 26.2        | 28.2        | 27.6        |
| Djibouti              | 9.6         | 19.0        | 40.9        | 38.1        | 44.0        | 28.5        | 44.9        | 36.1        | 49.8        |
| Egypt                 | 10.5        | 14.7        | 22.8        | 22.4        | 20.8        | 23.5        | 26.4        | 25.3        | 26.2        |
| Gabon                 | 3.4         | 2.8         | 4.0         | 5.3         | 8.3         | 5.5         | 8.9         | 7.4         | 7.5         |
| Gambia                | 13.1        | 20.2        | 31.2        | 30.8        | 29.8        | 32.8        | 30.0        | 28.0        | 28.8        |
| Guinea                | 12.5        | 16.1        | 15.0        | 14.2        | 10.2        | 10.7        | 11.7        | 9.4         | 13.8        |
| Guinea-Bissau         | 10.5        | 8.9         | 18.7        | 20.2        | 22.3        | 22.7        | 17.8        | 22.0        | 17.3        |
| Indonesia             | 6.8         | 11.1        | 12.0        | 12.5        | 13.5        | 13.6        | 12.9        | 12.3        | 12.3        |
| Iran                  | 12.4        | 12.3        | 18.0        | 19.6        | 20.0        | 21.3        | 21.3        | 23.1        | 24.4        |
| Iraq                  | 80.6        | 10.2        | 30.3        | 26.6        | 22.6        | 23.6        | 27.4        | 24.9        | 21.3        |
| Jordan                | 39.3        | 25.1        | 40.6        | 41.8        | 41.0        | 39.7        | 41.0        | 44.1        | 44.3        |
| Kazakhstan            | 12.8        | 7.6         | 6.9         | 8.8         | 10.3        | 9.4         | 8.2         | 8.3         | 8.7         |
| Kuwait                | 14.7        | 16.5        | 16.9        | 18.0        | 17.5        | 15.8        | 17.2        | 16.4        | 16.3        |
| Kyrgyz Republic       | 48.2        | 35.5        | 37.4        | 25.8        | 28.6        | 25.2        | 29.6        | 30.4        | 29.1        |
| Lebanon               | 16.8        | 20.5        | 32.8        | 35.6        | 30.1        | 30.7        | 27.9        | 28.8        | 31.9        |
| Libya                 | 13.3        | 11.2        | 11.0        | 10.7        | 7.7         | 7.1         | 9.2         | 9.3         | 16.3        |
| Malaysia              | 4.2         | 5.0         | 7.6         | 7.8         | 9.0         | 10.2        | 10.3        | 10.5        | 11.5        |
| Maldives              | 11.8        | 19.4        | 25.5        | 25.5        | 27.0        | 24.7        | 22.4        | 26.2        | 25.8        |
| Mali                  | 50.1        | 31.6        | 31.8        | 27.7        | 33.3        | 33.2        | 32.0        | 35.7        | 34.2        |
| Mauritania            | 12.0        | 17.8        | 14.1        | 13.5        | 15.5        | 13.4        | 14.2        | 15.4        | 14.1        |
| Morocco               | 11.8        | 13.3        | 13.6        | 15.6        | 14.3        | 16.3        | 13.6        | 15.6        | 16.9        |
| Mozambique            | 3.2         | 3.6         | 4.2         | 5.2         | 5.6         | 5.9         | 6.2         | 5.3         | 6.7         |
| Niger                 | 35.5        | 42.5        | 30.5        | 25.1        | 34.1        | 35.1        | 25.2        | 27.7        | 25.1        |
| Nigeria               | 6.2         | 7.5         | 8.2         | 5.7         | 6.3         | 6.7         | 9.6         | 7.6         | 7.9         |
| Oman                  | 20.8        | 20.1        | 19.0        | 20.7        | 23.0        | 23.9        | 25.0        | 24.8        | 26.3        |
| Pakistan              | 26.1        | 33.8        | 33.4        | 34.6        | 35.4        | 42.2        | 39.4        | 41.0        | 43.9        |
| Palestine             | ..          | 2.8         | 4.5         | 5.6         | 4.3         | 5.5         | 6.2         | 7.5         | 8.8         |
| Qatar                 | 12.7        | 9.0         | 10.6        | 11.2        | 11.4        | 10.1        | 10.8        | 8.3         | 7.7         |
| Saudi Arabia          | 12.6        | 11.5        | 14.0        | 13.7        | 13.3        | 12.0        | 13.1        | 13.2        | 13.5        |
| Senegal               | 18.1        | 25.3        | 27.0        | 22.6        | 25.2        | 30.0        | 27.5        | 28.6        | 27.0        |
| Sierra-Leone          | 10.5        | 9.6         | 32.8        | 31.6        | 32.4        | 35.2        | 35.8        | 35.4        | 41.1        |
| Somalia               | 46.3        | 55.0        | 57.8        | 55.1        | 60.1        | 53.9        | 66.3        | 58.0        | 48.0        |
| Sudan                 | 34.7        | 22.0        | 22.6        | 18.0        | 18.3        | 23.6        | 26.1        | 25.1        | 26.4        |
| Suriname              | 0.8         | 0.6         | 3.4         | 1.4         | 1.1         | 1.2         | 3.7         | 8.1         | 5.9         |
| Syria                 | 22.0        | 24.0        | 44.8        | 45.1        | 43.1        | 44.8        | 46.1        | 46.2        | 45.8        |
| Tajikistan            | 21.0        | 34.4        | 40.3        | 44.3        | 41.9        | 33.8        | 31.0        | 33.0        | 31.1        |
| Togo                  | 17.0        | 24.2        | 31.6        | 33.4        | 26.9        | 31.2        | 24.5        | 30.6        | 23.6        |
| Tunisia               | 10.4        | 10.5        | 11.6        | 12.3        | 12.2        | 15.1        | 14.1        | 12.5        | 15.1        |
| Turkey                | 14.5        | 12.0        | 14.5        | 15.2        | 15.1        | 18.5        | 19.1        | 20.2        | 18.3        |
| Turkmenistan          | 31.6        | 25.4        | 27.5        | 24.7        | 23.0        | 22.3        | 35.8        | 42.1        | 30.1        |
| U.A.E.                | 16.1        | 16.4        | 19.1        | 19.8        | 20.4        | 20.1        | 23.4        | 22.1        | 21.3        |
| Uganda                | 5.8         | 7.5         | 13.5        | 21.6        | 19.2        | 19.4        | 17.6        | 19.6        | 19.1        |
| Uzbekistan            | 24.2        | 23.1        | 22.2        | 19.4        | 23.4        | 20.9        | 25.9        | 32.3        | 16.5        |
| Yemen                 | 23.9        | 19.4        | 26.0        | 23.8        | 26.4        | 29.4        | 29.3        | 27.9        | 29.9        |
| <b>IDB-56</b>         | <b>12.1</b> | <b>12.2</b> | <b>15.6</b> | <b>15.6</b> | <b>15.9</b> | <b>16.6</b> | <b>17.8</b> | <b>17.4</b> | <b>17.1</b> |
| <b>Of which:</b>      |             |             |             |             |             |             |             |             |             |
| SSA-22*               | 12.6        | 13.9        | 14.1        | 12.5        | 13.2        | 13.9        | 16.4        | 14.9        | 13.7        |
| MENA-19*              | 15.3        | 13.6        | 17.4        | 17.5        | 17.3        | 17.9        | 19.6        | 19.2        | 18.8        |
| ASIA-8*               | 6.9         | 9.1         | 12.0        | 12.3        | 13.3        | 14.8        | 14.1        | 14.1        | 14.7        |
| CIT-7*                | 21.9        | 16.2        | 14.2        | 13.6        | 14.9        | 12.6        | 15.3        | 15.8        | 13.3        |
| LDMC-25*              | 16.9        | 17.3        | 21.7        | 20.0        | 20.8        | 22.4        | 21.7        | 22.8        | 22.4        |
| NON-LDMC-31*          | 11.9        | 11.9        | 15.3        | 15.4        | 15.7        | 16.4        | 17.6        | 17.2        | 16.9        |
| Oil-Exporters-22*     | 11.1        | 10.8        | 14.6        | 14.5        | 14.9        | 15.0        | 16.9        | 16.2        | 15.9        |
| Non-Oil-Exporters-34* | 13.9        | 15.0        | 17.8        | 18.3        | 18.4        | 20.4        | 19.8        | 20.0        | 19.7        |
| <b>OIC-57</b>         | <b>12.1</b> | <b>12.2</b> | <b>15.6</b> | <b>15.6</b> | <b>15.9</b> | <b>16.6</b> | <b>17.8</b> | <b>17.4</b> | <b>17.1</b> |
| <b>Memo:</b>          |             |             |             |             |             |             |             |             |             |
| World                 | 100.0       | 100.0       | 100.0       | 100.0       | 100.0       | 100.0       | 100.0       | 100.0       | 100.0       |
| Developed Countries   | 73.1        | 72.0        | 69.5        | 68.4        | 68.6        | 67.0        | 66.9        | 64.3        | 63.7        |
| Developing Countries  | 40.3        | 41.9        | 49.0        | 50.7        | 52.0        | 53.3        | 54.4        | 55.8        | 56.5        |
| LDCs                  | 2.5         | 2.6         | 3.0         | 2.8         | 2.9         | 3.3         | 3.5         | 4.0         | 3.1         |

\* See technical notes for country composition of the groupings

**Table 3.13a: Intra-Exports by Regional Groupings**

| US\$ millions (2000) |         |         |         |         |          |         |          |         |       |          |           |
|----------------------|---------|---------|---------|---------|----------|---------|----------|---------|-------|----------|-----------|
| Exports to<br>⇒⇒⇒    | AMU     | ASEAN   | CIS     | COMESA  | ECO      | ECOWAS  | GCC      | SAARC   | UDEAC | IDB-56   | WORLD     |
| AMU                  | 1,094.6 | 40.5    | 17.2    | 429.8   | 2,315.4  | 183.5   | 130.0    | 52.4    | 22.4  | 4,119.6  | 48,381.4  |
| ASEAN                | 141.4   | 4,030.1 | 8.2     | 503.0   | 1,238.8  | 410.8   | 2,717.7  | 1,018.7 | 13.0  | 10,124.4 | 164,224.2 |
| CIS                  | 14.1    | 30.7    | 1,150.6 | 8.7     | 2,084.3  | 8.5     | 42.6     | 132.4   | 0.1   | 2,229.5  | 17,009.0  |
| COMESA               | 528.8   | 67.4    | 1.7     | 234.9   | 823.0    | 47.3    | 342.6    | 25.0    | 3.1   | 2,324.5  | 19,555.3  |
| ECO                  | 1,112.5 | 448.8   | 1,973.8 | 597.5   | 4,623.9  | 166.9   | 2,500.9  | 876.5   | 19.0  | 10,326.1 | 82,177.9  |
| ECOWAS               | 137.8   | 533.4   | 13.2    | 6.4     | 118.5    | 2,123.3 | 13.1     | 31.6    | 333.0 | 3,301.7  | 28,026.9  |
| GCC                  | 847.3   | 3,904.2 | 319.4   | 1,409.1 | 6,943.3  | 662.4   | 8,327.4  | 4,300.8 | 10.7  | 24,267.2 | 175,186.3 |
| SAARC                | 41.5    | 197.0   | 32.9    | 78.5    | 421.7    | 95.4    | 1,062.9  | 350.9   | 6.3   | 2,118.1  | 15,836.2  |
| UDEAC                | 37.6    | 3.6     | 0.0     | 1.1     | 19.5     | 37.2    | 2.8      | 3.6     | 31.0  | 137.8    | 4,608.2   |
| IDB-56               | 4,259.5 | 9,184.3 | 2,342.3 | 3,340.5 | 16,087.9 | 3,653.7 | 15,298.3 | 6,399.2 | 438.5 | 57,771.0 | 549,252.2 |

| Percentage (2000) |     |       |     |        |      |        |     |       |       |        |       |
|-------------------|-----|-------|-----|--------|------|--------|-----|-------|-------|--------|-------|
| Exports to<br>⇒⇒⇒ | AMU | ASEAN | CIS | COMESA | ECO  | ECOWAS | GCC | SAARC | UDEAC | IDB-56 | WORLD |
| AMU               | 2.3 | 0.1   | 0.0 | 0.9    | 4.8  | 0.4    | 0.3 | 0.1   | 0.0   | 8.5    | 100   |
| ASEAN             | 0.1 | 2.5   | 0.0 | 0.3    | 0.8  | 0.3    | 1.7 | 0.6   | 0.0   | 6.2    | 100   |
| CIS               | 0.1 | 0.2   | 6.8 | 0.1    | 12.3 | 0.0    | 0.3 | 0.8   | 0.0   | 13.1   | 100   |
| COMESA            | 2.7 | 0.3   | 0.0 | 1.2    | 4.2  | 0.2    | 1.8 | 0.1   | 0.0   | 11.9   | 100   |
| ECO               | 1.4 | 0.5   | 2.4 | 0.7    | 5.6  | 0.2    | 3.0 | 1.1   | 0.0   | 12.6   | 100   |
| ECOWAS            | 0.5 | 1.9   | 0.0 | 0.0    | 0.4  | 7.6    | 0.0 | 0.1   | 1.2   | 11.8   | 100   |
| GCC               | 0.5 | 2.2   | 0.2 | 0.8    | 4.0  | 0.4    | 4.8 | 2.5   | 0.0   | 13.9   | 100   |
| SAARC             | 0.3 | 1.2   | 0.2 | 0.5    | 2.7  | 0.6    | 6.7 | 2.2   | 0.0   | 13.4   | 100   |
| UDEAC             | 0.8 | 0.1   | 0.0 | 0.0    | 0.4  | 0.8    | 0.1 | 0.1   | 0.7   | 3.0    | 100   |
| IDB-56            | 0.8 | 1.7   | 0.4 | 0.6    | 2.9  | 0.7    | 2.8 | 1.2   | 0.1   | 10.5   | 100   |

| US\$ millions (2011) |          |          |          |          |           |          |          |          |         |           |             |
|----------------------|----------|----------|----------|----------|-----------|----------|----------|----------|---------|-----------|-------------|
| Exports to<br>⇒⇒⇒    | AMU      | ASEAN    | CIS      | COMESA   | ECO       | ECOWAS   | GCC      | SAARC    | UDEAC   | IDB-56    | WORLD       |
| AMU                  | 4,704.0  | 552.8    | 5.8      | 2,146.8  | 3,937.7   | 859.8    | 640.7    | 751.4    | 185.5   | 12,835.6  | 132,032.9   |
| ASEAN                | 825.0    | 19,486.0 | 197.0    | 3,358.4  | 8,022.4   | 2,332.8  | 9,924.9  | 6,801.0  | 147.6   | 48,808.2  | 442,963.1   |
| CIS                  | 340.7    | 2,005.0  | 5,536.0  | 413.9    | 15,579.3  | 26.3     | 717.1    | 1,602.2  | 1.4     | 19,486.8  | 148,825.1   |
| COMESA               | 2,347.2  | 867.5    | 17.9     | 1,505.0  | 2,160.0   | 233.9    | 4,794.3  | 263.0    | 71.1    | 15,154.4  | 60,433.9    |
| ECO                  | 4,656.0  | 4,470.0  | 11,580.6 | 4,732.7  | 42,302.2  | 1,386.3  | 13,979.3 | 7,408.9  | 187.9   | 86,679.6  | 439,977.9   |
| ECOWAS               | 446.8    | 2,339.7  | 115.0    | 33.1     | 786.8     | 8,025.5  | 414.2    | 174.7    | 1,579.6 | 13,966.0  | 132,492.2   |
| GCC                  | 5,419.3  | 17,103.3 | 1,035.8  | 10,174.2 | 47,475.2  | 1,939.4  | 44,129.7 | 19,133.5 | 180.0   | 146,522.2 | 876,725.1   |
| SAARC                | 117.7    | 537.2    | 68.7     | 403.7    | 4,845.0   | 415.8    | 3,110.2  | 3,818.7  | 38.2    | 10,933.6  | 51,965.4    |
| UDEAC                | 99.9     | 589.6    | 0.0      | 12.5     | 68.4      | 229.8    | 26.9     | 29.6     | 370.0   | 1,435.6   | 20,888.9    |
| IDB-56               | 19,609.1 | 45,989.8 | 12,997.8 | 23,019.8 | 107,386.2 | 15,367.4 | 79,275.1 | 34,957.9 | 2,784.2 | 343,555.2 | 2,240,261.0 |

| Percentage (2011) |      |       |      |        |       |        |      |       |       |        |       |
|-------------------|------|-------|------|--------|-------|--------|------|-------|-------|--------|-------|
| Exports to<br>⇒⇒⇒ | AMU  | ASEAN | CIS  | COMESA | ECO   | ECOWAS | GCC  | SAARC | UDEAC | IDB-56 | WORLD |
| AMU               | 3.56 | 0.42  | 0.00 | 1.63   | 2.98  | 0.65   | 0.49 | 0.57  | 0.14  | 9.72   | 100   |
| ASEAN             | 0.19 | 4.40  | 0.04 | 0.76   | 1.81  | 0.53   | 2.24 | 1.54  | 0.03  | 11.02  | 100   |
| CIS               | 0.23 | 1.35  | 3.72 | 0.28   | 10.47 | 0.02   | 0.48 | 1.08  | 0.00  | 13.09  | 100   |
| COMESA            | 3.88 | 1.44  | 0.03 | 2.49   | 3.57  | 0.39   | 7.93 | 0.44  | 0.12  | 25.08  | 100   |
| ECO               | 1.06 | 1.02  | 2.63 | 1.08   | 9.61  | 0.32   | 3.18 | 1.68  | 0.04  | 19.70  | 100   |
| ECOWAS            | 0.34 | 1.77  | 0.09 | 0.02   | 0.59  | 6.06   | 0.31 | 0.13  | 1.19  | 10.54  | 100   |
| GCC               | 0.62 | 1.95  | 0.12 | 1.16   | 5.42  | 0.22   | 5.03 | 2.18  | 0.02  | 16.71  | 100   |
| SAARC             | 0.23 | 1.03  | 0.13 | 0.78   | 9.32  | 0.80   | 5.99 | 7.35  | 0.07  | 21.04  | 100   |
| UDEAC             | 0.48 | 2.82  | 0.00 | 0.06   | 0.33  | 1.10   | 0.13 | 0.14  | 1.77  | 6.87   | 100   |
| IDB-56            | 0.88 | 2.05  | 0.58 | 1.03   | 4.79  | 0.69   | 3.54 | 1.56  | 0.12  | 15.34  | 100   |

**Part III**  
**External Sector Economic Indicators**

**Table 3.13b: Intra-Imports by Regional Groupings**

| US\$ millions (2000) |         |          |         |         |          |         |          |         |       |          |           |
|----------------------|---------|----------|---------|---------|----------|---------|----------|---------|-------|----------|-----------|
| Imports from<br>⇒    | AMU     | ASEAN    | CIS     | COMESA  | ECO      | ECOWAS  | GCC      | SAARC   | UDEAC | IDB-56   | WORLD     |
| AMU                  | 1,093.5 | 205.1    | 16.5    | 556.9   | 1,039.8  | 200.8   | 843.2    | 33.7    | 46.8  | 4,280.5  | 33,436.2  |
| ASEAN                | 61.6    | 4,881.7  | 26.3    | 82.9    | 503.1    | 707.5   | 4,446.1  | 232.4   | 4.4   | 10,827.2 | 125,462.9 |
| CIS                  | 7.6     | 13.6     | 1,283.4 | 2.0     | 2,194.0  | 24.8    | 318.3    | 30.7    | 0.0   | 2,569.2  | 11,779.2  |
| COMESA               | 377.5   | 384.0    | 8.2     | 226.4   | 397.6    | 8.0     | 1,571.3  | 40.6    | 0.6   | 3,156.2  | 21,035.7  |
| ECO                  | 2,259.6 | 1,400.4  | 2,604.4 | 978.6   | 5,398.8  | 189.8   | 6,670.5  | 530.8   | 29.7  | 16,915.4 | 91,800.6  |
| ECOWAS               | 195.5   | 298.6    | 7.3     | 40.4    | 138.5    | 1,944.3 | 354.1    | 73.1    | 45.9  | 3,047.1  | 16,691.3  |
| GCC                  | 136.8   | 2,631.9  | 85.3    | 504.9   | 2,354.4  | 16.2    | 7,783.3  | 899.3   | 4.1   | 14,596.0 | 85,327.9  |
| SAARC                | 57.9    | 1,154.1  | 240.4   | 49.1    | 1,177.1  | 25.4    | 4,305.0  | 477.3   | 4.9   | 6,866.3  | 21,517.2  |
| UDEAC                | 27.4    | 15.7     | ..      | 3.5     | 23.9     | 397.3   | 14.4     | 8.6     | 45.9  | 535.4    | 2,751.3   |
| IDB-56               | 4,215.3 | 11,223.4 | 2,789.6 | 2,965.2 | 10,891.1 | 3,496.9 | 23,833.8 | 2,052.2 | 184.1 | 59,907.6 | 415,524.9 |

| Percentage (2000) |     |       |      |        |      |        |      |       |       |        |       |
|-------------------|-----|-------|------|--------|------|--------|------|-------|-------|--------|-------|
| Imports from<br>⇒ | AMU | ASEAN | CIS  | COMESA | ECO  | ECOWAS | GCC  | SAARC | UDEAC | IDB-56 | WORLD |
| AMU               | 3.3 | 0.6   | 0.0  | 1.7    | 3.1  | 0.6    | 2.5  | 0.1   | 0.1   | 12.8   | 100   |
| ASEAN             | 0.0 | 3.9   | 0.0  | 0.1    | 0.4  | 0.6    | 3.5  | 0.2   | 0.0   | 8.6    | 100   |
| CIS               | 0.1 | 0.1   | 10.9 | 0.0    | 18.6 | 0.2    | 2.7  | 0.3   | 0.0   | 21.8   | 100   |
| COMESA            | 1.8 | 1.8   | 0.0  | 1.1    | 1.9  | 0.0    | 7.5  | 0.2   | 0.0   | 15.0   | 100   |
| ECO               | 2.5 | 1.5   | 2.8  | 1.1    | 5.9  | 0.2    | 7.3  | 0.6   | 0.0   | 18.4   | 100   |
| ECOWAS            | 1.2 | 1.8   | 0.0  | 0.2    | 0.8  | 11.6   | 2.1  | 0.4   | 0.3   | 18.3   | 100   |
| GCC               | 0.2 | 3.1   | 0.1  | 0.6    | 2.8  | 0.0    | 9.1  | 1.1   | 0.0   | 17.1   | 100   |
| SAARC             | 0.3 | 5.4   | 1.1  | 0.2    | 5.5  | 0.1    | 20.0 | 2.2   | 0.0   | 31.9   | 100   |
| UDEAC             | 1.0 | 0.6   | ..   | 0.1    | 0.9  | 14.4   | 0.5  | 0.3   | 1.7   | 19.5   | 100   |
| IDB-56            | 1.0 | 2.7   | 0.7  | 0.7    | 2.6  | 0.8    | 5.7  | 0.5   | 0.0   | 14.4   | 100   |

| US\$ millions (2011) |          |          |          |          |          |          |           |          |         |           |             |
|----------------------|----------|----------|----------|----------|----------|----------|-----------|----------|---------|-----------|-------------|
| Imports from<br>⇒    | AMU      | ASEAN    | CIS      | COMESA   | ECO      | ECOWAS   | GCC       | SAARC    | UDEAC   | IDB-56    | WORLD       |
| AMU                  | 4,455.1  | 1,070.9  | 271.2    | 2,350.9  | 4,271.3  | 520.4    | 5,175.1   | 122.9    | 76.5    | 18,876.7  | 122,901.6   |
| ASEAN                | 494.4    | 21,708.6 | 1,572.6  | 362.2    | 4,217.2  | 2,377.8  | 16,545.6  | 524.4    | 1,038.9 | 47,271.2  | 367,958.2   |
| CIS                  | 10.2     | 260.0    | 3,207.6  | 22.5     | 8,430.5  | 629.5    | 964.5     | 62.5     | 0.0     | 10,347.2  | 72,571.7    |
| COMESA               | 1,513.9  | 1,993.1  | 181.1    | 1,107.5  | 3,903.4  | 19.9     | 9,193.4   | 317.9    | 7.7     | 18,921.0  | 78,740.6    |
| ECO                  | 2,428.6  | 8,953.9  | 9,041.9  | 1,831.4  | 32,928.8 | 1,432.2  | 43,993.2  | 3,660.2  | 57.4    | 93,764.0  | 431,607.7   |
| ECOWAS               | 1,044.1  | 1,326.9  | 12.0     | 357.9    | 1,641.7  | 7,150.3  | 2,214.3   | 814.8    | 158.7   | 14,465.4  | 93,844.7    |
| GCC                  | 669.7    | 10,927.5 | 687.8    | 6,096.0  | 15,064.1 | 113.7    | 37,700.4  | 3,628.1  | 11.6    | 77,210.8  | 423,714.1   |
| SAARC                | 677.3    | 6,650.1  | 1,973.6  | 553.5    | 4,940.5  | 135.1    | 19,652.7  | 2,124.6  | 37.2    | 32,911.0  | 85,585.4    |
| UDEAC                | 255.8    | 141.1    | 0.0      | 52.5     | 166.1    | 1,439.4  | 123.8     | 46.3     | 490.9   | 2,693.1   | 12,400.0    |
| IDB-56               | 11,192.9 | 50,575.4 | 12,534.0 | 16,043.8 | 81,366.5 | 13,308.0 | 132,707.4 | 10,444.5 | 1,888.5 | 330,676.1 | 1,696,600.6 |

| Percentage (2011) |      |       |      |        |       |        |       |       |       |        |       |
|-------------------|------|-------|------|--------|-------|--------|-------|-------|-------|--------|-------|
| Imports from<br>⇒ | AMU  | ASEAN | CIS  | COMESA | ECO   | ECOWAS | GCC   | SAARC | UDEAC | IDB-56 | WORLD |
| AMU               | 3.62 | 0.87  | 0.22 | 1.91   | 3.48  | 0.42   | 4.21  | 0.10  | 0.06  | 15.36  | 100   |
| ASEAN             | 0.13 | 5.90  | 0.43 | 0.10   | 1.15  | 0.65   | 4.50  | 0.14  | 0.28  | 12.85  | 100   |
| CIS               | 0.01 | 0.36  | 4.42 | 0.03   | 11.62 | 0.87   | 1.33  | 0.09  | 0.00  | 14.26  | 100   |
| COMESA            | 1.92 | 2.53  | 0.23 | 1.41   | 4.96  | 0.03   | 11.68 | 0.40  | 0.01  | 24.03  | 100   |
| ECO               | 0.56 | 2.07  | 2.09 | 0.42   | 7.63  | 0.33   | 10.19 | 0.85  | 0.01  | 21.72  | 100   |
| ECOWAS            | 1.11 | 1.41  | 0.01 | 0.38   | 1.75  | 7.62   | 2.36  | 0.87  | 0.17  | 15.41  | 100   |
| GCC               | 0.16 | 2.58  | 0.16 | 1.44   | 3.56  | 0.03   | 8.90  | 0.86  | 0.00  | 18.22  | 100   |
| SAARC             | 0.79 | 7.77  | 2.31 | 0.65   | 5.77  | 0.16   | 22.96 | 2.48  | 0.04  | 38.45  | 100   |
| UDEAC             | 2.06 | 1.14  | 0.00 | 0.42   | 1.34  | 11.61  | 1.00  | 0.37  | 3.96  | 21.72  | 100   |
| IDB-56            | 0.66 | 2.98  | 0.74 | 0.95   | 4.80  | 0.78   | 7.82  | 0.62  | 0.11  | 19.49  | 100   |





**Table 3.16a: Top Five Export Partners 2011**

| Reporting Country | Member Countries |                    | Non-Member Countries |                    |
|-------------------|------------------|--------------------|----------------------|--------------------|
|                   | Partner Country  | % of Total Exports | Partner Country      | % of Total Exports |
| Afghanistan       | Nigeria          | 33.6               | India                | 14.4               |
|                   | Pakistan         | 23.3               | Russian Federation   | 3.9                |
|                   | Tajikistan       | 4.4                | United States        | 2.3                |
|                   | Bangladesh       | 3.4                | Germany              | 1.5                |
|                   | Iran             | 2.3                | Finland              | 1.4                |
| Albania           | Turkey           | 6.2                | Italy                | 46.0               |
|                   | Nigeria          | 5.7                | China                | 7.4                |
|                   | U.A.E.           | 0.7                | Greece               | 5.2                |
|                   | Libya            | 0.61               | Spain                | 4.8                |
|                   | Egypt            | 0.11               | India                | 4.0                |
| Algeria           | Turkey           | 3.4                | United States        | 20.6               |
|                   | Morocco          | 1.3                | Italy                | 14.2               |
|                   | Egypt            | 0.9                | Spain                | 9.8                |
|                   | Tunisia          | 0.9                | France               | 8.9                |
|                   | Indonesia        | 0.6                | Netherlands          | 6.7                |
| Azerbaijan        | Indonesia        | 5.0                | Italy                | 34.3               |
|                   | Turkey           | 1.0                | France               | 13.7               |
|                   | Malaysia         | 0.7                | United States        | 7.8                |
|                   | Turkmenistan     | 0.6                | Germany              | 5.4                |
|                   | Iran             | 0.5                | Czech Republic       | 4.3                |
| Bahrain           | Saudi Arabia     | 12.3               | India                | 6.4                |
|                   | U.A.E.           | 7.3                | Japan                | 6.2                |
|                   | Qatar            | 6.2                | Korea                | 5.6                |
|                   | Oman             | 2.5                | United States        | 5.0                |
|                   | Kuwait           | 2.0                | Taiwan               | 4.0                |
| Bangladesh        | Turkey           | 3.4                | United States        | 20.9               |
|                   | U.A.E.           | 0.6                | Germany              | 15.6               |
|                   | Iran             | 0.5                | United Kingdom       | 9.2                |
|                   | Saudi Arabia     | 0.4                | France               | 7.1                |
|                   | Pakistan         | 0.4                | Netherlands          | 4.5                |
| Benin             | Nigeria          | 13.2               | India                | 16.9               |
|                   | Mali             | 11.9               | China                | 16.3               |
|                   | Lebanon          | 3.9                | Portugal             | 1.8                |
|                   | Niger            | 3.8                | Vietnam              | 1.7                |
|                   | U.A.E.           | 3.7                | South Africa         | 1.7                |
| Brunei            | Indonesia        | 8.1                | Japan                | 45.4               |
|                   | Malaysia         | 0.4                | Korea                | 16.0               |
|                   | Egypt            | 0.04               | Australia            | 11.4               |
|                   | U.A.E.           | 0.03               | India                | 5.7                |
|                   | Lebanon          | 0.03               | China                | 4.5                |
| Burkina Fasa      | Indonesia        | 3.8                | Switzerland          | 23.6               |
|                   | Turkey           | 3.0                | China                | 11.6               |
|                   | Niger            | 2.6                | Singapore            | 10.1               |
|                   | Benin            | 1.9                | Belgium              | 8.3                |
|                   | Nigeria          | 1.7                | Thailand             | 4.2                |
| Cameroon          | Chad             | 4.8                | Spain                | 14.1               |
|                   | Gabon            | 2.7                | China                | 11.2               |
|                   | Malaysia         | 1.2                | Netherlands          | 10.7               |
|                   | Turkey           | 0.8                | Italy                | 9.4                |
|                   | Nigeria          | 0.7                | France               | 6.8                |



**Table 3.16b: Top Five Export Partners 2011**

| Reporting Country | Member Countries |                    | Non-Member Countries |                    |
|-------------------|------------------|--------------------|----------------------|--------------------|
|                   | Partner Country  | % of Total Exports | Partner Country      | % of Total Exports |
| Chad              | Bangladesh       | 0.3                | United States        | 83.0               |
|                   | Côte d'Ivoire    | 0.2                | China                | 7.0                |
|                   | Morocco          | 0.2                | France               | 5.6                |
|                   | Indonesia        | 0.1                | Netherlands          | 1.1                |
|                   | Nigeria          | 0.05               | Germany              | 0.7                |
| Comoros           | Turkey           | 30.5               | France               | 21.1               |
|                   | Saudi Arabia     | 9.3                | Netherlands          | 9.4                |
|                   | U.A.E.           | 1.0                | India                | 9.2                |
|                   | Pakistan         | 0.3                | Singapore            | 7.4                |
|                   | Bangladesh       | 0.2                | Germany              | 3.3                |
| Côte d'Ivoire     | Nigeria          | 6.0                | United States        | 11.9               |
|                   | Malaysia         | 3.5                | Netherlands          | 11.7               |
|                   | Burkina Faso     | 3.1                | Germany              | 7.4                |
|                   | Mali             | 2.2                | Canada               | 5.7                |
|                   | Senegal          | 1.6                | France               | 5.7                |
| Djibouti          | Sudan            | 21.1               | Ethiopia             | 6.9                |
|                   | Egypt            | 16.7               | France               | 4.2                |
|                   | U.A.E.           | 15.4               | Hong Kong            | 2.4                |
|                   | Yemen            | 11.3               | United States        | 2.4                |
|                   | Oman             | 2.6                | Italy                | 1.5                |
| Egypt             | Saudi Arabia     | 6.1                | Italy                | 8.7                |
|                   | Turkey           | 4.9                | India                | 7.3                |
|                   | Lebanon          | 3.1                | United States        | 5.2                |
|                   | Jordan           | 2.6                | Spain                | 4.2                |
|                   | U.A.E.           | 2.6                | France               | 4.2                |
| Gabon             | Malaysia         | 4.2                | United States        | 36.5               |
|                   | Nigeria          | 0.4                | China                | 16.0               |
|                   | Morocco          | 0.4                | France               | 6.6                |
|                   | Guinea           | 0.3                | Trinidad and Tobago  | 5.6                |
|                   | Turkey           | 0.2                | Spain                | 5.1                |
| Gambia            | Senegal          | 6.6                | China                | 30.1               |
|                   | Guinea           | 5.8                | India                | 21.9               |
|                   | Mali             | 4.0                | France               | 7.7                |
|                   | Guinea-Bissau    | 3.4                | United Kingdom       | 4.9                |
|                   | Indonesia        | 2.8                | Thailand             | 2.9                |
| Guinea            | Azerbaijan       | 7.5                | Chile                | 27.1               |
|                   | Côte d'Ivoire    | 0.8                | Spain                | 9.6                |
|                   | Morocco          | 0.6                | Russian Federation   | 8.8                |
|                   | Algeria          | 0.4                | India                | 7.5                |
|                   | Mali             | 0.3                | Germany              | 5.6                |
| Guinea-Bissau     | Pakistan         | 0.7                | India                | 88.1               |
|                   | Mali             | 0.4                | United States        | 6.1                |
|                   | Gambia           | 0.1                | Singapore            | 2.3                |
|                   | Senegal          | 0.1                | Portugal             | 1.2                |
|                   | Côte d'Ivoire    | 0.1                | Netherlands          | 0.2                |

**Table 3.16c: Top Five Export Partners 2011**

| Reporting Country | Member Countries |                    | Non-Member Countries |                    |
|-------------------|------------------|--------------------|----------------------|--------------------|
|                   | Partner Country  | % of Total Exports | Partner Country      | % of Total Exports |
| Indonesia         | Malaysia         | 5.4                | Japan                | 16.6               |
|                   | U.A.E.           | 0.9                | China                | 11.3               |
|                   | Turkey           | 0.7                | Singapore            | 9.1                |
|                   | Saudi Arabia     | 0.7                | United States        | 8.1                |
|                   | Egypt            | 0.7                | Korea                | 8.1                |
| Iran              | Turkey           | 8.8                | China                | 21.2               |
|                   | U.A.E.           | 1.2                | Japan                | 10.8               |
|                   | Pakistan         | 0.9                | Taiwan               | 10.3               |
|                   | Syria            | 0.8                | India                | 8.8                |
|                   | Saudi Arabia     | 0.8                | Korea                | 8.0                |
| Iraq              | Morocco          | 1.4                | United States        | 24.6               |
|                   | Syria            | 1.2                | India                | 21.1               |
|                   | Turkey           | 0.6                | China                | 11.8               |
|                   | Jordan           | 0.3                | Korea                | 11.0               |
|                   | U.A.E.           | 0.2                | Italy                | 5.1                |
| Jordan            | Iraq             | 13.7               | United States        | 13.2               |
|                   | Saudi Arabia     | 8.3                | India                | 13.1               |
|                   | Lebanon          | 4.1                | China                | 2.8                |
|                   | Syria            | 3.4                | Israel               | 1.7                |
|                   | U.A.E.           | 3.2                | Ethiopia             | 1.4                |
| Kazakhstan        | Iran             | 2.3                | Italy                | 16.5               |
|                   | Turkey           | 2.2                | China                | 15.7               |
|                   | Uzbekistan       | 1.9                | France               | 7.8                |
|                   | Kyrgyz Republic  | 0.8                | Netherlands          | 6.7                |
|                   | Afghanistan      | 0.7                | Russian Federation   | 6.5                |
| Kuwait            | Pakistan         | 3.1                | Korea                | 17.7               |
|                   | Egypt            | 2.9                | India                | 15.3               |
|                   | Indonesia        | 1.5                | Japan                | 13.7               |
|                   | Bangladesh       | 1.4                | China                | 9.6                |
|                   | Yemen            | 0.7                | United States        | 8.4                |
| Kyrgyz Republic   | Uzbekistan       | 22.5               | Russian Federation   | 21.3               |
|                   | Kazakhstan       | 18.6               | China                | 6.7                |
|                   | U.A.E.           | 5.5                | Switzerland          | 5.1                |
|                   | Afghanistan      | 4.2                | United Kingdom       | 2.5                |
|                   | Turkey           | 3.7                | Germany              | 1.1                |
| Lebanon           | U.A.E.           | 11.3               | Switzerland          | 7.4                |
|                   | Saudi Arabia     | 7.7                | South Africa         | 4.5                |
|                   | Iraq             | 7.1                | Belgium              | 3.4                |
|                   | Turkey           | 7.0                | United States        | 1.9                |
|                   | Syria            | 6.2                | United Kingdom       | 1.5                |
| Libya             | Tunisia          | 4.1                | Italy                | 26.6               |
|                   | Turkey           | 1.8                | Germany              | 14.2               |
|                   | U.A.E.           | 1.8                | France               | 12.5               |
|                   | Syria            | 1.6                | China                | 8.8                |
|                   | Egypt            | 0.3                | Spain                | 6.3                |

**Part III**  
**External Sector Economic Indicators**

**Table 3.16d: Top Five Export Partners 2011**

| Reporting Country | Member Countries |                    | Non-Member Countries |                    |
|-------------------|------------------|--------------------|----------------------|--------------------|
|                   | Partner Country  | % of Total Exports | Partner Country      | % of Total Exports |
| Malaysia          | Indonesia        | 3.0                | China                | 13.1               |
|                   | U.A.E.           | 1.9                | Singapore            | 12.7               |
|                   | Pakistan         | 1.1                | Japan                | 11.5               |
|                   | Bangladesh       | 0.8                | United States        | 8.3                |
|                   | Egypt            | 0.6                | Thailand             | 5.1                |
| Maldives          | Iran             | 1.0                | France               | 19.1               |
|                   | Malaysia         | 0.8                | Thailand             | 18.9               |
|                   | Tunisia          | 0.1                | United Kingdom       | 10.1               |
|                   | Algeria          | 0.1                | Sri Lanka            | 10.1               |
|                   | Lebanon          | 0.1                | India                | 7.7                |
| Mali              | U.A.E.           | 11.0               | South Africa         | 38.6               |
|                   | Senegal          | 3.2                | China                | 7.4                |
|                   | Burkina Faso     | 2.2                | Switzerland          | 4.9                |
|                   | Pakistan         | 2.0                | Italy                | 4.7                |
|                   | Indonesia        | 1.7                | Korea                | 4.5                |
| Mauritania        | Côte d'Ivoire    | 5.0                | China                | 45.8               |
|                   | Cameroon         | 2.2                | Italy                | 8.8                |
|                   | Nigeria          | 1.5                | France               | 8.1                |
|                   | Turkey           | 0.4                | Spain                | 4.7                |
|                   | Benin            | 0.2                | Japan                | 4.5                |
| Morocco           | Pakistan         | 1.9                | France               | 20.9               |
|                   | Turkey           | 1.7                | Spain                | 19.3               |
|                   | Algeria          | 1.1                | India                | 6.5                |
|                   | Bangladesh       | 1.0                | Brazil               | 5.3                |
|                   | Tunisia          | 0.6                | United States        | 4.8                |
| Mozambique        | Iran             | 1.4                | South Africa         | 24.9               |
|                   | Turkey           | 1.4                | Netherlands          | 13.2               |
|                   | Malaysia         | 1.2                | Belgium              | 11.4               |
|                   | Indonesia        | 0.7                | Italy                | 6.7                |
|                   | U.A.E.           | 0.2                | Spain                | 6.2                |
| Niger             | Nigeria          | 16.8               | France               | 33.3               |
|                   | Côte d'Ivoire    | 0.4                | United States        | 29.2               |
|                   | Mali             | 0.3                | Russian Federation   | 5.8                |
|                   | Malaysia         | 0.2                | Ghana                | 3.1                |
|                   | Cameroon         | 0.2                | Switzerland          | 3.0                |
| Nigeria           | Côte d'Ivoire    | 2.6                | United States        | 29.3               |
|                   | Indonesia        | 1.4                | India                | 11.7               |
|                   | Cameroon         | 1.2                | Brazil               | 7.9                |
|                   | Senegal          | 0.5                | Spain                | 7.2                |
|                   | Turkey           | 0.3                | France               | 5.0                |
| Oman              | U.A.E.           | 10.6               | China                | 30.2               |
|                   | Saudi Arabia     | 1.3                | Korea                | 10.9               |
|                   | Malaysia         | 1.0                | Japan                | 10.4               |
|                   | Qatar            | 1.0                | India                | 9.2                |
|                   | Indonesia        | 0.9                | Thailand             | 5.3                |

**Table 3.16e: Top Five Export Partners 2011**

| Reporting Country | Member Countries |                    | Non-Member Countries |                    |
|-------------------|------------------|--------------------|----------------------|--------------------|
|                   | Partner Country  | % of Total Exports | Partner Country      | % of Total Exports |
| Pakistan          | Afghanistan      | 10.5               | United States        | 15.1               |
|                   | U.A.E.           | 7.6                | China                | 6.6                |
|                   | Bangladesh       | 3.7                | Germany              | 5.2                |
|                   | Turkey           | 3.0                | United Kingdom       | 5.0                |
|                   | Saudi Arabia     | 1.7                | Italy                | 3.1                |
| Palestine         | Jordan           | 6.0                | Israel               | 80.1               |
|                   | U.A.E.           | 2.3                | Netherlands          | 4.3                |
|                   | Algeria          | 0.9                | United States        | 1.2                |
|                   | Saudi Arabia     | 0.8                | Ireland              | 0.4                |
|                   | Indonesia        | 0.7                | United Kingdom       | 0.3                |
| Qatar             | Malaysia         | 1.4                | Japan                | 27.4               |
|                   | U.A.E.           | 1.0                | Korea                | 18.9               |
|                   | Indonesia        | 0.5                | India                | 10.3               |
|                   | Turkey           | 0.5                | Singapore            | 6.8                |
|                   | Pakistan         | 0.2                | United Kingdom       | 6.7                |
| Saudi Arabia      | Pakistan         | 1.5                | Japan                | 14.0               |
|                   | Indonesia        | 1.5                | China                | 13.7               |
|                   | Bahrain          | 1.2                | United States        | 13.5               |
|                   | U.A.E.           | 1.2                | Korea                | 10.2               |
|                   | Jordan           | 1.2                | India                | 7.9                |
| Senegal           | Mali             | 21.8               | India                | 13.7               |
|                   | Guinea           | 3.4                | France               | 4.7                |
|                   | Gambia           | 2.6                | Italy                | 4.6                |
|                   | Côte d'Ivoire    | 2.5                | Spain                | 3.8                |
|                   | Guinea-Bissau    | 2.3                | China                | 2.4                |
| Sierra-Leone      | Turkey           | 5.4                | Belgium              | 25.7               |
|                   | Indonesia        | 1.8                | Romania              | 11.4               |
|                   | Saudi Arabia     | 1.5                | United States        | 8.8                |
|                   | Qatar            | 0.6                | Netherlands          | 8.3                |
|                   | Nigeria          | 0.5                | Germany              | 6.7                |
| Somalia           | Yemen            | 40.8               | China                | 6.6                |
|                   | Pakistan         | 10.7               | India                | 3.7                |
|                   | Lebanon          | 8.3                | France               | 2.8                |
|                   | Bahrain          | 8.2                | Italy                | 1.7                |
|                   | Qatar            | 6.0                | Hong Kong            | 1.2                |
| Sudan             | U.A.E.           | 6.1                | China                | 56.4               |
|                   | Indonesia        | 5.0                | Japan                | 15.3               |
|                   | Saudi Arabia     | 2.3                | India                | 3.5                |
|                   | Malaysia         | 0.9                | Canada               | 3.1                |
|                   | Egypt            | 0.8                | Ethiopia             | 0.9                |
| Suriname          | U.A.E.           | 8.9                | United States        | 23.9               |
|                   | Malaysia         | 0.2                | Canada               | 19.5               |
|                   | Indonesia        | 0.2                | Belgium              | 17.2               |
|                   | Sierra Leone     | 0.1                | Norway               | 6.2                |
|                   | Cameroon         | 0.1                | Guyana               | 4.8                |
| Syria             | Iraq             | 30.5               | Italy                | 9.1                |
|                   | Saudi Arabia     | 7.2                | Germany              | 8.6                |
|                   | Kuwait           | 4.6                | France               | 3.8                |
|                   | U.A.E.           | 3.9                | Netherlands          | 3.3                |
|                   | Jordan           | 2.6                | United States        | 2.8                |

**Table 3.16f: Top Five Export Partners 2011**

| Reporting Country | Member Countries |                    | Non-Member Countries   |                    |
|-------------------|------------------|--------------------|------------------------|--------------------|
|                   | Partner Country  | % of Total Exports | Partner Country        | % of Total Exports |
| Tajikistan        | Turkey           | 30.2               | Russian Federation     | 8.3                |
|                   | Iran             | 7.0                | China                  | 6.7                |
|                   | Afghanistan      | 6.0                | Korea                  | 6.7                |
|                   | Bangladesh       | 2.5                | Taiwan                 | 6.0                |
|                   | Kazakhstan       | 2.3                | Italy                  | 5.1                |
| Togo              | Burkina Faso     | 7.8                | Germany                | 8.9                |
|                   | Benin            | 7.6                | China                  | 7.6                |
|                   | Niger            | 6.0                | India                  | 7.4                |
|                   | Lebanon          | 3.9                | Ghana                  | 6.1                |
|                   | Nigeria          | 3.5                | Belgium                | 3.3                |
| Tunisia           | Libya            | 6.6                | France                 | 29.5               |
|                   | Algeria          | 2.4                | Italy                  | 19.3               |
|                   | Morocco          | 1.5                | Germany                | 10.3               |
|                   | Turkey           | 1.4                | Spain                  | 3.9                |
|                   | Bangladesh       | 0.8                | Belgium                | 3.1                |
| Turkey            | Iraq             | 6.2                | Germany                | 10.3               |
|                   | U.A.E.           | 2.7                | United Kingdom         | 6.0                |
|                   | Iran             | 2.7                | Italy                  | 5.8                |
|                   | Saudi Arabia     | 2.0                | France                 | 5.0                |
|                   | Egypt            | 2.0                | Russian Federation     | 4.4                |
| Turkmenistan      | Turkey           | 6.8                | China                  | 47.1               |
|                   | Iran             | 4.0                | Ukraine                | 10.0               |
|                   | U.A.E.           | 3.9                | Italy                  | 4.3                |
|                   | Kazakhstan       | 3.4                | Russian Federation     | 2.5                |
|                   | Afghanistan      | 2.6                | Germany                | 1.3                |
| U.A.E.            | Iran             | 10.7               | Japan                  | 17.2               |
|                   | Oman             | 2.9                | India                  | 15.1               |
|                   | Pakistan         | 2.5                | Taiwan                 | 8.4                |
|                   | Saudi Arabia     | 1.5                | Korea                  | 6.1                |
|                   | Qatar            | 1.2                | Thailand               | 5.6                |
| Uganda            | U.A.E.           | 8.1                | Kenya                  | 10.7               |
|                   | Sudan            | 6.1                | Rwanda                 | 10.4               |
|                   | Pakistan         | 0.6                | Dem. Rep. of The Congo | 10.0               |
|                   | Turkey           | 0.6                | Netherlands            | 6.8                |
|                   | Indonesia        | 0.4                | Germany                | 6.3                |
| Uzbekistan        | Turkey           | 18.5               | Russian Federation     | 33.2               |
|                   | Kyrgyz Republic  | 1.7                | China                  | 15.9               |
|                   | Azerbaijan       | 1.0                | Ukraine                | 12.7               |
|                   | Egypt            | 0.2                | France                 | 3.1                |
|                   | Pakistan         | 0.2                | Italy                  | 1.9                |
| Yemen             | U.A.E.           | 4.5                | China                  | 29.7               |
|                   | Saudi Arabia     | 3.2                | Thailand               | 13.6               |
|                   | Kuwait           | 2.5                | Korea                  | 10.5               |
|                   | Sudan            | 1.0                | India                  | 8.1                |
|                   | Egypt            | 0.9                | Japan                  | 5.8                |

**Table 3.17a: Top Five Import Partners 2011**

| Reporting Country | Member Countries |                    | Non-Member Countries |                    |
|-------------------|------------------|--------------------|----------------------|--------------------|
|                   | Partner Country  | % of Total Imports | Partner Country      | % of Total Imports |
| Afghanistan       | Pakistan         | 17.4               | United States        | 21.3               |
|                   | Uzbekistan       | 12.7               | Russian Federation   | 6.3                |
|                   | Kazakhstan       | 3.3                | India                | 4.0                |
|                   | Turkey           | 2.3                | Germany              | 3.8                |
|                   | Iran             | 2.2                | China                | 3.6                |
| Albania           | Turkey           | 5.8                | Italy                | 33.0               |
|                   | Turkmenistan     | 0.7                | Greece               | 12.2               |
|                   | Egypt            | 0.3                | China                | 6.2                |
|                   | Azerbaijan       | 0.2                | Germany              | 4.9                |
|                   | Kazakhstan       | 0.2                | Serbia               | 3.7                |
| Algeria           | Turkey           | 3.0                | France               | 15.1               |
|                   | Egypt            | 1.0                | China                | 10.0               |
|                   | Saudi Arabia     | 0.9                | Italy                | 9.9                |
|                   | Tunisia          | 0.9                | Spain                | 7.3                |
|                   | U.A.E.           | 0.7                | Germany              | 5.4                |
| Azerbaijan        | Turkey           | 13.4               | Russian Federation   | 16.9               |
|                   | Guinea           | 6.5                | Germany              | 8.7                |
|                   | Kazakhstan       | 2.2                | United States        | 6.5                |
|                   | Iran             | 1.6                | France               | 6.3                |
|                   | U.A.E.           | 1.0                | Ukraine              | 5.7                |
| Bahrain           | Saudi Arabia     | 32.5               | United States        | 9.4                |
|                   | U.A.E.           | 4.3                | China                | 7.2                |
|                   | Turkey           | 1.3                | Brazil               | 5.7                |
|                   | Qatar            | 0.8                | Germany              | 4.6                |
|                   | Pakistan         | 0.7                | India                | 4.4                |
| Bangladesh        | Malaysia         | 5.2                | China                | 19.4               |
|                   | Kuwait           | 3.9                | India                | 14.4               |
|                   | Indonesia        | 3.1                | Singapore            | 4.2                |
|                   | U.A.E.           | 2.3                | Japan                | 4.2                |
|                   | Saudi Arabia     | 2.1                | Korea                | 3.9                |
| Benin             | Malaysia         | 6.4                | China                | 33.5               |
|                   | Togo             | 2.0                | France               | 8.2                |
|                   | Côte d'Ivoire    | 1.8                | United States        | 7.5                |
|                   | Pakistan         | 1.2                | Thailand             | 4.9                |
|                   | Turkey           | 1.2                | Netherlands          | 4.5                |
| Brunei            | Malaysia         | 17.2               | Singapore            | 34.8               |
|                   | Indonesia        | 2.5                | China                | 10.0               |
|                   | U.A.E.           | 0.2                | Japan                | 6.1                |
|                   | Saudi Arabia     | 0.1                | United Kingdom       | 5.7                |
|                   | Iran             | 0.0                | Thailand             | 4.8                |
| Burkina Fasa      | Côte d'Ivoire    | 17.9               | France               | 16.3               |
|                   | Togo             | 5.0                | Ghana                | 5.4                |
|                   | Senegal          | 1.9                | Belgium              | 4.5                |
|                   | Nigeria          | 1.6                | India                | 4.3                |
|                   | Morocco          | 1.1                | Taiwan               | 3.2                |
| Cameroon          | Nigeria          | 17.3               | France               | 15.3               |
|                   | Mauritania       | 1.8                | China                | 10.3               |
|                   | Turkey           | 1.1                | Germany              | 3.9                |
|                   | Côte d'Ivoire    | 1.0                | United States        | 3.6                |
|                   | Malaysia         | 0.7                | Equatorial Guinea    | 3.4                |

**Part III**  
**External Sector Economic Indicators**

**Table 3.17b: Top Five Import Partners 2011**

| Reporting Country | Member Countries |                    | Non-Member Countries |                    |
|-------------------|------------------|--------------------|----------------------|--------------------|
|                   | Partner Country  | % of Total Imports | Partner Country      | % of Total Imports |
| Chad              | Cameroon         | 12.8               | France               | 22.4               |
|                   | Nigeria          | 2.7                | United States        | 11.5               |
|                   | Saudi Arabia     | 2.4                | Portugal             | 5.8                |
|                   | Gabon            | 1.8                | Germany              | 4.6                |
|                   | Senegal          | 1.5                | China                | 4.6                |
| Comoros           | U.A.E.           | 19.2               | France               | 18.7               |
|                   | Pakistan         | 5.9                | South Africa         | 7.3                |
|                   | Turkey           | 1.3                | India                | 6.3                |
|                   | Morocco          | 0.8                | China                | 4.8                |
|                   | Malaysia         | 0.8                | Kenya                | 3.8                |
| Côte d'Ivoire     | Nigeria          | 23.4               | France               | 11.8               |
|                   | Mauritania       | 2.6                | China                | 6.9                |
|                   | Pakistan         | 1.4                | Thailand             | 5.2                |
|                   | Malaysia         | 1.0                | Colombia             | 3.9                |
|                   | Senegal          | 1.0                | Vietnam              | 3.0                |
| Djibouti          | Saudi Arabia     | 22.1               | China                | 15.1               |
|                   | Indonesia        | 5.5                | India                | 14.1               |
|                   | Malaysia         | 4.8                | United States        | 4.2                |
|                   | U.A.E.           | 3.7                | France               | 3.5                |
|                   | Pakistan         | 3.2                | Russian Federation   | 2.7                |
| Egypt             | Kuwait           | 4.7                | United States        | 10.7               |
|                   | Turkey           | 4.4                | China                | 9.1                |
|                   | Saudi Arabia     | 4.3                | Germany              | 6.3                |
|                   | Indonesia        | 1.4                | Italy                | 5.1                |
|                   | U.A.E.           | 1.3                | Russian Federation   | 3.6                |
| Gabon             | Cameroon         | 4.4                | France               | 33.1               |
|                   | Morocco          | 1.0                | China                | 8.5                |
|                   | Turkey           | 0.9                | United States        | 6.4                |
|                   | Malaysia         | 0.9                | Belgium              | 5.8                |
|                   | Tunisia          | 0.7                | Italy                | 3.9                |
| Gambia            | Senegal          | 8.0                | China                | 26.2               |
|                   | Côte d'Ivoire    | 4.4                | Brazil               | 9.7                |
|                   | Turkey           | 3.9                | India                | 5.9                |
|                   | Malaysia         | 3.3                | Netherlands          | 3.7                |
|                   | Indonesia        | 3.2                | United Kingdom       | 3.0                |
| Guinea            | Côte d'Ivoire    | 3.0                | China                | 13.3               |
|                   | Senegal          | 2.6                | Netherlands          | 12.5               |
|                   | U.A.E.           | 1.5                | France               | 11.4               |
|                   | Indonesia        | 1.2                | Belgium              | 5.4                |
|                   | Pakistan         | 1.1                | United States        | 4.7                |
| Guinea-Bissau     | Senegal          | 20.1               | Portugal             | 28.2               |
|                   | Pakistan         | 2.1                | China                | 4.9                |
|                   | Morocco          | 1.8                | Cuba                 | 4.8                |
|                   | Malaysia         | 1.6                | Netherlands          | 3.8                |
|                   | Egypt            | 1.2                | Italy                | 3.6                |

**Table 3.17c: Top Five Import Partners 2011**

| Reporting Country | Member Countries |                    | Non-Member Countries |                    |
|-------------------|------------------|--------------------|----------------------|--------------------|
|                   | Partner Country  | % of Total Imports | Partner Country      | % of Total Imports |
| Indonesia         | Malaysia         | 4.7                | Singapore            | 19.0               |
|                   | Saudi Arabia     | 2.9                | China                | 15.3               |
|                   | Nigeria          | 0.9                | Japan                | 10.3               |
|                   | Azerbaijan       | 0.8                | Korea                | 7.3                |
|                   | Kuwait           | 0.8                | Thailand             | 5.6                |
| Iran              | U.A.E.           | 31.4               | China                | 17.6               |
|                   | Turkey           | 4.3                | Korea                | 7.2                |
|                   | Malaysia         | 1.3                | Germany              | 4.9                |
|                   | Indonesia        | 0.9                | Russian Federation   | 3.9                |
|                   | Pakistan         | 0.5                | Italy                | 3.1                |
| Iraq              | Turkey           | 23.9               | China                | 10.4               |
|                   | Syria            | 13.3               | United States        | 7.3                |
|                   | Jordan           | 3.7                | Korea                | 4.2                |
|                   | U.A.E.           | 2.7                | Germany              | 4.0                |
|                   | Iran             | 2.2                | France               | 2.9                |
| Jordan            | Saudi Arabia     | 22.8               | China                | 10.0               |
|                   | Egypt            | 4.1                | United States        | 5.9                |
|                   | U.A.E.           | 3.9                | Italy                | 5.3                |
|                   | Turkey           | 3.0                | Germany              | 4.3                |
|                   | Syria            | 2.1                | Korea                | 3.3                |
| Kazakhstan        | Turkey           | 3.0                | China                | 30.1               |
|                   | Uzbekistan       | 1.6                | Russian Federation   | 20.0               |
|                   | Kyrgyz Republic  | 0.7                | Germany              | 7.4                |
|                   | Turkmenistan     | 0.6                | Ukraine              | 5.0                |
|                   | Malaysia         | 0.2                | Italy                | 3.2                |
| Kuwait            | Saudi Arabia     | 8.4                | United States        | 12.4               |
|                   | U.A.E.           | 4.3                | China                | 9.7                |
|                   | Syria            | 3.0                | Korea                | 6.5                |
|                   | Iran             | 1.8                | India                | 6.4                |
|                   | Malaysia         | 1.6                | Japan                | 6.2                |
| Kyrgyz Republic   | Kazakhstan       | 9.6                | Russian Federation   | 33.6               |
|                   | Turkey           | 2.7                | China                | 21.7               |
|                   | Uzbekistan       | 2.0                | United States        | 4.9                |
|                   | Azerbaijan       | 0.3                | Japan                | 3.9                |
|                   | Iran             | 0.2                | Germany              | 3.4                |
| Lebanon           | Egypt            | 5.0                | United States        | 9.9                |
|                   | Turkey           | 4.0                | Italy                | 9.4                |
|                   | U.A.E.           | 2.7                | France               | 8.3                |
|                   | Saudi Arabia     | 2.6                | China                | 8.0                |
|                   | Kuwait           | 2.1                | Germany              | 5.3                |
| Libya             | Tunisia          | 11.8               | Italy                | 10.0               |
|                   | Turkey           | 7.9                | China                | 7.8                |
|                   | Egypt            | 6.0                | Germany              | 6.5                |
|                   | Syria            | 3.5                | France               | 5.0                |
|                   | Azerbaijan       | 2.6                | United States        | 3.3                |



**Table 3.17d Top Five Import Partners 2011**

| Reporting Country | Member Countries |                    | Non-Member Countries |                    |
|-------------------|------------------|--------------------|----------------------|--------------------|
|                   | Partner Country  | % of Total Imports | Partner Country      | % of Total Imports |
| Malaysia          | Indonesia        | 6.1                | China                | 13.2               |
|                   | Saudi Arabia     | 1.5                | Singapore            | 12.8               |
|                   | U.A.E.           | 1.4                | Japan                | 11.4               |
|                   | Qatar            | 0.8                | United States        | 9.7                |
|                   | Gabon            | 0.5                | Thailand             | 6.0                |
| Maldives          | U.A.E.           | 21.8               | Singapore            | 21.6               |
|                   | Malaysia         | 5.4                | India                | 10.1               |
|                   | Indonesia        | 1.4                | Sri Lanka            | 5.6                |
|                   | Bahrain          | 1.2                | China                | 5.2                |
|                   | Turkey           | 0.5                | Thailand             | 4.2                |
| Mali              | Senegal          | 19.6               | France               | 15.3               |
|                   | Côte d'Ivoire    | 11.1               | China                | 9.4                |
|                   | Benin            | 3.1                | South Africa         | 4.5                |
|                   | Togo             | 1.4                | United States        | 4.0                |
|                   | Morocco          | 1.2                | Germany              | 3.6                |
| Mauritania        | Malaysia         | 4.2                | China                | 13.0               |
|                   | Morocco          | 3.5                | France               | 9.5                |
|                   | Turkey           | 2.6                | Netherlands          | 9.3                |
|                   | U.A.E.           | 2.3                | United States        | 8.2                |
|                   | Senegal          | 2.1                | Spain                | 6.9                |
| Morocco           | Saudi Arabia     | 6.8                | France               | 13.6               |
|                   | Turkey           | 2.6                | Spain                | 11.2               |
|                   | Iraq             | 2.6                | United States        | 8.6                |
|                   | Algeria          | 2.4                | China                | 6.5                |
|                   | Egypt            | 1.1                | Italy                | 5.1                |
| Mozambique        | Indonesia        | 1.5                | South Africa         | 35.6               |
|                   | Turkey           | 1.5                | China                | 10.2               |
|                   | U.A.E.           | 1.4                | India                | 8.4                |
|                   | Pakistan         | 0.9                | United States        | 6.7                |
|                   | Malaysia         | 0.6                | Australia            | 5.9                |
| Niger             | Nigeria          | 8.0                | China                | 15.7               |
|                   | Togo             | 5.0                | France               | 15.6               |
|                   | Côte d'Ivoire    | 3.4                | Belgium              | 5.7                |
|                   | Benin            | 2.0                | India                | 4.9                |
|                   | Turkey           | 1.4                | United States        | 4.1                |
| Nigeria           | U.A.E.           | 2.3                | China                | 16.5               |
|                   | Côte d'Ivoire    | 1.4                | United States        | 11.2               |
|                   | Afghanistan      | 0.8                | Netherlands          | 8.1                |
|                   | Indonesia        | 0.7                | France               | 5.3                |
|                   | Turkey           | 0.7                | United Kingdom       | 4.7                |
| Oman              | U.A.E.           | 27.8               | Japan                | 11.9               |
|                   | Saudi Arabia     | 4.1                | United States        | 6.1                |
|                   | Kuwait           | 1.4                | India                | 5.4                |
|                   | Malaysia         | 1.0                | China                | 4.2                |
|                   | Pakistan         | 1.0                | Germany              | 4.0                |

Table 3.17e: Top Five Import Partners 2011

| Reporting Country | Member Countries |                    | Non-Member Countries |                    |
|-------------------|------------------|--------------------|----------------------|--------------------|
|                   | Partner Country  | % of Total Imports | Partner Country      | % of Total Imports |
| Pakistan          | U.A.E.           | 15.6               | China                | 14.8               |
|                   | Saudi Arabia     | 10.7               | Japan                | 4.3                |
|                   | Kuwait           | 8.9                | United States        | 4.0                |
|                   | Malaysia         | 6.3                | India                | 3.7                |
|                   | Indonesia        | 2.1                | Germany              | 2.3                |
| Palestine         | Turkey           | 3.3                | Israel               | 79.5               |
|                   | Jordan           | 2.1                | China                | 2.5                |
|                   | Egypt            | 2.0                | Germany              | 1.4                |
|                   | Saudi Arabia     | 0.4                | Switzerland          | 0.9                |
|                   | U.A.E.           | 0.2                | France               | 0.8                |
| Qatar             | U.A.E.           | 7.0                | United States        | 10.0               |
|                   | Saudi Arabia     | 4.6                | China                | 8.4                |
|                   | Bahrain          | 1.9                | Germany              | 6.0                |
|                   | Malaysia         | 1.1                | Italy                | 5.0                |
|                   | Egypt            | 1.0                | Japan                | 4.9                |
| Saudi Arabia      | U.A.E.           | 2.6                | China                | 13.0               |
|                   | Turkey           | 2.4                | United States        | 12.1               |
|                   | Egypt            | 1.6                | Germany              | 7.2                |
|                   | Indonesia        | 1.2                | Korea                | 6.1                |
|                   | Malaysia         | 1.1                | Japan                | 5.7                |
| Senegal           | Nigeria          | 7.7                | France               | 16.6               |
|                   | Côte d'Ivoire    | 2.5                | United Kingdom       | 10.3               |
|                   | Turkey           | 2.5                | China                | 8.7                |
|                   | Morocco          | 1.3                | Netherlands          | 6.5                |
|                   | U.A.E.           | 0.9                | United States        | 4.1                |
| Sierra-Leone      | Côte d'Ivoire    | 35.8               | Canada               | 6.4                |
|                   | U.A.E.           | 2.2                | Netherlands          | 5.8                |
|                   | Senegal          | 1.9                | United States        | 5.1                |
|                   | Malaysia         | 1.1                | Japan                | 4.2                |
|                   | Egypt            | 1.1                | Germany              | 4.1                |
| Somalia           | Pakistan         | 9.5                | Ethiopia             | 29.1               |
|                   | Yemen            | 8.6                | India                | 14.6               |
|                   | Egypt            | 8.4                | China                | 10.9               |
|                   | Turkey           | 4.7                | France               | 2.8                |
|                   | Malaysia         | 1.2                | Italy                | 1.7                |
| Sudan             | U.A.E.           | 10.5               | China, Macao SAR     | 22.3               |
|                   | Saudi Arabia     | 7.1                | India                | 7.0                |
|                   | Egypt            | 6.0                | Germany              | 5.0                |
|                   | Turkey           | 2.9                | Japan                | 3.4                |
|                   | Malaysia         | 2.1                | Austria              | 2.3                |
| Suriname          | Indonesia        | 0.2                | United States        | 25.6               |
|                   | Malaysia         | 0.2                | Trinidad and Tobago  | 22.3               |
|                   | Turkey           | 0.2                | Netherlands          | 18.3               |
|                   | U.A.E.           | 0.0                | China                | 7.0                |
|                   | Pakistan         | 0.0                | Japan                | 3.5                |
| Syria             | Saudi Arabia     | 9.8                | China                | 10.6               |
|                   | Turkey           | 7.7                | Italy                | 5.8                |
|                   | Egypt            | 3.9                | Russian Federation   | 5.7                |
|                   | U.A.E.           | 3.6                | Korea                | 5.2                |
|                   | Iran             | 3.2                | Ukraine              | 4.3                |

**Table 3.17f: Top Five Import Partners 2011**

| Reporting Country | Member Countries |                    | Non-Member Countries |                    |
|-------------------|------------------|--------------------|----------------------|--------------------|
|                   | Partner Country  | % of Total Imports | Partner Country      | % of Total Imports |
| Tajikistan        | Kazakhstan       | 7.4                | China                | 45.8               |
|                   | Turkey           | 4.0                | Russian Federation   | 16.4               |
|                   | Iran             | 3.9                | United States        | 4.1                |
|                   | Turkmenistan     | 1.9                | Ukraine              | 2.5                |
|                   | U.A.E.           | 1.8                | Lithuania            | 1.2                |
| Togo              | Malaysia         | 3.2                | China                | 26.4               |
|                   | Côte d'Ivoire    | 2.1                | Ghana                | 24.6               |
|                   | Turkey           | 0.9                | France               | 6.1                |
|                   | Indonesia        | 0.9                | India                | 4.7                |
|                   | U.A.E.           | 0.5                | Belgium              | 4.6                |
| Tunisia           | Libya            | 3.6                | France               | 21.3               |
|                   | Turkey           | 3.4                | Italy                | 17.8               |
|                   | Algeria          | 2.8                | Germany              | 9.0                |
|                   | Egypt            | 0.8                | Spain                | 5.0                |
|                   | Saudi Arabia     | 0.7                | China                | 4.8                |
| Turkey            | Iran             | 5.2                | Russian Federation   | 9.9                |
|                   | Saudi Arabia     | 0.8                | Germany              | 9.5                |
|                   | Kazakhstan       | 0.8                | China                | 9.0                |
|                   | Indonesia        | 0.8                | United States        | 6.7                |
|                   | U.A.E.           | 0.7                | Italy                | 5.6                |
| Turkmenistan      | Turkey           | 18.7               | Russian Federation   | 13.9               |
|                   | U.A.E.           | 8.3                | China                | 9.5                |
|                   | Iran             | 4.9                | Germany              | 6.4                |
|                   | Azerbaijan       | 3.6                | Ukraine              | 4.2                |
|                   | Kazakhstan       | 1.6                | Italy                | 3.7                |
| U.A.E.            | Oman             | 2.4                | India                | 20.0               |
|                   | Malaysia         | 2.2                | China                | 13.8               |
|                   | Saudi Arabia     | 2.1                | United States        | 8.2                |
|                   | Turkey           | 1.9                | Germany              | 4.6                |
|                   | Pakistan         | 1.0                | Japan                | 3.8                |
| Uganda            | U.A.E.           | 9.7                | Kenya                | 16.0               |
|                   | Saudi Arabia     | 3.9                | India                | 10.1               |
|                   | Malaysia         | 1.1                | China                | 8.8                |
|                   | Kuwait           | 0.9                | South Africa         | 6.1                |
|                   | Egypt            | 0.8                | Japan                | 6.0                |
| Uzbekistan        | Turkey           | 4.2                | Russian Federation   | 23.4               |
|                   | Kyrgyz Republic  | 4.0                | Korea                | 20.3               |
|                   | Malaysia         | 0.8                | China                | 16.0               |
|                   | Azerbaijan       | 0.3                | Germany              | 8.1                |
|                   | Indonesia        | 0.2                | Ukraine              | 4.2                |
| Yemen             | U.A.E.           | 16.4               | China                | 10.4               |
|                   | Saudi Arabia     | 9.0                | India                | 6.0                |
|                   | Kuwait           | 6.1                | United States        | 4.6                |
|                   | Turkey           | 2.8                | France               | 4.1                |
|                   | Malaysia         | 2.0                | Brazil               | 3.5                |

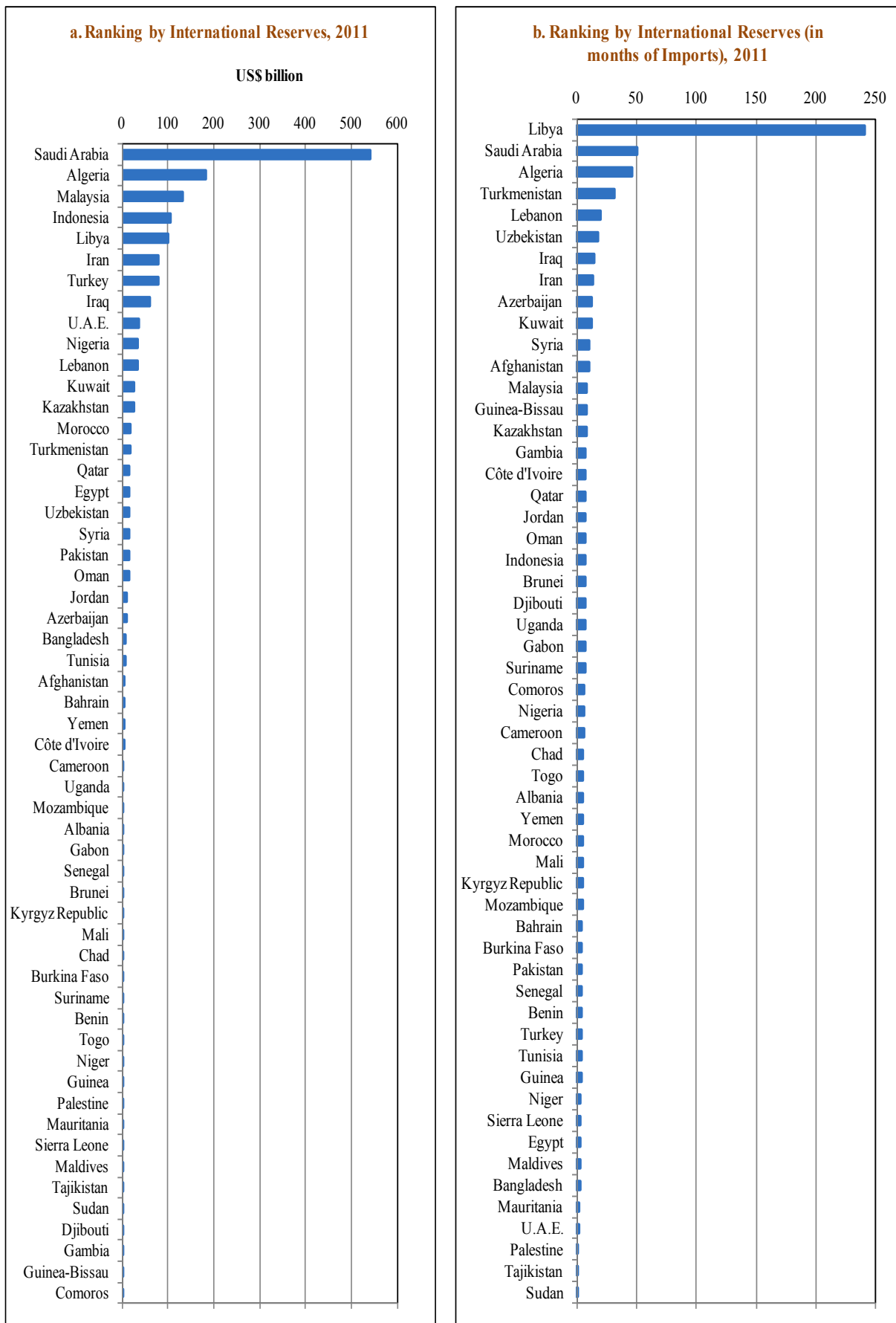








**Figure 3.7: International Reserves**







**Figure 3.8: Foreign Direct Investment**

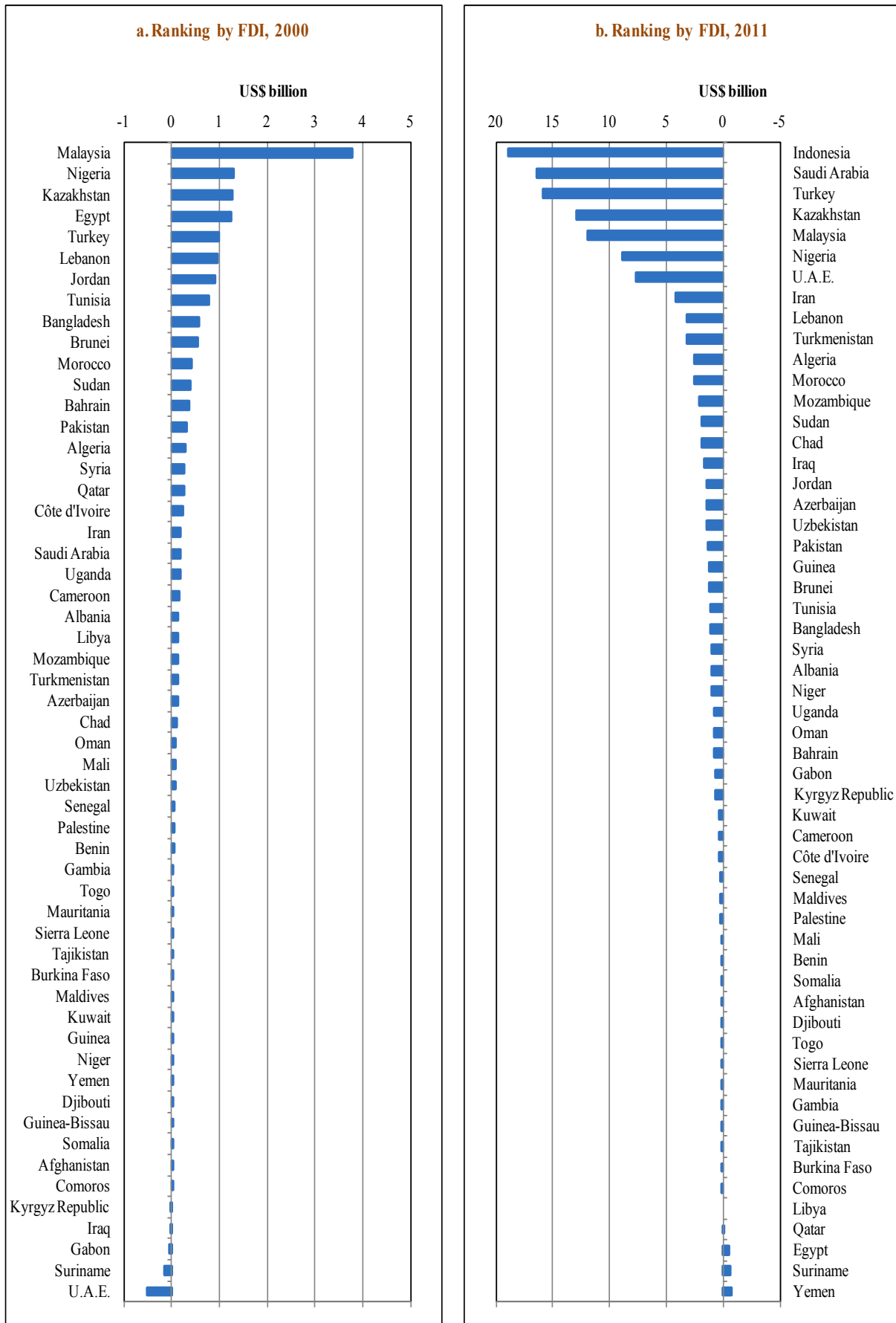




Table 3.24: Business Environment: Enterprise Surveys

| Country         | Year | Finance  | Gender   | Informality   | Infrastructure  | Innovation and Technology  | Regulations and Taxes  |   |  |   | Trade   |  | Workforce  |
|-----------------|------|--|--|---|---|--|--|---|--|---|---|--|--|
|                 |      | Proportion of investments financed by banks (%) -- Average | Percent of firms with female participation in ownership -- Average | Percent of firms identifying practices of competitors in the informal sector as a major constraint -- Average | Losses due to electrical outages (% of annual sales) -- Average | Percent of firms with an internationally-recognized quality certification -- Average | Senior management time spent dealing with the requirements of government regulation (%) -- Average | Number of visits or required meetings with tax officials -- Average | Days to obtain an operating license -- Average | Days to obtain an import license -- Average | Days to clear direct exports through customs -- Average | Days to clear imports from customs* -- Average | Percent of firms offering formal training -- Average |
| Afghanistan     | 2008 | 0.7  | 2.8  | 29.9  | 3.9   | 8.5  | 6.8  | 1.2   | 13.8   | 12.6  | 14.6  | 13.2   | 14.6   |
| Albania         | 2007 | 14.1   | 10.8   | 47.2  | 8.9   | 24.6   | 18.7   | 3.9   | 21.2   | 20.5  | 1.9   | 2.5  | 19.9   |
| Algeria         | 2007 | 12.3   | 15.0   | 54.5  | 1.6   | 5.0  | 25.1   | 2.3   | 19.3   | 33.0  | 14.1  | 16.8   | 17.3   |
| Azerbaijan      | 2009 | 13.7   | 10.8   | 30.7  | 0.4   | 18.2   | 3.0  | 2.1   | 15.8   | 11.9  | 1.9   | 4.4  | 10.5   |
| Bahrain         | ..   | ..   | ..   | ..  | ..  | ..   | ..   | ..  | ..   | ..  | ..  | ..   | ..   |
| Bangladesh      | 2007 | 17.1   | 16.1   | 16.9  | 10.1  | 7.8  | 3.2  | 1.3   | 6.0  | 9.1   | 8.4   | 10.2   | ..   |
| Benin           | 2009 | 2.0  | 43.9   | 66.5  | 3.6   | 7.3  | 20.6   | 1.2   | 64.3   | 21.8  | 9.6   | 33.0   | 32.4   |
| Brunei          | ..   | ..   | ..   | ..  | ..  | ..   | ..   | ..  | ..   | ..  | ..  | ..   | ..   |
| Burkina Faso    | 2009 | 15.6   | 19.2   | 58.5  | 3.2   | 14.4   | 22.2   | 1.5   | 35.8   | 9.0   | 7.4   | 16.4   | 24.8   |
| Cameroon        | 2009 | 13.0   | 15.7   | 76.0  | 4.3   | 20.4   | 7.0  | 4.4   | 30.0   | 14.4  | 15.1  | 23.9   | 25.5   |
| Chad            | 2009 | 2.3  | 40.1   | 72.4  | 2.3   | 43.3   | 20.8   | 3.4   | 24.3   | 29.1  | 11.8  | 27.5   | 43.4   |
| Comoros         | ..   | ..   | ..   | ..  | ..  | ..   | ..   | ..  | ..   | ..  | ..  | ..   | ..   |
| Côte d'Ivoire   | 2009 | 3.7  | 61.9   | 21.5  | 2.2   | 4.3  | 1.6  | 3.7   | 44.1   | 23.0  | 16.6  | 31.2   | 19.1   |
| Djibouti        | ..   | ..   | ..   | ..  | ..  | ..   | ..   | ..  | ..   | ..  | ..  | ..   | ..   |
| Egypt           | 2008 | 3.5  | 34.0   | 61.7  | ..  | 21.1   | 8.8  | 3.4   | 42.7   | 56.2  | 6.2   | 8.0  | 21.7   |
| Gabon           | 2009 | 3.2  | 33.1   | 38.0  | 0.9   | 18.6   | 2.8  | 15.2  | 12.1   | 12.7  | 3.8   | 10.3   | 30.9   |
| Gambia          | 2006 | 9.8  | 21.3   | 22.6  | 9.8   | 22.2   | 7.3  | 2.5   | 8.3  | 8.5   | 5.0   | 3.0  | 25.6   |
| Guinea          | 2006 | 0.5  | 25.4   | 23.1  | 13.0  | 5.2  | 2.6  | 2.8   | 13.0   | 13.9  | 4.3   | 10.4   | 21.1   |
| Guinea-Bissau   | 2006 | 0.8  | 19.9   | 30.6  | 2.5   | 8.4  | 2.9  | 3.4   | 30.4   | 18.3  | 5.6   | n.a.   | 12.4   |
| Indonesia       | 2009 | 6.0  | 42.8   | 14.7  | 0.6   | 2.9  | 1.6  | 0.2   | 21.1   | 10.5  | 2.3   | 3.4  | 4.7  |
| Iran            | ..   | ..   | ..   | ..  | ..  | ..   | ..   | ..  | ..   | ..  | ..  | ..   | ..   |
| Iraq            | 2011 | 1.5  | 6.8  | 46.1  | 5.1   | 4.2  | 6.5  | 1.0   | 19.4   | 28.1  | 11.8  | 22.9   | 22.2   |
| Jordan          | 2006 | 10.9   | 13.1   | 27.8  | 0.5   | 15.5   | 6.7  | 1.7   | 6.4  | 3.0   | 3.8   | 7.7  | 23.9   |
| Kazakhstan      | 2009 | 17.8   | 34.4   | 29.2  | 1.0   | 10.8   | 4.7  | 2.6   | 30.8   | 22.7  | 8.5   | 14.0   | 40.9   |
| Kuwait          | ..   | ..   | ..   | ..  | ..  | ..   | ..   | ..  | ..   | ..  | ..  | ..   | ..   |
| Kyrgyz Republic | 2009 | 13.9   | 60.4   | 36.4  | 3.1   | 16.2   | 4.9  | 2.1   | 18.0   | 10.2  | 15.8  | 7.3  | 29.7   |
| Lebanon         | 2009 | 40.1   | 33.5   | 52.7  | ..  | 17.9   | 8.9  | 2.2   | 81.0   | 30.1  | 7.6   | 7.3  | 52.4   |
| Libya           | ..   | ..   | ..   | ..  | ..  | ..   | ..   | ..  | ..   | ..  | ..  | ..   | ..   |
| Malaysia        | 2007 | 32.8   | 13.1   | 16.2  | ..  | 54.0   | 7.8  | 2.1   | 22.4   | 17.5  | 2.7   | 4.2  | 50.1   |
| Maldives        | ..   | ..   | ..   | ..  | ..  | ..   | ..   | ..  | ..   | ..  | ..  | ..   | ..   |
| Mali            | 2010 | 10.2   | 58.3   | 59.8  | 1.1   | 24.8   | 2.0  | 1.2   | ..   | 15.4  | 12.9  | 16.5   | 32.1   |
| Mauritania      | 2006 | 7.3  | 17.3   | 34.0  | 1.4   | 5.9  | 5.8  | 1.8   | 10.7   | 8.5   | 3.9   | 6.8  | 25.5   |
| Morocco         | 2007 | 12.2   | 13.1   | 34.5  | 0.3   | 17.3   | 11.4   | 0.9   | 3.4  | n.a.  | 1.8   | 3.4  | 24.7   |
| Mozambique      | 2007 | 4.7  | 24.4   | 49.6  | 1.2   | 18.7   | 3.3  | 1.9   | 35.2   | 12.3  | 10.1  | 10.4   | 22.1   |
| Niger           | 2009 | 7.8  | 17.6   | 73.6  | 1.1   | 4.6  | 22.9   | 1.2   | 39.7   | 5.3   | 2.6   | 9.3  | 32.1   |
| Nigeria         | 2007 | 1.3  | 20.0   | 15.9  | 8.5   | 8.5  | 6.1  | 3.0   | 12.1   | 22.3  | 7.5   | 12.8   | 25.7   |
| Oman            | ..   | ..   | ..   | ..  | ..  | ..   | ..   | ..  | ..   | ..  | ..  | ..   | ..   |
| Pakistan        | 2007 | 8.4  | 6.7  | ..  | 8.2   | 9.6  | 1.9  | 1.5   | 10.2   | 14.2  | 2.6   | 5.6  | 6.7  |
| Palestine       | 2006 | 5.7  | 18.0   | 43.7  | 3.1   | 18.2   | 5.7  | 1.7   | 21.3   | 24.4  | 6.0   | 20.7   | 26.5   |
| Qatar           | ..   | ..   | ..   | ..  | ..  | ..   | ..   | ..  | ..   | ..  | ..  | ..   | ..   |
| Saudi Arabia    | ..   | ..   | ..   | ..  | ..  | ..   | ..   | ..  | ..   | ..  | ..  | ..   | ..   |
| Senegal         | 2007 | 11.1   | 26.3   | 45.0  | 4.8   | 6.1  | 2.9  | 1.3   | 21.4   | 21.1  | 7.4   | 8.8  | 16.3   |
| Sierra-Leone    | 2009 | 3.7  | 7.9  | 14.2  | 5.5   | 13.8   | 7.3  | 1.9   | 12.6   | 17.4  | ..  | 12.2   | 18.6   |
| Somalia         | ..   | ..   | ..   | ..  | ..  | ..   | ..   | ..  | ..   | ..  | ..  | ..   | ..   |
| Sudan           | ..   | ..   | ..   | ..  | ..  | ..   | ..   | ..  | ..   | ..  | ..  | ..   | ..   |
| Suriname        | 2010 | 24.3   | 18.3   | 41.2  | 0.2   | 16.9   | 6.4  | 1.6   | 42.0   | 5.5   | 12.6  | ..   | 2.0  |
| Syria           | 2009 | 9.9  | 14.4   | 47.9  | ..  | ..   | 12.2   | 2.3   | 169.2  | 38.6  | 5.1   | 9.2  | 38.3   |
| Tajikistan      | 2008 | 10.8   | 34.4   | 26.3  | 6.0   | 16.7   | 11.7   | 1.4   | 22.6   | 13.6  | 20.4  | 15.2   | 21.1   |
| Togo            | 2009 | 13.1   | 31.8   | 54.8  | 6.1   | 6.6  | 2.7  | 1.1   | 56.4   | 34.2  | 6.7   | 9.0  | 31.0   |
| Tunisia         | ..   | ..   | ..   | ..  | ..  | ..   | ..   | ..  | ..   | ..  | ..  | ..   | ..   |
| Turkey          | 2008 | 38.0   | 40.7   | 32.2  | 1.4   | 30.0   | 27.1   | 1.3   | 36.0   | 21.2  | 5.2   | 10.5   | 28.8   |
| Turkmenistan    | ..   | ..   | ..   | ..  | ..  | ..   | ..   | ..  | ..   | ..  | ..  | ..   | ..   |
| U.A.E.          | ..   | ..   | ..   | ..  | ..  | ..   | ..   | ..  | ..   | ..  | ..  | ..   | ..   |
| Uganda          | 2006 | 12.8   | 34.7   | 35.3  | 9.4   | 15.5   | 5.2  | 2.4   | 9.3  | 16.1  | 3.2   | 7.4  | 35.0   |
| Uzbekistan      | 2008 | 7.7  | 39.8   | 20.8  | 2.7   | 1.3  | 11.1   | 0.7   | 9.1  | 11.4  | 5.1   | 52.5   | 9.6  |
| Yemen           | 2010 | 2.2  | 6.4  | 15.3  | 10.9  | 4.3  | 11.8   | 7.3   | 6.5  | 24.8  | 6.2   | 21.5   | 12.9   |

**Part III**  
**External Sector Economic Indicators**

**Table 3.25: Business Environment: Doing Business Indicators**

| Country         | Ease of Doing Business Rank | Starting a business        |                    | Registering Property |                    | Getting credit   |  |                                       | Protecting investors                   | Trading Across Border               |                                     | Enforcing contracts |                   | Closing a business                |
|-----------------|-----------------------------|----------------------------|--------------------|----------------------|--------------------|--|--|---------------------------------------|--|-------------------------------------|-------------------------------------|---------------------|-------------------|-----------------------------------|
|                 |                             | No. of start-up procedures | Time required days | No. of procedures    | Time required days | Index of borrower and lender legal rights: 0 (less access) to 10 (more access) | Public registry coverage (% of adults) | Private bureau coverage (% of adults) | Disclosure index 0 (less) to 10 (more) | Cost to export (US\$ per container) | Cost to import (US\$ per container) | Time required days  | No. of procedures | Time to resolve insolvency years* |
|                 |                             | 2013                       | 2013               | 2013                 | 2013               | 2013   | 2013                                   | 2013                                  | 2013                                   | 2013                                | 2013                                | 2013                | 2013              | 2013                              |
| Afghanistan     | 168                         | 4                          | 7                  | 9                    | 250                | 6.0  | 0.0                                    | 0.0                                   | 1.0                                    | 3,545.0                             | 3,830.0                             | 1,642.0             | 47                | 2.0                               |
| Albania         | 85                          | 4                          | 4                  | 6                    | 33                 | 9.0  | 19.7                                   | 0.0                                   | 8.0                                    | 745.0                               | 730.0                               | 390.0               | 39                | 2.0                               |
| Algeria         | 152                         | 14                         | 25                 | 10                   | 63                 | 3.0  | 2.3                                    | 0.0                                   | 6.0                                    | 1,260.0                             | 1,330.0                             | 630.0               | 45                | 2.5                               |
| Azerbaijan      | 67                          | 6                          | 8                  | 4                    | 11                 | 6.0  | 17.7                                   | 0.0                                   | 7.0                                    | 3,430.0                             | 3,490.0                             | 237.0               | 39                | 2.7                               |
| Bahrain         | 42                          | 7                          | 9                  | 2                    | 31                 | 4.0  | 0.0                                    | 23.5                                  | 8.0                                    | 955.0                               | 995.0                               | 635.0               | 48                | 2.5                               |
| Bangladesh      | 129                         | 7                          | 19                 | 8                    | 245                | 7.0  | 0.8                                    | 0.0                                   | 6.0                                    | 1,025.0                             | 1,430.0                             | 1,442.0             | 41                | 4.0                               |
| Benin           | 175                         | 5                          | 26                 | 4                    | 120                | 6.0  | 10.9                                   | 0.0                                   | 6.0                                    | 1,079.0                             | 1,549.0                             | 795.0               | 42                | 4.0                               |
| Brunei          | 79                          | 15                         | 101                | 7                    | 298                | 7.0  | 0.0                                    | 0.0                                   | 4.0                                    | 680.0                               | 745.0                               | 540.0               | 47                | 2.5                               |
| Burkina Faso    | 153                         | 3                          | 13                 | 4                    | 59                 | 6.0  | 1.7                                    | 0.0                                   | 6.0                                    | 2,412.0                             | 4,030.0                             | 446.0               | 37                | 4.0                               |
| Cameroon        | 161                         | 5                          | 15                 | 5                    | 93                 | 6.0  | 9.1                                    | 0.0                                   | 6.0                                    | 1,379.0                             | 2,167.0                             | 800.0               | 42                | 3.2                               |
| Chad            | 184                         | 9                          | 62                 | 6                    | 44                 | 6.0  | 1.0                                    | 0.0                                   | 6.0                                    | 5,902.0                             | 8,525.0                             | 743.0               | 41                | 4.0                               |
| Comoros         | 158                         | 9                          | 20                 | 4                    | 30                 | 6.0  | 0.0                                    | 0.0                                   | 6.0                                    | 1,295.0                             | 1,295.0                             | 506.0               | 43                | N/P                               |
| Côte d'Ivoire   | 177                         | 10                         | 32                 | 6                    | 62                 | 6.0  | 2.9                                    | 0.0                                   | 6.0                                    | 1,999.0                             | 2,710.0                             | 770.0               | 33                | 2.2                               |
| Djibouti        | 171                         | 11                         | 37                 | 7                    | 40                 | 1.0  | 0.2                                    | 0.0                                   | 5.0                                    | 836.0                               | 911.0                               | 1,225.0             | 40                | 5.0                               |
| Egypt           | 109                         | 6                          | 7                  | 7                    | 72                 | 3.0  | 4.3                                    | 16.4                                  | 8.0                                    | 625.0                               | 755.0                               | 1,010.0             | 42                | 4.2                               |
| Gabon           | 170                         | 9                          | 58                 | 7                    | 104                | 6.0  | 53.8                                   | 0.0                                   | 6.0                                    | 1,945.0                             | 1,955.0                             | 1,070.0             | 38                | 5.0                               |
| Gambia          | 147                         | 8                          | 27                 | 5                    | 66                 | 5.0  | 0.0                                    | 0.0                                   | 2.0                                    | 1,180.0                             | 885.0                               | 407.0               | 33                | 2.0                               |
| Guinea          | 178                         | 6                          | 35                 | 6                    | 59                 | 6.0  | 0.0                                    | 0.0                                   | 6.0                                    | 855.0                               | 1,391.0                             | 276.0               | 49                | 3.8                               |
| Guinea-Bissau   | 179                         | 9                          | 9                  | 8                    | 210                | 6.0  | 1.1                                    | 0.0                                   | 6.0                                    | 1,448.0                             | 2,006.0                             | 1,715.0             | 40                | N/P                               |
| Indonesia       | 128                         | 9                          | 47                 | 6                    | 22                 | 3.0  | 36.0                                   | 0.0                                   | 10.0                                   | 644.0                               | 660.0                               | 498.0               | 40                | 5.5                               |
| Iran            | 145                         | 7                          | 13                 | 9                    | 36                 | 4.0  | 25.9                                   | 31.9                                  | 7.0                                    | 1,470.0                             | 2,100.0                             | 505.0               | 39                | 4.5                               |
| Iraq            | 165                         | 10                         | 74                 | 5                    | 51                 | 3.0  | 0.0                                    | 0.0                                   | 4.0                                    | 3,550.0                             | 3,650.0                             | 520.0               | 51                | N/P                               |
| Jordan          | 106                         | 7                          | 12                 | 7                    | 21                 | 2.0  | 1.9                                    | 0.0                                   | 5.0                                    | 825.0                               | 1,335.0                             | 689.0               | 38                | 4.3                               |
| Kazakhstan      | 49                          | 6                          | 19                 | 4                    | 40                 | 4.0  | 0.0                                    | 39.3                                  | 9.0                                    | 4,685.0                             | 4,665.0                             | 370.0               | 37                | 1.5                               |
| Kuwait          | 82                          | 12                         | 32                 | 8                    | 47                 | 4.0  | 0.0                                    | 31.0                                  | 7.0                                    | 1,085.0                             | 1,242.0                             | 566.0               | 50                | 4.2                               |
| Kyrgyz Republic | 70                          | 2                          | 10                 | 4                    | 5                  | 10.0   | 0.0                                    | 24.6                                  | 8.0                                    | 4,160.0                             | 4,700.0                             | 260.0               | 38                | 4.0                               |
| Lebanon         | 115                         | 5                          | 9                  | 8                    | 25                 | 3.0  | 18.6                                   | 0.0                                   | 9.0                                    | 1,080.0                             | 1,365.0                             | 721.0               | 37                | 4.0                               |
| Libya           | ..                          | ..                         | ..                 | ..                   | ..                 | ..   | ..                                     | ..                                    | ..                                     | ..                                  | ..                                  | ..                  | ..                | ..                                |
| Malaysia        | 12                          | 3                          | 6                  | 5                    | 14                 | 10.0   | 56.1                                   | 81.8                                  | 10.0                                   | 435.0                               | 420.0                               | 425.0               | 29                | 1.5                               |
| Maldives        | 95                          | 5                          | 9                  | 6                    | 57                 | 4.0  | 0.0                                    | 0.0                                   | 0.0                                    | 1,550.0                             | 1,526.0                             | 665.0               | 41                | 1.5                               |
| Mali            | 151                         | 4                          | 8                  | 5                    | 29                 | 6.0  | 3.3                                    | 0.0                                   | 6.0                                    | 2,202.0                             | 3,067.0                             | 620.0               | 36                | 3.6                               |
| Mauritania      | 167                         | 9                          | 19                 | 4                    | 49                 | 3.0  | 0.5                                    | 0.0                                   | 5.0                                    | 1,520.0                             | 1,523.0                             | 370.0               | 46                | 8.0                               |
| Morocco         | 97                          | 6                          | 12                 | 8                    | 75                 | 3.0  | 0.0                                    | 17.2                                  | 7.0                                    | 577.0                               | 950.0                               | 510.0               | 40                | 1.8                               |
| Mozambique      | 146                         | 9                          | 13                 | 8                    | 42                 | 3.0  | 4.4                                    | 0.0                                   | 5.0                                    | 1,100.0                             | 1,545.0                             | 730.0               | 30                | 5.0                               |
| Niger           | 176                         | 9                          | 17                 | 4                    | 35                 | 6.0  | 0.8                                    | 0.0                                   | 6.0                                    | 3,676.0                             | 3,711.0                             | 545.0               | 39                | 5.0                               |
| Nigeria         | 131                         | 8                          | 34                 | 13                   | 86                 | 9.0  | 0.1                                    | 4.1                                   | 5.0                                    | 1,380.0                             | 1,540.0                             | 457.0               | 40                | 2.0                               |
| Oman            | 47                          | 5                          | 8                  | 2                    | 16                 | 4.0  | 37.3                                   | 0.0                                   | 8.0                                    | 745.0                               | 680.0                               | 598.0               | 51                | 4.0                               |
| Pakistan        | 107                         | 10                         | 21                 | 6                    | 50                 | 6.0  | 7.2                                    | 2.0                                   | 6.0                                    | 660.0                               | 705.0                               | 976.0               | 46                | 2.8                               |
| Palestine       | 135                         | 11                         | 48                 | 7                    | 30                 | 1.0  | 8.1                                    | 0.0                                   | 6.0                                    | 1,310.0                             | 1,295.0                             | 540.0               | 44                | N/P                               |
| Qatar           | 40                          | 8                          | 9                  | 7                    | 13                 | 4.0  | 25.2                                   | 0.0                                   | 5.0                                    | 885.0                               | 1,033.0                             | 570.0               | 43                | 2.8                               |
| Saudi Arabia    | 22                          | 9                          | 21                 | 5                    | 8                  | 5.0  | 0.0                                    | 33.3                                  | 9.0                                    | 935.0                               | 1,054.0                             | 635.0               | 40                | 2.8                               |
| Senegal         | 166                         | 3                          | 5                  | 6                    | 122                | 6.0  | 4.6                                    | 0.0                                   | 6.0                                    | 1,098.0                             | 1,740.0                             | 780.0               | 43                | 3.0                               |
| Sierra-Leone    | 140                         | 6                          | 12                 | 7                    | 67                 | 7.0  | 0.7                                    | 0.0                                   | 6.0                                    | 1,385.0                             | 1,780.0                             | 515.0               | 39                | 2.6                               |
| Somalia         | ..                          | ..                         | ..                 | ..                   | ..                 | ..   | ..                                     | ..                                    | ..                                     | ..                                  | ..                                  | ..                  | ..                | ..                                |
| Sudan           | 143                         | 10                         | 36                 | 6                    | 9                  | 4.0  | 0.0                                    | 0.0                                   | 0.0                                    | 2,050.0                             | 2,900.0                             | 810.0               | 53                | 2.0                               |
| Suriname        | 164                         | 13                         | 694                | 6                    | 197                | 5.0  | 0.0                                    | 0.0                                   | 1.0                                    | 1,000.0                             | 1,165.0                             | 1,715.0             | 44                | 5.0                               |
| Syria           | 144                         | 7                          | 13                 | 4                    | 19                 | 1.0  | 4.9                                    | 0.0                                   | 7.0                                    | 1,190.0                             | 1,625.0                             | 872.0               | 55                | 4.1                               |
| Tajikistan      | 141                         | 5                          | 24                 | 6                    | 37                 | 2.0  | 0.0                                    | 0.0                                   | 8.0                                    | 8,450.0                             | 9,800.0                             | 430.0               | 35                | 1.7                               |
| Togo            | 156                         | 6                          | 38                 | 5                    | 295                | 6.0  | 2.8                                    | 0.0                                   | 6.0                                    | 940.0                               | 1,109.0                             | 588.0               | 41                | 3.0                               |
| Tunisia         | 50                          | 10                         | 11                 | 4                    | 39                 | 3.0  | 27.8                                   | 0.0                                   | 5.0                                    | 773.0                               | 858.0                               | 565.0               | 39                | 1.3                               |
| Turkey          | 71                          | 6                          | 6                  | 6                    | 6                  | 4.0  | 23.5                                   | 63.0                                  | 9.0                                    | 990.0                               | 1,235.0                             | 420.0               | 36                | 3.3                               |
| Turkmenistan    | ..                          | ..                         | ..                 | ..                   | ..                 | ..   | ..                                     | ..                                    | ..                                     | ..                                  | ..                                  | ..                  | ..                | ..                                |
| U.A.E.          | 26                          | 6                          | 8                  | 2                    | 10                 | 4.0  | 5.9                                    | 31.7                                  | 4.0                                    | 630.0                               | 590.0                               | 524.0               | 49                | 3.2                               |
| Uganda          | 120                         | 15                         | 33                 | 12                   | 52                 | 7.0  | 0.0                                    | 3.7                                   | 2.0                                    | 3,050.0                             | 3,215.0                             | 490.0               | 38                | 2.2                               |
| Uzbekistan      | 154                         | 6                          | 12                 | 15                   | 78                 | 2.0  | 0.0                                    | 15.7                                  | 4.0                                    | 4,585.0                             | 4,750.0                             | 195.0               | 42                | 2.0                               |
| Yemen           | 118                         | 6                          | 40                 | 6                    | 19                 | 2.0  | 0.9                                    | 0.0                                   | 6.0                                    | 995.0                               | 1,490.0                             | 569.0               | 36                | 3.0                               |

\*N/P: No Practice

Table 3.26: Private Sector Investment

| Country               | Domestic credit to private sector % of GDP |             | Investment in infrastructure projects with private participation |                 |                                   |                  |                          |                 |                                     |                |
|-----------------------|--|-------------|--|-----------------|-----------------------------------|------------------|--------------------------|-----------------|-------------------------------------|----------------|
|                       |  |             | Energy (US\$ million)  |                 | Telecommunications (US\$ million) |                  | Transport (US\$ million) |                 | Water and sanitation (US\$ million) |                |
|                       | 1990                                       | 2011        | 1990-00  | 2001-11         | 1990-00                           | 2001-11          | 1990-00                  | 2001-11         | 1990-00                             | 2001-11        |
| Afghanistan           | ..   | 4.8         | ..   | 1.6             | ..                                | 1,581.6          | ..                       | ..              | ..                                  | ..             |
| Albania               | ..   | 39.3        | ..   | 719.6           | 102.2                             | 1,318.6          | ..                       | 308.0           | ..                                  | 8.0            |
| Algeria               | 56.1                                       | 14.8        | 2,300.0  | 3,282.0         | ..                                | 5,798.5          | ..                       | 286.0           | ..                                  | 2,082.0        |
| Azerbaijan            | ..   | 18.0        | ..   | 375.2           | 196.6                             | 1,790.4          | ..                       | ..              | ..                                  | ..             |
| Bahrain               | 29.8                                       | ..          | ..   | ..              | ..                                | ..               | ..                       | ..              | ..                                  | ..             |
| Bangladesh            | 16.7                                       | 48.8        | 573.4  | 1,146.0         | 628.2                             | 5,964.5          | ..                       | ..              | ..                                  | ..             |
| Benin                 | 20.3                                       | 24.5        | ..   | 590.0           | 90.4                              | 1,029.9          | ..                       | 489.0           | ..                                  | ..             |
| Brunei                | ..   | 31.8        | ..   | ..              | ..                                | ..               | ..                       | ..              | ..                                  | ..             |
| Burkina Faso          | 16.9                                       | 19.8        | 5.6  | ..              | 27.4                              | 1,054.4          | 63.3                     | ..              | ..                                  | ..             |
| Cameroon              | 26.4                                       | 14.9        | ..   | 999.8           | 107.7                             | 1,486.0          | 120.8                    | ..              | ..                                  | ..             |
| Chad                  | 6.5  | 6.2         | ..   | ..              | 6.8                               | 677.6            | ..                       | ..              | ..                                  | ..             |
| Comoros               | 16.2                                       | 17.8        | ..   | ..              | ..                                | ..               | ..                       | 0.5             | ..                                  | ..             |
| Côte d'Ivoire         | 36.5                                       | 18.1        | 370.2  | 11.0            | 827.4                             | 1,640.4          | 381.3                    | 36.4            | ..                                  | ..             |
| Djibouti              | 45.4                                       | ..          | ..   | ..              | ..                                | ..               | 50.0                     | 526.0           | ..                                  | ..             |
| Egypt                 | 25.4                                       | 31.3        | 634.0  | 1,461.7         | 2,410.4                           | 14,933.0         | 492.2                    | 1,823.2         | ..                                  | 475.0          |
| Gabon                 | 12.9                                       | 10.2        | 294.0  | ..              | 20.7                              | 448.4            | 46.7                     | 181.3           | ..                                  | ..             |
| Gambia                | 11.0                                       | 16.3        | ..   | ..              | ..                                | 41.6             | ..                       | ..              | ..                                  | ..             |
| Guinea                | ..   | 9.1         | 36.4   | ..              | 126.3                             | 434.2            | ..                       | 159.0           | ..                                  | ..             |
| Guinea-Bissau         | 22.0                                       | 11.8        | ..   | ..              | ..                                | 126.9            | ..                       | ..              | ..                                  | ..             |
| Indonesia             | 48.1                                       | 31.7        | 9,586.1  | 7,394.8         | 10,988.8                          | 17,737.4         | 2,150.3                  | 1,890.7         | 955.2                               | 65.0           |
| Iran                  | 24.7                                       | ..          | ..   | 808.2           | 28.0                              | 3,201.4          | ..                       | ..              | ..                                  | ..             |
| Iraq                  | ..   | 8.7         | ..   | 1,070.0         | ..                                | 6,346.6          | ..                       | 500.0           | ..                                  | ..             |
| Jordan                | 64.4                                       | 73.5        | ..   | 989.0           | 666.8                             | 2,249.9          | 182.0                    | 1,380.0         | ..                                  | 1,120.0        |
| Kazakhstan            | ..   | 36.0        | 2,080.3  | 65.7            | 1,738.5                           | 5,797.9          | ..                       | 262.0           | ..                                  | ..             |
| Kuwait                | ..   | 56.3        | ..   | ..              | ..                                | ..               | ..                       | ..              | ..                                  | ..             |
| Kyrgyz Republic       | ..   | ..          | ..   | ..              | 100.8                             | 228.6            | ..                       | ..              | ..                                  | ..             |
| Lebanon               | 79.4                                       | 89.6        | ..   | ..              | 582.1                             | 91.7             | 150.0                    | 3.0             | ..                                  | ..             |
| Libya                 | 30.4                                       | ..          | ..   | ..              | ..                                | ..               | ..                       | ..              | ..                                  | ..             |
| Malaysia              | 69.4                                       | 112.2       | 7,471.9  | 7,046.1         | 5,083.0                           | 7,553.6          | 11,989.9                 | 4,815.6         | 7,607.0                             | 2,537.4        |
| Maldives              | 12.4                                       | 53.7        | ..   | ..              | ..                                | 70.1             | ..                       | 478.0           | ..                                  | ..             |
| Mali                  | 12.8                                       | 21.0        | 365.9  | ..              | ..                                | 1,148.1          | ..                       | 55.4            | ..                                  | ..             |
| Mauritania            | 36.2                                       | 26.9        | ..   | ..              | 42.5                              | 416.7            | ..                       | ..              | ..                                  | ..             |
| Morocco               | 19.6                                       | 71.2        | 8,278.0  | 1,049.0         | 3,375.0                           | 8,480.8          | ..                       | 400.0           | ..                                  | ..             |
| Mozambique            | 17.6                                       | 23.9        | ..   | 1,205.8         | 29.0                              | 946.8            | 441.0                    | 334.6           | 25.5                                | ..             |
| Niger                 | 12.3                                       | 14.2        | ..   | ..              | 13.1                              | 533.7            | ..                       | ..              | ..                                  | 3.4            |
| Nigeria               | 9.4  | 21.1        | ..   | 2,200.0         | 144.7                             | 22,742.0         | ..                       | 3,359.0         | ..                                  | ..             |
| Oman                  | 20.6                                       | 39.0        | ..   | ..              | ..                                | ..               | ..                       | ..              | ..                                  | ..             |
| Pakistan              | 24.2                                       | 18.4        | 5,937.0  | 6,688.6         | 733.7                             | 15,990.9         | 318.3                    | 2,236.5         | ..                                  | ..             |
| Palestine             | ..   | ..          | 150.0  | ..              | 351.8                             | 893.6            | ..                       | ..              | ..                                  | ..             |
| Qatar                 | 37.0                                       | 38.6        | ..   | ..              | ..                                | ..               | ..                       | ..              | ..                                  | ..             |
| Saudi Arabia          | 14.9                                       | 39.7        | ..   | ..              | ..                                | ..               | ..                       | ..              | ..                                  | ..             |
| Senegal               | 26.4                                       | 29.0        | 124.0  | 115.3           | 353.2                             | 2,256.8          | ..                       | 453.4           | 20.0                                | ..             |
| Sierra-Leone          | 3.2  | 10.2        | ..   | 31.2            | 10.0                              | 210.9            | ..                       | 130.0           | ..                                  | ..             |
| Somalia               | ..   | ..          | ..   | ..              | 1.0                               | 12.4             | ..                       | ..              | ..                                  | ..             |
| Sudan                 | 5.1  | 11.4        | ..   | ..              | 18.3                              | 3,356.0          | ..                       | 30.0            | ..                                  | 120.7          |
| Suriname              | 37.8                                       | ..          | ..   | ..              | ..                                | 60.0             | ..                       | ..              | ..                                  | ..             |
| Syria                 | 7.5  | ..          | ..   | ..              | ..                                | 1,030.7          | ..                       | 82.0            | ..                                  | ..             |
| Tajikistan            | ..   | ..          | ..   | 956.0           | 1.2                               | 254.3            | ..                       | ..              | ..                                  | ..             |
| Togo                  | 22.6                                       | 29.6        | 67.7   | 780.0           | 5.0                               | 90.6             | ..                       | 571.9           | ..                                  | ..             |
| Tunisia               | 55.1                                       | 76.4        | 918.0  | 30.0            | ..                                | 4,703.3          | ..                       | 840.0           | ..                                  | 95.0           |
| Turkey                | 16.7                                       | 50.0        | 6,635.2  | 26,125.5        | 7,868.7                           | 25,768.1         | 410.0                    | 9,448.4         | 942.0                               | ..             |
| Turkmenistan          | ..   | ..          | ..   | ..              | 20.0                              | 202.5            | ..                       | ..              | ..                                  | ..             |
| U.A.E.                | 25.2                                       | 61.9        | ..   | ..              | ..                                | ..               | ..                       | ..              | ..                                  | ..             |
| Uganda                | ..   | 17.9        | ..   | 1,262.5         | 180.8                             | 2,385.7          | ..                       | 404.0           | ..                                  | ..             |
| Uzbekistan            | ..   | ..          | ..   | ..              | 542.5                             | 2,670.5          | ..                       | 25.0            | ..                                  | ..             |
| Yemen                 | 5.2  | 4.9         | ..   | 15.8            | 45.0                              | 1,173.1          | 190.0                    | 220.0           | ..                                  | ..             |
| <b>IDB-56</b>         | <b>28.6</b>                                | <b>42.2</b> | <b>45,827.6</b>  | <b>66,420.3</b> | <b>37,467.6</b>                   | <b>176,930.5</b> | <b>16,985.8</b>          | <b>31,728.8</b> | <b>9,549.7</b>                      | <b>6,506.5</b> |
| <b>Of which:</b>      |  |             |  |                 |                                   |                  |                          |                 |                                     |                |
| SSA-22*               | 16.8                                       | 18.7        | 1,263.8  | 7,195.6         | 2,004.3                           | 41,039.0         | 1,103.1                  | 6,730.5         | 45.5                                | 124.1          |
| MENA-19*              | 24.9                                       | 44.9        | 18,915.2   | 34,831.2        | 15,327.8                          | 74,670.7         | 1,424.2                  | 14,982.6        | 942.0                               | 3,772.0        |
| ASIA-8*               | 43.8                                       | 46.3        | 23,568.4   | 22,277.0        | 17,433.7                          | 48,958.1         | 14,458.5                 | 9,420.8         | 8,562.2                             | 2,602.4        |
| CIT-7*                | ..   | ..          | 2,080.3  | 2,116.5         | 2,701.8                           | 12,262.8         | ..                       | 595.0           | ..                                  | 8.0            |
| LDMC-25*              | 14.6                                       | 25.8        | 1,323.0  | 6,104.2         | 2,030.8                           | 24,888.0         | 744.3                    | 3,851.8         | 45.5                                | 124.1          |
| NON-LDMC-31*          | 29.7                                       | 43.3        | 44,504.7   | 60,316.2        | 35,436.8                          | 152,042.5        | 16,241.5                 | 27,877.0        | 9,504.2                             | 6,382.4        |
| Oil-Exporters-22*     | 28.5                                       | 43.2        | 13,150.4   | 17,335.5        | 11,189.6                          | 80,848.5         | 13,220.9                 | 11,620.4        | 7,607.0                             | 5,215.1        |
| Non-Oil-Exporters-34* | 28.6                                       | 40.9        | 32,677.3   | 49,084.8        | 26,278.0                          | 96,082.0         | 3,764.9                  | 20,108.4        | 1,942.7                             | 1,291.4        |
| <b>OIC-57</b>         | <b>28.6</b>                                | <b>42.2</b> | <b>45,877.6</b>  | <b>66,420.3</b> | <b>37,578.3</b>                   | <b>177,034.0</b> | <b>16,985.8</b>          | <b>31,728.8</b> | <b>9,549.7</b>                      | <b>6,506.5</b> |
| <b>Memo:</b>          |  |             |  |                 |                                   |                  |                          |                 |                                     |                |
| World                 | 103.1                                      | 129.5       | ..   | ..              | ..                                | ..               | ..                       | ..              | ..                                  | ..             |
| Developed Countries   | 113.3                                      | 158.0       | ..   | ..              | ..                                | ..               | ..                       | ..              | ..                                  | ..             |
| Developing Countries  | 39.5                                       | 74.5        | ..   | ..              | ..                                | ..               | ..                       | ..              | ..                                  | ..             |
| LDCs                  | 12.9                                       | 23.4        | ..   | ..              | ..                                | ..               | ..                       | ..              | ..                                  | ..             |

\* See technical notes for country composition of the groupings

**Part III**  
**External Sector Economic Indicators**

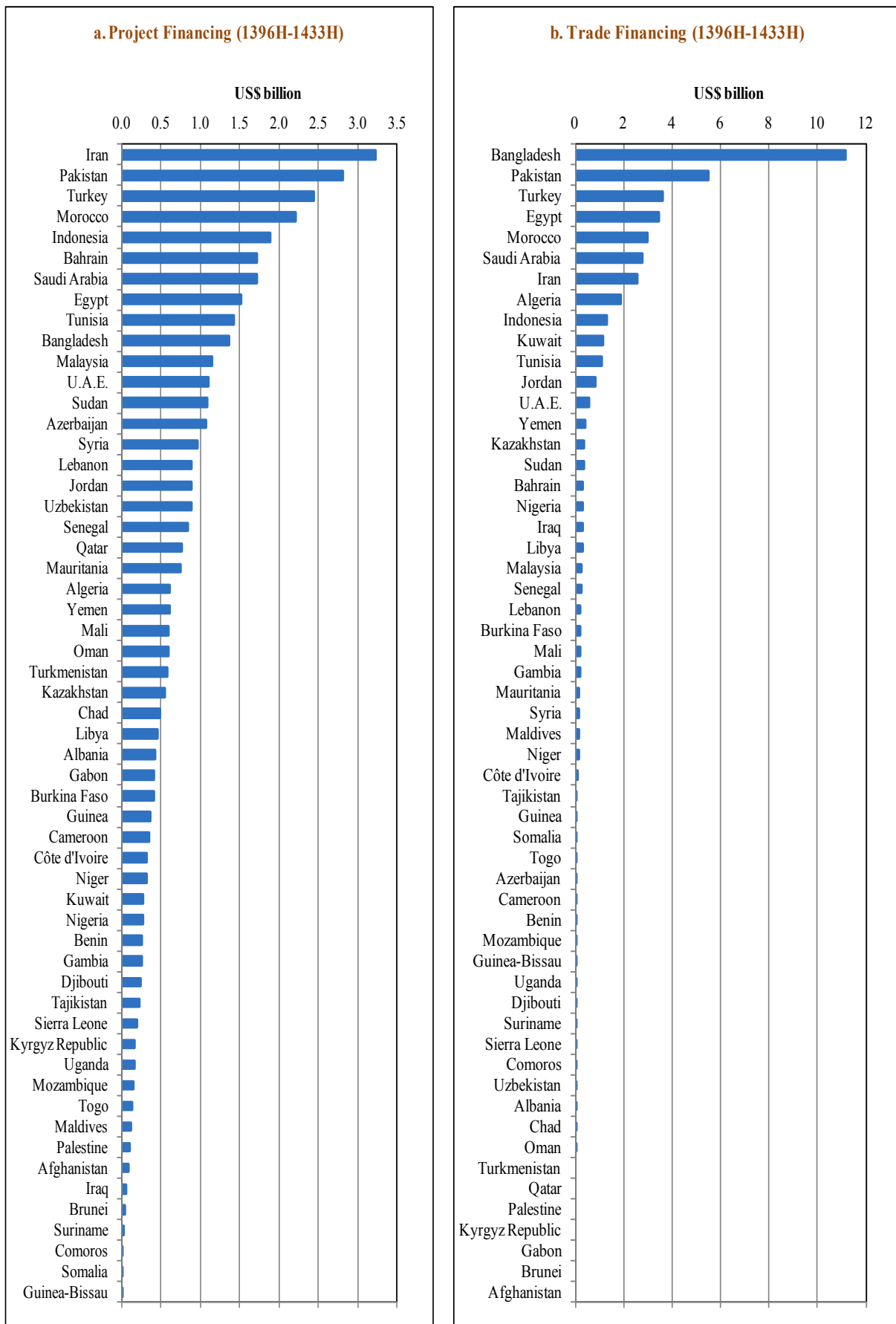
**Table 3.27: IDB Group Project Financing (1396H - 1433H) (01/01/1976 - 14/11/2012)\*\***

| Country               | OCR-based Project Financing |                 |                 | Other Windows Project Financing<br>(ICD,IBP,UIF,APIF & Treasury oper.) |                |                | Total Project Financing<br>plus Technical Assistance |                 |                 |
|-----------------------|-----------------------------|-----------------|-----------------|--|----------------|----------------|--|-----------------|-----------------|
|                       | No.                         | ID mill.        | US\$ mill.      | No.  | ID mill.       | US\$ mill.     | No.  | ID mill.        | US\$ mill.      |
| Afghanistan           | 6                           | 51.2            | 76.7            | ..   | ..             | ..             | 13   | 59.2            | 87.9            |
| Albania               | 24                          | 278.3           | 425.5           | 1  | 1.4            | 2.2            | 29   | 280.3           | 428.5           |
| Algeria               | 26                          | 354.3           | 468.5           | 15   | 103.5          | 140.2          | 52   | 460.9           | 612.7           |
| Azerbaijan            | 21                          | 622.6           | 943.1           | 18   | 88.2           | 135.5          | 52   | 713.3           | 1,082.2         |
| Bahrain               | 32                          | 826.9           | 1,220.9         | 66   | 338.8          | 501.6          | 108  | 1,167.4         | 1,725.1         |
| Bangladesh            | 68                          | 800.0           | 1,200.6         | 9  | 106.1          | 158.5          | 86   | 909.5           | 1,364.3         |
| Benin                 | 40                          | 181.0           | 258.3           | ..   | ..             | ..             | 65   | 186.6           | 265.4           |
| Brunei                | 2                           | 4.6             | 6.2             | 2  | 31.9           | 40.0           | 5  | 36.6            | 46.5            |
| Burkina Faso          | 61                          | 287.0           | 406.4           | ..   | ..             | ..             | 100  | 297.9           | 420.6           |
| Cameroon              | 35                          | 241.5           | 347.4           | ..   | ..             | ..             | 49   | 244.6           | 351.4           |
| Chad                  | 44                          | 328.7           | 487.9           | ..   | ..             | ..             | 75   | 333.7           | 494.8           |
| Comoros               | 4                           | 8.8             | 11.1            | ..   | ..             | ..             | 19   | 12.9            | 17.0            |
| Côte d'Ivoire         | 20                          | 215.7           | 325.7           | ..   | ..             | ..             | 22   | 216.6           | 327.0           |
| Djibouti              | 28                          | 105.4           | 157.3           | 3  | 49.3           | 77.5           | 49   | 157.8           | 239.0           |
| Egypt                 | 31                          | 828.9           | 1,228.8         | 20   | 196.9          | 285.9          | 69   | 1,029.4         | 1,519.9         |
| Gabon                 | 17                          | 284.9           | 419.0           | ..   | ..             | ..             | 21   | 286.6           | 421.2           |
| Gambia                | 39                          | 167.3           | 242.2           | 2  | 9.2            | 14.2           | 63   | 180.1           | 261.3           |
| Guinea                | 53                          | 223.5           | 303.6           | 1  | 34.6           | 50.0           | 89   | 266.4           | 364.6           |
| Guinea Bissau         | 1                           | 1.4             | 1.5             | ..   | ..             | ..             | 9  | 3.0             | 3.6             |
| Indonesia             | 94                          | 1,123.0         | 1,657.9         | 21   | 150.6          | 232.5          | 127  | 1,275.8         | 1,893.8         |
| Iran                  | 51                          | 1,908.5         | 2,853.3         | 29   | 261.2          | 375.9          | 96   | 2,174.0         | 3,235.7         |
| Iraq                  | 6                           | 43.4            | 54.3            | ..   | ..             | ..             | 14   | 44.3            | 55.6            |
| Jordan                | 51                          | 570.4           | 794.8           | 10   | 63.6           | 88.1           | 85   | 638.8           | 889.5           |
| Kazakhstan            | 14                          | 298.7           | 460.3           | 10   | 61.0           | 92.4           | 34   | 361.3           | 554.9           |
| Kuwait                | 6                           | 57.9            | 87.4            | 20   | 132.2          | 189.1          | 37   | 191.6           | 278.6           |
| Kyrgyz Republic       | 20                          | 101.1           | 150.2           | 2  | 10.0           | 15.4           | 40   | 114.8           | 171.2           |
| Lebanon               | 45                          | 545.0           | 777.1           | 9  | 84.5           | 115.4          | 64   | 630.7           | 894.2           |
| Libya                 | 15                          | 272.6           | 373.4           | 4  | 50.6           | 76.7           | 28   | 326.0           | 453.9           |
| Malaysia              | 23                          | 366.9           | 513.0           | 42   | 431.0          | 632.0          | 72   | 798.8           | 1,146.3         |
| Maldives              | 18                          | 62.9            | 89.1            | 3  | 20.5           | 31.7           | 33   | 85.1            | 123.1           |
| Mali                  | 67                          | 405.4           | 584.4           | ..   | ..             | ..             | 99   | 414.8           | 597.2           |
| Mauritania            | 68                          | 471.2           | 701.0           | 3  | 19.6           | 30.0           | 114  | 508.1           | 755.2           |
| Morocco               | 61                          | 1,488.1         | 2,199.4         | 2  | 9.5            | 13.6           | 85   | 1,501.6         | 2,218.7         |
| Mozambique            | 20                          | 102.2           | 147.3           | ..   | ..             | ..             | 30   | 104.1           | 150.3           |
| Niger                 | 47                          | 205.6           | 290.8           | 1  | 9.7            | 15.0           | 94   | 227.4           | 322.2           |
| Nigeria               | 11                          | 156.5           | 240.4           | 1  | 18.3           | 28.0           | 19   | 175.7           | 269.7           |
| Oman                  | 32                          | 391.3           | 515.1           | 3  | 53.0           | 73.0           | 44   | 446.4           | 591.0           |
| Pakistan              | 59                          | 1,422.3         | 2,143.5         | 42   | 452.3          | 666.2          | 112  | 1,876.7         | 2,812.8         |
| Palestine             | 22                          | 62.5            | 88.7            | ..   | ..             | ..             | 36   | 69.6            | 99.5            |
| Qatar                 | 9                           | 222.7           | 343.8           | 32   | 278.1          | 417.2          | 42   | 500.8           | 761.0           |
| Saudi Arabia          | 15                          | 478.7           | 720.0           | 81   | 671.9          | 992.2          | 121  | 1,153.3         | 1,715.9         |
| Senegal               | 66                          | 513.0           | 734.6           | 13   | 63.9           | 99.0           | 109  | 586.1           | 845.4           |
| Sierra Leone          | 30                          | 133.2           | 193.8           | ..   | ..             | ..             | 58   | 138.7           | 201.0           |
| Somalia               | 3                           | 7.3             | 9.4             | ..   | ..             | ..             | 14   | 10.8            | 14.5            |
| Sudan                 | 76                          | 638.8           | 941.1           | 21   | 102.3          | 148.1          | 125  | 745.3           | 1,095.3         |
| Suriname              | 5                           | 22.0            | 32.3            | ..   | ..             | ..             | 6  | 22.1            | 32.5            |
| Syria                 | 28                          | 633.2           | 909.0           | 10   | 42.6           | 63.3           | 46   | 676.9           | 974.0           |
| Tajikistan            | 28                          | 150.6           | 218.0           | 2  | 7.5            | 11.5           | 47   | 161.2           | 234.1           |
| Togo                  | 18                          | 96.0            | 139.9           | ..   | ..             | ..             | 24   | 97.5            | 142.1           |
| Tunisia               | 53                          | 951.6           | 1,393.1         | 6  | 18.2           | 27.1           | 71   | 971.9           | 1,423.2         |
| Turkey                | 76                          | 1,195.7         | 1,737.5         | 45   | 477.6          | 707.3          | 133  | 1,677.4         | 2,450.5         |
| Turkmenistan          | 10                          | 371.8           | 580.5           | 1  | 3.2            | 5.0            | 15   | 375.8           | 586.7           |
| U.A.E.                | 13                          | 167.0           | 239.7           | 101  | 568.2          | 871.8          | 121  | 735.9           | 1,112.4         |
| Uganda                | 15                          | 97.3            | 146.4           | 1  | 8.4            | 12.8           | 34   | 109.1           | 163.8           |
| Uzbekistan            | 21                          | 510.5           | 783.7           | 8  | 64.1           | 99.6           | 34   | 575.4           | 884.4           |
| Yemen                 | 47                          | 291.9           | 411.6           | 17   | 119.7          | 184.6          | 97   | 419.3           | 606.7           |
| Non-Member Countries  | 7                           | 25.3            | 37.4            | 28   | 166.1          | 251.2          | 47   | 195.4           | 294.7           |
| Regional Projects     | 10                          | 253.7           | 388.5           | 55   | 497.1          | 752.2          | 413  | 829.8           | 1,257.1         |
| Special Programs      | ..                          | ..              | ..              | 4  | 62.5           | 85.0           | 4  | 62.5            | 85.0            |
| <b>Grand Total</b>    | <b>1,812</b>                | <b>22,627.3</b> | <b>33,212.5</b> | <b>764</b>   | <b>5,939.0</b> | <b>8,808.3</b> | <b>3,799</b>   | <b>28,853.5</b> | <b>42,426.5</b> |
| <b>Of which:</b>      |                             |                 |                 |  |                |                |  |                 |                 |
| SSA-22*               | 763                         | 4,871.7         | 7,089.5         | 46   | 315.3          | 474.6          | 1,281  | 5,303.8         | 7,722.6         |
| MENA-19*              | 619                         | 11,290.3        | 16,416.4        | 470  | 3,470.2        | 5,122.9        | 1,349  | 14,816.2        | 21,618.1        |
| ASIA-8*               | 275                         | 3,852.7         | 5,719.4         | 119  | 1,192.4        | 1,760.9        | 454  | 5,063.8         | 7,507.3         |
| CIT-7*                | 138                         | 2,333.6         | 3,561.4         | 42   | 235.5          | 361.5          | 251  | 2,582.0         | 3,941.9         |
| LDMC-25*              | 889                         | 5,493.2         | 7,992.0         | 78   | 560.7          | 848.3          | 1,522  | 6,199.0         | 9,040.0         |
| NON-LDMC-31*          | 906                         | 16,855.1        | 24,794.6        | 599  | 4,652.6        | 6,871.7        | 1,813  | 21,566.8        | 31,749.7        |
| Oil-Exporters-22*     | 539                         | 9,295.8         | 13,731.8        | 430  | 3,193.2        | 4,737.5        | 1,241  | 12,539.6        | 18,540.5        |
| Non-Oil-Exporters-34* | 1,256                       | 13,052.5        | 19,054.8        | 247  | 2,020.2        | 2,982.4        | 2,094  | 15,226.2        | 22,249.3        |

\* See technical notes for country composition of the groupings; note that regional aggregates may not add up to the net approvals because they exclude regional, special and Non-MCs projects

\*\* Figures are net cancellation and include ICD, UIF, IBP, APIF and Treasury Operations

**Figure 3.9: Ranking of IDB Member Countries by IDB Financing**





**Part III**  
**External Sector Economic Indicators**

**Table 3.28: IDB Group Trade Financing (1396H - 1433H) (01/01/1976 - 14/11/2012)\*\***

| Country               | Trade Financing (ITFC) |                |                 | Trade Financing from Other Windows/<br>Funds/Entities |                 |                 | Total Trade Financing |                 |                 |
|-----------------------|------------------------|----------------|-----------------|---|-----------------|-----------------|-----------------------|-----------------|-----------------|
|                       | No.                    | ID mill.       | US\$ mill.      | No.   | ID mill.        | US\$ mill.      | No.                   | ID mill.        | US\$ mill.      |
| Afghanistan           | ..                     | ..             | ..              | ..  | ..              | ..              | ..                    | ..              | ..              |
| Albania               | 1                      | 3.3            | 5.0             | ..  | ..              | ..              | 1                     | 3.3             | 5.0             |
| Algeria               | ..                     | ..             | ..              | 188   | 1,490.0         | 1,887.7         | 188                   | 1,490.0         | 1,887.7         |
| Azerbaijan            | 10                     | 30.2           | 45.0            | ..  | ..              | ..              | 10                    | 30.2            | 45.0            |
| Bahrain               | 7                      | 47.0           | 72.0            | 15  | 183.8           | 256.5           | 22                    | 230.8           | 328.5           |
| Bangladesh            | 50                     | 3,835.4        | 5,920.0         | 172   | 3,755.6         | 5,256.7         | 222                   | 7,591.0         | 11,176.7        |
| Benin                 | 1                      | 7.8            | 12.0            | 4   | 16.5            | 20.0            | 5                     | 24.3            | 32.0            |
| Brunei                | ..                     | ..             | ..              | ..  | ..              | ..              | ..                    | ..              | ..              |
| Burkina Faso          | 4                      | 109.8          | 173.8           | 3   | 33.7            | 47.3            | 7                     | 143.4           | 221.1           |
| Cameroon              | 2                      | 22.4           | 35.0            | ..  | ..              | ..              | 2                     | 22.4            | 35.0            |
| Chad                  | ..                     | ..             | ..              | 1   | 2.1             | 3.2             | 1                     | 2.1             | 3.2             |
| Comoros               | ..                     | ..             | ..              | 3   | 5.9             | 7.5             | 3                     | 5.9             | 7.5             |
| Côte d'Ivoire         | 1                      | 16.9           | 27.4            | 2   | 31.6            | 48.9            | 3                     | 48.5            | 76.3            |
| Djibouti              | ..                     | ..             | ..              | 1   | 7.6             | 12.0            | 1                     | 7.6             | 12.0            |
| Egypt                 | 18                     | 1,134.2        | 1,739.0         | 113   | 1,226.8         | 1,714.9         | 131                   | 2,361.0         | 3,453.9         |
| Gabon                 | ..                     | ..             | ..              | ..  | ..              | ..              | ..                    | ..              | ..              |
| Gambia                | 15                     | 91.7           | 142.5           | 13  | 28.7            | 39.5            | 28                    | 120.4           | 182.0           |
| Guinea                | ..                     | ..             | ..              | 6   | 37.9            | 48.8            | 6                     | 37.9            | 48.8            |
| Guinea Bissau         | ..                     | ..             | ..              | 2   | 11.6            | 15.0            | 2                     | 11.6            | 15.0            |
| Indonesia             | 21                     | 386.4          | 599.0           | 30  | 515.2           | 702.3           | 51                    | 901.6           | 1,301.3         |
| Iran                  | 32                     | 442.0          | 689.1           | 143   | 1,315.4         | 1,860.7         | 175                   | 1,757.4         | 2,549.8         |
| Iraq                  | ..                     | ..             | ..              | 35  | 264.9           | 301.3           | 35                    | 264.9           | 301.3           |
| Jordan                | 4                      | 36.5           | 58.5            | 65  | 642.4           | 766.3           | 69                    | 678.9           | 824.8           |
| Kazakhstan            | 8                      | 216.3          | 335.0           | 5   | 30.7            | 46.0            | 13                    | 247.0           | 381.0           |
| Kuwait                | 3                      | 143.6          | 224.0           | 45  | 632.3           | 927.5           | 48                    | 775.9           | 1,151.5         |
| Kyrgyz Republic       | ..                     | ..             | ..              | ..  | ..              | ..              | ..                    | ..              | ..              |
| Lebanon               | ..                     | ..             | ..              | 11  | 157.9           | 221.5           | 11                    | 157.9           | 221.5           |
| Libya                 | ..                     | ..             | ..              | 10  | 230.0           | 299.8           | 10                    | 230.0           | 299.8           |
| Malaysia              | 1                      | 9.2            | 15.0            | 40  | 192.0           | 266.7           | 41                    | 201.2           | 281.7           |
| Maldives              | 6                      | 89.1           | 139.0           | 2   | 13.5            | 20.0            | 8                     | 102.6           | 159.0           |
| Mali                  | ..                     | ..             | ..              | 13  | 133.8           | 199.9           | 13                    | 133.8           | 199.9           |
| Mauritania            | 6                      | 64.2           | 99.7            | 6   | 51.0            | 69.5            | 12                    | 115.2           | 169.2           |
| Morocco               | 12                     | 722.2          | 1,125.5         | 110   | 1,371.5         | 1,844.3         | 122                   | 2,093.7         | 2,969.8         |
| Mozambique            | ..                     | ..             | ..              | 1   | 9.8             | 15.0            | 1                     | 9.8             | 15.0            |
| Niger                 | 2                      | 16.1           | 25.0            | 19  | 106.1           | 133.4           | 21                    | 122.2           | 158.4           |
| Nigeria               | 11                     | 155.2          | 243.0           | 4   | 48.0            | 72.0            | 15                    | 203.2           | 315.0           |
| Oman                  | ..                     | ..             | ..              | 1   | 1.4             | 2.0             | 1                     | 1.4             | 2.0             |
| Pakistan              | 4                      | 263.4          | 406.0           | 239   | 3,761.6         | 5,081.0         | 243                   | 4,025.0         | 5,487.0         |
| Palestine             | ..                     | ..             | ..              | ..  | ..              | ..              | ..                    | ..              | ..              |
| Qatar                 | ..                     | ..             | ..              | ..  | ..              | ..              | ..                    | ..              | ..              |
| Saudi Arabia          | 13                     | 330.5          | 512.0           | 146   | 1,556.4         | 2,250.1         | 159                   | 1,886.9         | 2,762.1         |
| Senegal               | 1                      | 6.5            | 10.0            | 24  | 176.9           | 247.6           | 25                    | 183.3           | 257.6           |
| Sierra Leone          | 1                      | 3.2            | 5.0             | 1   | 3.2             | 5.0             | 2                     | 6.4             | 10.0            |
| Somalia               | ..                     | ..             | ..              | 4   | 36.1            | 46.2            | 4                     | 36.1            | 46.2            |
| Sudan                 | 4                      | 74.7           | 114.1           | 25  | 182.4           | 246.3           | 29                    | 257.1           | 360.4           |
| Suriname              | ..                     | ..             | ..              | 1   | 7.4             | 10.0            | 1                     | 7.4             | 10.0            |
| Syria                 | 4                      | 23.7           | 37.0            | 25  | 107.1           | 127.8           | 29                    | 130.8           | 164.8           |
| Tajikistan            | 2                      | 34.6           | 54.0            | ..  | ..              | ..              | 2                     | 34.6            | 54.0            |
| Togo                  | 2                      | 26.1           | 40.0            | 1   | 4.2             | 6.0             | 3                     | 30.2            | 46.0            |
| Tunisia               | 2                      | 18.0           | 29.0            | 157   | 784.6           | 1,063.9         | 159                   | 802.6           | 1,092.9         |
| Turkey                | 33                     | 451.1          | 693.8           | 280   | 2,228.7         | 2,934.5         | 313                   | 2,679.8         | 3,628.4         |
| Turkmenistan          | ..                     | ..             | ..              | ..  | ..              | ..              | ..                    | ..              | ..              |
| U.A.E                 | 10                     | 166.2          | 256.5           | 15  | 229.0           | 315.7           | 25                    | 395.2           | 572.2           |
| Uganda                | ..                     | ..             | ..              | 5   | 11.3            | 13.9            | 5                     | 11.3            | 13.9            |
| Uzbekistan            | ..                     | ..             | ..              | 2   | 4.0             | 6.1             | 2                     | 4.0             | 6.1             |
| Yemen                 | ..                     | ..             | ..              | 41  | 351.9           | 420.3           | 41                    | 351.9           | 420.3           |
| Non-Member Countries  | 8                      | 126.3          | 198.0           | 3   | 61.7            | 93.0            | 11                    | 188.0           | 291.0           |
| Regional Projects     | ..                     | ..             | ..              | ..  | ..              | ..              | ..                    | ..              | ..              |
| Special Programs      | ..                     | ..             | ..              | 1   | 14.8            | 20.0            | 1                     | 14.8            | 20.0            |
| <b>Grand Total</b>    | <b>299</b>             | <b>9,103.6</b> | <b>14,080.0</b> | <b>2,033</b>  | <b>22,069.1</b> | <b>29,993.4</b> | <b>2,332</b>          | <b>31,172.7</b> | <b>44,073.4</b> |
| <b>Of which:</b>      |                        |                |                 |   |                 |                 |                       |                 |                 |
| SSA-22*               | 50                     | 594.4          | 927.5           | 138   | 938.3           | 1,296.9         | 188                   | 1,532.8         | 2,224.4         |
| MENA-19*              | 138                    | 3,515.0        | 5,436.5         | 1,400   | 12,774.2        | 17,194.7        | 1,538                 | 16,289.2        | 22,631.2        |
| ASIA-8*               | 82                     | 4,583.4        | 7,079.0         | 484   | 8,245.3         | 11,336.7        | 566                   | 12,828.7        | 18,415.7        |
| CIT-7*                | 21                     | 284.4          | 439.0           | 7   | 34.7            | 52.1            | 28                    | 319.1           | 491.1           |
| LDMC-25*              | 94                     | 4,359.1        | 6,735.1         | 347   | 4,979.8         | 6,873.0         | 441                   | 9,338.9         | 13,608.1        |
| NON-LDMC-31*          | 197                    | 4,618.2        | 7,146.9         | 1,682   | 17,012.7        | 23,007.5        | 1,879                 | 21,630.9        | 30,154.3        |
| Oil-Exporters-22*     | 117                    | 2,765.0        | 4,272.1         | 840   | 7,894.7         | 10,794.8        | 957                   | 10,659.7        | 15,066.9        |
| Non-Oil-Exporters-34* | 174                    | 6,212.2        | 9,609.9         | 1,189   | 14,097.9        | 19,085.6        | 1,363                 | 20,310.2        | 28,695.5        |

\* See technical notes for country composition of the groupings; note that regional aggregates may not add up to the net approvals because they exclude regional, special and Non-MCs projects

\*\* Figures are net cancellation and include ICD, UIF, IBP, APIF and Treasury Operations.

**Table 3.29: Special Assistance, T.A. & Total IDB Group Financing (1396H - 1433H)  
(01/01/1976 - 14/11/2012)\*\***

| Country                | Special Assistance Operations |              |              | Technical Assistance Operations |              |              | Total IDB Group Financing |                 |                 |
|------------------------|-------------------------------|--------------|--------------|---------------------------------|--------------|--------------|---------------------------|-----------------|-----------------|
|                        | No.                           | ID mill.     | US\$ mill.   | No.                             | ID mill.     | US\$ mill.   | No.                       | ID mill.        | US\$ mill.      |
| Afghanistan            | 21                            | 11.7         | 15.8         | 7                               | 8.0          | 11.2         | 34                        | 70.9            | 103.7           |
| Albania                | 3                             | 1.0          | 1.4          | 4                               | 0.6          | 0.8          | 33                        | 284.6           | 434.9           |
| Algeria                | 7                             | 4.5          | 5.6          | 11                              | 3.0          | 4.0          | 247                       | 1,955.4         | 2,506.1         |
| Azerbaijan             | 4                             | 1.5          | 2.0          | 13                              | 2.4          | 3.5          | 66                        | 744.9           | 1,129.2         |
| Bahrain                | ..                            | ..           | ..           | 10                              | 1.7          | 2.6          | 130                       | 1,398.1         | 2,053.6         |
| Bangladesh             | 12                            | 28.8         | 35.7         | 9                               | 3.4          | 5.2          | 320                       | 8,529.3         | 12,576.6        |
| Benin                  | 1                             | 1.3          | 1.4          | 25                              | 5.6          | 7.1          | 71                        | 212.2           | 298.8           |
| Brunei                 | ..                            | ..           | ..           | 1                               | 0.2          | 0.3          | 5                         | 36.6            | 46.5            |
| Burkina Faso           | 9                             | 8.3          | 8.8          | 39                              | 10.9         | 14.2         | 116                       | 449.6           | 650.5           |
| Cameroon               | 3                             | 1.3          | 1.7          | 14                              | 3.1          | 4.0          | 54                        | 268.3           | 388.1           |
| Chad                   | 10                            | 9.9          | 10.8         | 31                              | 5.0          | 6.9          | 86                        | 345.8           | 508.8           |
| Comoros                | 3                             | 0.9          | 1.1          | 15                              | 4.1          | 5.9          | 25                        | 19.7            | 25.5            |
| Côte d'Ivoire          | 5                             | 1.0          | 1.2          | 2                               | 0.9          | 1.4          | 30                        | 266.0           | 404.6           |
| Djibouti               | 9                             | 1.2          | 1.7          | 18                              | 3.1          | 4.3          | 59                        | 166.6           | 252.7           |
| Egypt                  | 4                             | 1.1          | 1.5          | 18                              | 3.6          | 5.2          | 204                       | 3,391.5         | 4,975.3         |
| Gabon                  | ..                            | ..           | ..           | 4                               | 1.7          | 2.2          | 21                        | 286.6           | 421.2           |
| Gambia                 | 4                             | 1.7          | 1.8          | 22                              | 3.6          | 4.9          | 95                        | 302.1           | 445.1           |
| Guinea                 | 6                             | 6.1          | 7.8          | 35                              | 8.3          | 11.0         | 101                       | 310.4           | 421.1           |
| Guinea Bissau          | 3                             | 1.1          | 1.3          | 8                               | 1.6          | 2.1          | 14                        | 15.7            | 19.9            |
| Indonesia              | 4                             | 2.9          | 4.4          | 12                              | 2.2          | 3.3          | 182                       | 2,180.3         | 3,199.5         |
| Iran                   | 7                             | 10.0         | 13.3         | 16                              | 4.3          | 6.6          | 278                       | 3,941.4         | 5,798.8         |
| Iraq                   | 12                            | 4.0          | 5.5          | 8                               | 0.9          | 1.3          | 61                        | 313.3           | 362.3           |
| Jordan                 | 1                             | 0.2          | 0.3          | 24                              | 4.8          | 6.5          | 155                       | 1,317.9         | 1,714.6         |
| Kazakhstan             | 6                             | 1.4          | 1.9          | 10                              | 1.6          | 2.3          | 53                        | 609.6           | 937.8           |
| Kuwait                 | 4                             | 6.5          | 7.5          | 11                              | 1.5          | 2.2          | 89                        | 974.0           | 1,437.6         |
| Kyrgyz Republic        | 7                             | 1.7          | 2.4          | 18                              | 3.7          | 5.5          | 47                        | 116.5           | 173.5           |
| Lebanon                | 20                            | 6.8          | 9.5          | 10                              | 1.2          | 1.7          | 95                        | 795.4           | 1,125.2         |
| Libya                  | 3                             | 3.2          | 4.3          | 9                               | 2.8          | 3.9          | 41                        | 559.2           | 757.9           |
| Malaysia               | 5                             | 8.8          | 11.5         | 7                               | 0.9          | 1.4          | 118                       | 1,008.8         | 1,439.5         |
| Maldives               | 3                             | 0.6          | 0.8          | 12                              | 1.7          | 2.3          | 44                        | 188.3           | 282.9           |
| Mali                   | 11                            | 14.6         | 16.1         | 32                              | 9.4          | 12.8         | 123                       | 563.2           | 813.1           |
| Mauritania             | 7                             | 9.7          | 11.1         | 43                              | 17.4         | 24.2         | 133                       | 633.0           | 935.5           |
| Morocco                | 4                             | 1.2          | 1.5          | 22                              | 4.0          | 5.7          | 211                       | 3,596.5         | 5,190.0         |
| Mozambique             | 5                             | 1.8          | 2.2          | 10                              | 1.9          | 3.0          | 36                        | 115.7           | 167.6           |
| Niger                  | 18                            | 10.2         | 12.2         | 46                              | 12.1         | 16.3         | 133                       | 359.8           | 492.7           |
| Nigeria                | 30                            | 5.9          | 7.9          | 7                               | 0.9          | 1.3          | 64                        | 384.8           | 592.6           |
| Oman                   | 2                             | 0.4          | 0.5          | 9                               | 2.1          | 2.8          | 47                        | 448.2           | 593.5           |
| Pakistan               | 10                            | 8.2          | 11.4         | 11                              | 2.1          | 3.1          | 365                       | 5,909.9         | 8,311.2         |
| Palestine              | 41                            | 40.9         | 52.9         | 14                              | 7.1          | 10.8         | 77                        | 110.5           | 152.4           |
| Qatar                  | ..                            | ..           | ..           | 1                               | 0.1          | 0.1          | 42                        | 500.8           | 761.0           |
| Saudi Arabia           | 4                             | 0.3          | 0.4          | 25                              | 2.6          | 3.7          | 284                       | 3,040.5         | 4,478.4         |
| Senegal                | 6                             | 12.6         | 13.9         | 30                              | 9.1          | 11.8         | 140                       | 782.0           | 1,117.0         |
| Sierra Leone           | 4                             | 2.8          | 3.6          | 28                              | 5.5          | 7.2          | 64                        | 147.9           | 214.6           |
| Somalia                | 46                            | 10.9         | 15.4         | 11                              | 3.4          | 5.2          | 64                        | 57.7            | 76.1            |
| Sudan                  | 20                            | 19.4         | 23.5         | 28                              | 4.2          | 6.0          | 174                       | 1,021.7         | 1,479.1         |
| Suriname               | 2                             | 0.1          | 0.2          | 1                               | 0.1          | 0.2          | 9                         | 29.6            | 42.7            |
| Syria                  | 5                             | 0.5          | 0.7          | 8                               | 1.1          | 1.6          | 80                        | 808.2           | 1,139.4         |
| Tajikistan             | 9                             | 1.1          | 1.5          | 17                              | 3.1          | 4.5          | 58                        | 197.0           | 289.6           |
| Togo                   | 2                             | 1.4          | 1.7          | 6                               | 1.5          | 2.2          | 29                        | 129.0           | 189.8           |
| Tunisia                | 4                             | 3.3          | 4.2          | 12                              | 2.1          | 3.1          | 234                       | 1,777.8         | 2,520.3         |
| Turkey                 | 6                             | 17.3         | 20.7         | 12                              | 4.2          | 5.6          | 452                       | 4,374.5         | 6,099.6         |
| Turkmenistan           | 2                             | 0.2          | 0.3          | 4                               | 0.8          | 1.1          | 17                        | 376.0           | 587.0           |
| U.A.E.                 | ..                            | ..           | ..           | 7                               | 0.7          | 0.9          | 146                       | 1,131.1         | 1,684.6         |
| Uganda                 | 8                             | 3.2          | 4.3          | 18                              | 3.5          | 4.6          | 47                        | 123.7           | 182.0           |
| Uzbekistan             | 7                             | 1.4          | 1.9          | 5                               | 0.8          | 1.1          | 43                        | 580.8           | 892.4           |
| Yemen                  | 9                             | 7.8          | 9.6          | 33                              | 7.8          | 10.6         | 147                       | 779.1           | 1,036.7         |
| Non-Member Countries   | 933                           | 208.7        | 284.5        | 12                              | 4.1          | 6.1          | 991                       | 592.1           | 870.2           |
| Regional Projects      | 69                            | 45.3         | 62.9         | 348                             | 78.9         | 116.4        | 482                       | 875.1           | 1,319.9         |
| Special Programs       | ..                            | ..           | ..           | ..                              | ..           | ..           | 5                         | 77.3            | 105.0           |
| <b>Net Approvals</b>   | <b>1,440</b>                  | <b>556.4</b> | <b>725.8</b> | <b>1,223</b>                    | <b>287.1</b> | <b>405.7</b> | <b>7,571</b>              | <b>60,582.6</b> | <b>87,225.6</b> |
| <b>Of which:</b>       |                               |              |              |                                 |              |              |                           |                 |                 |
| SSA-22*                | 210                           | 125.1        | 149.4        | 472                             | 116.8        | 158.5        | 1,679                     | 6,961.7         | 10,096.4        |
| MENA-19*               | 133                           | 107.9        | 137.9        | 260                             | 55.7         | 78.8         | 3,020                     | 31,213.4        | 44,387.2        |
| ASIA-8*                | 57                            | 61.2         | 79.7         | 60                              | 18.7         | 26.9         | 1,077                     | 17,953.7        | 26,002.6        |
| CIT-7*                 | 38                            | 8.4          | 11.5         | 71                              | 12.9         | 18.9         | 317                       | 2,909.5         | 4,444.4         |
| LDMC-25*               | 274                           | 209.5        | 257.2        | 555                             | 145.1        | 199.7        | 2,237                     | 15,747.4        | 22,905.3        |
| NON-LDMC-31*           | 164                           | 93.0         | 121.2        | 308                             | 59.1         | 83.4         | 3,856                     | 43,290.7        | 62,025.2        |
| Oil-Exporters-22*      | 147                           | 88.7         | 111.0        | 272                             | 50.6         | 71.2         | 2,345                     | 23,287.9        | 33,718.4        |
| Non-Oil-Exporters-34*  | 291                           | 213.9        | 267.4        | 591                             | 153.5        | 212.0        | 3,748                     | 35,750.3        | 51,212.1        |
| <b>Gross Approvals</b> | <b>1,462</b>                  | <b>563.0</b> | <b>733.9</b> | <b>1,311</b>                    | <b>309.9</b> | <b>437.2</b> | <b>8,552</b>              | <b>67,368.0</b> | <b>96,581.6</b> |

\* See technical notes for country composition of the groupings



# **TECHNICAL NOTE**



TECHNICAL NOTE

**A. AGGREGATION RULES**

In calculating statistical aggregates, the following rules based on the World Bank’s approach were used:

- Aggregate data for IDB are either totals or weighted averages.
- No aggregate values are calculated if missing data account for more than a third of the number of observations in a given year.
- Aggregates of ratios are calculated as weighted averages of the ratios using the value of the denominator as weight. Most often the average indicated for IDB is weighted according to the relative share of the countries in the group total for that indicator.
- Aggregate growth rates are calculated using exponential trend function. The resulting growth rates reflect trends that are not unduly influenced by exceptional values.
- Aggregates for income groups (such as LDCs, Developed Countries, Developed countries, and the World) are taken directly from the data source, except for OIC countries and regional and economic groupings which are computed by the IDB staff.

**B. REGIONAL AND ECONOMIC GROUPINGS**

| Sub-Saharan Africa Member Countries (SSA-22) | Middle East and North Africa Member Countries (MENA-19) | Asian Member Countries (ASIA-8) | Countries in Transition (CIT-7) | Least Developed Member Countries (LDMC-25) | Non Least Developed Member Countries (Non-LDMC-31) | Oil-Exporting Member Countries - 22 | Non-Oil Exporting Member Countries -34 |
|--|---|---------------------------------|---------------------------------|--|--|-------------------------------------|--|
| Benin  | Algeria   | Afghanistan                     | Albania                         | Afghanistan                                | Albania  | Algeria                             | Afghanistan                            |
| Burkina Faso                                 | Bahrain   | Bangladesh                      | Azerbaijan                      | Bangladesh                                 | Algeria  | Azerbaijan                          | Albania                                |
| Cameroon                                     | Egypt   | Brunei                          | Kazakhstan                      | Benin                                      | Azerbaijan   | Cameroon                            | Bahrain                                |
| Chad   | Iran  | Indonesia                       | Kyrgyz Republic                 | Burkina Faso                               | Bahrain  | Chad                                | Bangladesh                             |
| Comoros                                      | Iraq  | Malaysia                        | Tajikistan                      | Chad                                       | Brunei   | Côte d'Ivoire                       | Benin                                  |
| Côte d'Ivoire                                | Jordan  | Maldives                        | Turkmenistan                    | Comoros                                    | Cameroon   | Egypt                               | Brunei                                 |
| Djibouti                                     | Kuwait  | Pakistan                        | Uzbekistan                      | Djibouti                                   | Côte d'Ivoire                                      | Gabon                               | Burkina Faso                           |
| Gabon  | Lebanon   | Suriname                        |                                 | Gambia                                     | Egypt  | Iran                                | Comoros                                |
| Gambia                                       | Libya   |                                 |                                 | Guinea                                     | Gabon  | Iraq                                | Djibouti                               |
| Guinea                                       | Morocco   |                                 |                                 | Guinea-Bissau                              | Indonesia  | Kazakhstan                          | Gambia                                 |
| Guinea-Bissau                                | Oman  |                                 |                                 | Kyrgyz Republic                            | Iran   | Kuwait                              | Guinea                                 |
| Mali   | Palestine   |                                 |                                 | Maldives                                   | Iraq   | Libya                               | Guinea-Bissau                          |
| Mauritania                                   | Qatar   |                                 |                                 | Mali                                       | Jordan   | Malaysia                            | Indonesia                              |
| Mozambique                                   | Saudi Arabia  |                                 |                                 | Mauritania                                 | Kazakhstan   | Nigeria                             | Jordan                                 |
| Niger  | Syria   |                                 |                                 | Mozambique                                 | Kuwait   | Qatar                               | Kyrgyz Republic                        |
| Nigeria                                      | Tunisia   |                                 |                                 | Niger                                      | Lebanon  | Saudi Arabia                        | Lebanon                                |
| Senegal                                      | Turkey  |                                 |                                 | Palestine                                  | Libya  | Sudan                               | Maldives                               |
| Sierra-Leone                                 | U.A.E   |                                 |                                 | Senegal                                    | Malaysia   | Syria                               | Mali                                   |
| Somalia                                      | Yemen   |                                 |                                 | Sierra-Leone                               | Morocco  | Turkmenistan                        | Mauritania                             |
| Sudan  |   |                                 |                                 | Somalia                                    | Nigeria  | U.A.E.                              | Morocco                                |
| Togo   |   |                                 |                                 | Sudan                                      | Oman   | Uzbekistan                          | Mozambique                             |
| Uganda                                       |   |                                 |                                 | Tajikistan                                 | Pakistan   | Yemen                               | Niger                                  |
|  |   |                                 |                                 | Togo                                       | Qatar  |                                     | Oman                                   |
|  |   |                                 |                                 | Uganda                                     | Saudi Arabia                                       |                                     | Pakistan                               |
|  |   |                                 |                                 | Yemen                                      | Suriname   |                                     | Palestine                              |
|  |   |                                 |                                 |  | Syria  |                                     | Senegal                                |
|  |   |                                 |                                 |  | Tunisia  |                                     | Sierra Leone                           |
|  |   |                                 |                                 |  | Turkey   |                                     | Somalia                                |
|  |   |                                 |                                 |  | Turkmenistan                                       |                                     | Suriname                               |
|  |   |                                 |                                 |  | U.A.E.   |                                     | Tajikistan                             |
|  |   |                                 |                                 |  | Uzbekistan   |                                     | Togo                                   |
|  |   |                                 |                                 |  |  |                                     | Tunisia                                |
|  |   |                                 |                                 |  |  |                                     | Turkey                                 |
|  |   |                                 |                                 |  |  |                                     | Uganda                                 |

This page is left blank intentionally

The background of the page is composed of several overlapping, curved bands of teal and light blue, creating a dynamic, flowing effect. The colors transition from a darker teal at the top and bottom edges to a lighter, almost white blue in the center.

# **GLOSSARY**





## GLOSSARY

**Adult literacy rate** is the percentage of people ages 15 and above who can, with understanding, read and write a short, simple statement on their everyday life.

**Agricultural raw materials (exports or imports)** comprise SITC section 2 (crude materials except fuels) excluding divisions 22, 27 (crude fertilizers and minerals excluding coal, petroleum, and precious stones), and 28 (metalliferous ores and scrap).

**Arable land** (in hectares) includes land defined by the FAO as land under temporary crops (double-cropped areas are counted once), temporary meadows for mowing or for pasture, land under market or kitchen gardens, and land temporarily fallow. Land abandoned as a result of shifting cultivation is excluded.

**Bank liquid reserves to bank assets ratio (%)** is the ratio of domestic currency holdings and deposits with the monetary authorities to claims on other governments, nonfinancial public enterprises, the private sector, and other banking institutions.

**Basic Capabilities Index (BCI)**, developed by Social Watch is an alternative way to monitor the situation of poverty in the world. The BCI, like other alternative (non-monetary) ways of measuring poverty, is based on a person's capability of accessing a series of services that are indispensable for survival and human dignity. The indicators that make up the BCI are among the most basic of those used to measure the Millennium Development Goals.

**Carbon dioxide emissions** are those stemming from the burning of fossil fuels and the manufacture of cement. They include carbon dioxide produced during consumption of solid, liquid, and gas fuels and gas flaring.

**Concentration index** also named Herfindahl-Hirschmann index, is a measure of the degree of market concentration. It has been normalized to obtain values ranking from 0 to 1 (maximum concentration).

**Crude death rate** indicates the number of deaths occurring during the year, per 1,000 population estimated at midyear.

**Current account balance (BoP)** is the sum of net exports of goods, services, net income, and net current transfers.

**Deposit interest rate (%)** is the rate paid by commercial or similar banks for demand, time, or savings deposits.

**Diversification index** signals whether the structure of exports or imports by product of a given country or group of countries differ from the structure of product of the world. This index, ranging from 0 to 1, reveals the extent of the differences between the structure of trade of the country or country group and the world average. The index value closer to 1 indicates a bigger difference from the world average.

**Domestic credit provided by banking sector (% of GDP)** includes all credit to various sectors on a gross basis, with the exception of credit to the central government, which is net. The banking sector includes monetary authorities and deposit money banks, as well as other banking institutions where data are available (including institutions that do not accept transferable deposits but do incur such liabilities as time and savings deposits).

**Domestic credit to private sector** refers to financial resources provided to the private sector, such as through loans, purchases of nonequity securities, and trade credits and other accounts receivable, that establish a claim for repayment. For some countries these claims include credit to public enterprises.

**Expenditures for research and development** are current and capital expenditures (both public and private) on creative work undertaken systematically to increase knowledge, including knowledge of humanity, culture, and society, and the use of knowledge for new applications. R&D covers basic research, applied research, and experimental development.

**Exports of goods and services** represent the value of all goods and other market services provided to the rest of the world. They include the value of merchandise, freight, insurance, transport, travel, royalties, license fees, and other services, such as communication, construction, financial, information, business, personal, and government services. They exclude compensation of employees and investment income (formerly called factor services) and transfer payments. Data are in current U.S. dollars.

**External debt stocks** are debt owed to nonresidents, repayable in foreign currency, goods, or services. It is the sum of public, publicly guaranteed, and private nonguaranteed long-term debt, short-term debt, and use of IMF credit.

**Food (exports or imports)** comprise food and live animals, beverages and tobacco, and animal and vegetable oils and fats, and oil seeds, oil nuts, and oil kernels.

**Food production index** covers food crops that are considered edible and contain nutrients. Coffee and tea are excluded because, although edible, they have no nutritive value.

**Foreign direct investment** is net inflows of investment to acquire a lasting management interest (10 percent or more of voting stock) in an enterprise operating in an economy other than that of the investor. It is the sum of equity capital, reinvestment of earnings, other long-term capital, and short-term capital as shown in the balance of payments.

**Forest area** is land under natural or planted stands of trees of at least 5 meters in situ, whether productive or not, and excludes tree stands in agricultural production systems (for example, in fruit plantations and agroforestry systems) and trees in urban parks and gardens.

**Fuels (exports or imports)** comprise mineral fuels.

**Global Competitive Index (GCI)** provides a weighted average of over 100 different variables (ranging from socio-economic to demographic), where each variable is considered to reflect one aspect of competitiveness. Approximately two-thirds of these come from the Executive Opinion Survey (EOS), and one third comes from publicly available sources (i.e. The World Bank, The World Health Organization, and UNESCO).

**GDP** is the sum of gross value added by all resident producers in the economy plus any product taxes and minus any subsidies not included in the value of the products. It is calculated without making deductions for depreciation of fabricated assets or for depletion and degradation of natural resources. Data are in current U.S. dollars.

**GDP (constant 2000)** estimates are obtained by expressing values in terms of the base year (2000) prices.

**GDP per capita (constant 2000)** is the GDP value expressed in 2000 prices, divided by midyear population.

**GDP PPP per capita** is gross domestic product converted to international dollars using purchasing power parity rates divided by midyear population.

**General government final consumption expenditure** (formerly general government consumption) includes all government current expenditures for purchases of goods and services (including compensation of employees). It also includes most expenditures on national defense and security, but excludes government military expenditures that are part of government capital formation.

**GINI Index** measures the extent to which the distribution of income (or, in some cases, consumption expenditure) among individuals or households within an economy deviates from a perfectly equal distribution. A Gini index of 0 represents perfect equality, while an index of 100 implies perfect inequality.

**Global Competitiveness Index (GCI)** is based on 12 pillars of competitiveness, providing a comprehensive picture of the competitiveness landscape in countries around the world at all stages of development. The pillars are: institutions, infrastructure, macroeconomic environment, health and primary education, higher education and training, goods market efficiency, labour market efficiency, financial market development, technological readiness, market size, business sophistication, and innovation.

**GNI (formerly GNP), Atlas method** is the sum of value added by all resident producers plus any product taxes (less subsidies) not included in the valuation of output plus net receipts of primary income (compensation of employees and property income) from abroad. To smooth fluctuations in prices and exchange rates, a special Atlas method of conversion is used by the World Bank.

**GNI (formerly GNP) per capita, Atlas method** is the gross national income, converted to U.S. dollars using the World Bank Atlas method, divided by the midyear population.

**Goods exports (BoP)** refer to all movable goods (including nonmonetary gold) involved in a change of ownership from residents to nonresidents. The category includes goods previously included in services: goods received or sent for processing and their subsequent export or import in the form of processed goods, repairs on goods, and goods procured in ports by carriers.

**Goods imports (BoP)** refer to all movable goods (including nonmonetary gold) involved in a change of ownership from nonresidents to residents. The category includes goods previously included in services: goods received or sent for processing and their subsequent export or import in the form of processed goods, repairs on goods, and goods procured in ports by carriers.

**Gross capital formation (% of GDP)** (formerly gross domestic investment) consists of outlays on additions to the fixed assets of the economy plus net changes in the level of inventories. Fixed assets include land improvements (fences, ditches, drains, and so on); plant, machinery, and equipment purchases; and the construction of roads, railways, and the like, including schools, offices, hospitals, private residential dwellings, and commercial and industrial buildings. Inventories are stocks of goods held by firms to meet temporary or unexpected fluctuations in production or sales, and “work in progress.”

**Gross domestic product, deflator (Index)** is derived by dividing current price GDP by constant price GDP and is considered to be an alternate measure of inflation.

**Gross domestic savings** are calculated as GDP less final consumption expenditure (total consumption).

**Growth of Real GDP** is the percentage change of the constant price of GDP.

**High-technology exports** are products with high R&D intensity, such as in aerospace, computers, pharmaceuticals, scientific instruments, and electrical machinery. Data are in current U.S. dollars.

**Hospital beds** include inpatient beds available in public, private, general, and specialized hospitals and rehabilitation centers. In most cases, beds for both acute and chronic care are included.

**Household final consumption expenditure, etc. (formerly private consumption)** is the market value of all goods and services, including durable products (such as cars, washing machines, and home computers), purchased by households. It excludes purchases of dwellings but includes imputed rent for owner-occupied dwellings. It also includes payments and fees to governments to obtain permits and licenses. Here, household consumption expenditure includes the expenditures of nonprofit institutions serving households, even when reported separately by the country.

**Human Development Index (HDI)** is a composite measure of life expectancy, literacy, education and standards of living for countries worldwide. It is a standard means of measuring well-being, especially child welfare.

**Imports of goods and services** represent the value of all goods and other market services received from the rest of the world. They include the value of merchandise, freight, insurance, transport, travel, royalties, license fees, and other services, such as communication, construction, financial, information, business, personal, and government services. They exclude compensation of employees and investment income (formerly called factor services) and transfer payments.

**Infant mortality rate** is the number of infants dying before reaching one year of age, per 1,000 live births in a given year.

**Inflation** as measured by the consumer price index reflects the annual percentage change in the cost to the average consumer of acquiring a basket of goods and services that may be fixed or changed at specified intervals, such as yearly.

**Interest rate spread** is the interest rate charged by banks on loans to prime customers minus the interest rate paid by commercial or similar banks for demand, time, or savings deposits.

**International reserves in months of imports** are the reserve stock of the year, divided by the average monthly merchandise imports of the current year.

**International reserves including gold** consist of the sum of the country’s foreign exchange, its reserve position in the IMF, the U.S. dollar value of SDR (special drawing rights) holdings by its monetary authorities and its reserves in monetary gold.

**Internet users:** are people with access to the worldwide network.

**Investment in telecom projects with private participation** covers infrastructure projects in telecommunications that have reached financial closure and directly or indirectly serve the public. Movable assets are excluded. The

types of projects included are operations and management contracts, operations and management contracts with major capital expenditure, greenfield projects (in which a private entity or a public-private joint venture builds and operates a new facility), and divestitures. Investment commitments are the sum of investments in facilities and investments in government assets.

**Lending interest rate (%)** is the rate charged by banks on loans to prime customers.

**Life expectancy at birth** indicates the number of years a newborn infant is expected to live if prevailing patterns of mortality at the time of its birth were to stay the same throughout its life.

**Life time risk of maternal death** is the probability that a 15-year-old female will die eventually from a maternal cause assuming that current levels of fertility and mortality (including maternal mortality) do not change in the future, taking into account competing causes of death.

**Liquid liabilities (M3)** are the sum of currency and deposits in the central bank (M0), plus transferable deposits and electronic currency (M1), plus time and savings deposits, foreign currency transferable deposits, certificates of deposit, and securities repurchase agreements (M2), plus travelers checks, foreign currency time deposits, commercial paper, and shares of mutual funds or market funds held by residents.

**Manufactures (exports or imports)** comprise chemicals, basic manufactures, machinery and transport equipment, and miscellaneous manufactured goods, excluding non-ferrous metals.

**Maternal mortality rate** is the number of deaths of women from pregnancy-related causes per 100,000 live births in a given year.

**Merchandise exports** show the f.o.b. value of goods provided to the rest of the world valued in U.S. dollars.

**Merchandise imports** show the c.i.f. value of goods received from the rest of the world valued in U.S. dollars.

**Mobile cellular telephone subscriptions** are subscriptions to a public mobile telephone service using cellular technology, which provide access to the public switched telephone network. Post-paid and prepaid subscriptions are included.

**Money and quasi money (M2)** comprise the sum of currency outside banks, demand deposits other than those of the central government, and the time, savings, and foreign currency deposits of resident sectors other than the central government.

**Money Supply (M1)** is the sum of currency outside banks and demand deposits other than those of central government.

**National poverty rate** is the percentage of the population living below the national poverty line. National estimates are based on population-weighted subgroup estimates from household surveys.

**Net current transfers (BoP)** are recorded in the balance of payments whenever an economy provides or receives goods, services, income, or financial items without a quid pro quo. All transfers not considered to be capital are current.

**Net enrollment ratio (primary)** is the ratio of children of official primary school age based on the International Standard Classification of Education 1997 who are enrolled in primary school to the population of the corresponding official primary school age. Primary education provides children with basic reading, writing, and mathematics skills along with an elementary understanding of such subjects as history, geography, natural science, social science, art, and music.

**Net enrollment ratio (secondary)** is the ratio of children of official secondary school age, based on the International Standard Classification of Education 1997, who are enrolled in secondary school to the population of the corresponding official secondary school age. Secondary education completes the provision of basic education that began at the primary level, and aims at laying the foundations for lifelong learning and human development, by offering more subject- or skill-oriented instruction using more specialized teachers.

**Net income (BoP)** refers to receipts and payments of employee compensation paid to nonresident workers and investment income (receipts and payments on direct investment, portfolio investment, other investments, and receipts on reserve assets). Income derived from the use of intangible assets is recorded under business services.

**Nurses and midwives** include professional nurses, professional midwives, auxiliary nurses, auxiliary midwives, enrolled nurses, enrolled midwives and other associated personnel, such as dental nurses and primary care nurses.

**OCR** is Ordinary Capital Resources of the Islamic Development Bank.

**Official Development Assistance commitment** is a firm written obligation by a government or official agency, backed by the appropriation or availability of the necessary funds, to provide resources of a specified amount under specified financial terms and conditions and for specified purposes for the benefit of a recipient country or a multilateral agency.

**Official exchange rate (LCU per US\$, end of period)** refers to the exchange rate determined by national authorities or to the rate determined in the legally sanctioned exchange market. It is calculated at the end of period (local currency units relative to the U.S. dollar).

**OIC - Organization of the Islamic Cooperation** is an inter-governmental organization comprising 57 countries (Guyana and the 56 IDB member countries). OIC was established in pursuance of a decision taken during the First Summit Conference of Muslim Heads of State, held in Rabat (Morocco) in 1389H (1969). Its objective is to promote Islamic solidarity and cooperation.

**Ores and metals (exports or imports)** comprise crude fertilizer, minerals ores; metalliferous ores, scrap and non-ferrous metals.

**Patent applications** are worldwide patent applications filed through the Patent Cooperation Treaty procedure or with a national patent office for exclusive rights for an invention--a product or process that provides a new way of doing something or offers a new technical solution to a problem. A patent provides protection for the invention to the owner of the patent for a limited period, generally 20 years.

**Personal computers:** are self-contained computers designed to be used by a single individual, per 1,000 people.

**Physicians** are defined as graduates of any faculty or school of medicine who are working in the country in any medical field (practice, teaching, research).

**Population below \$1.25 a day** is the percentage of the population living on less than \$1.25 a day at 2005 international prices.

**Population below \$2 a day** is the percentage of the population living on less than \$2.00 a day at 2005 international prices.

**Population density** is midyear population divided by land area in square kilometers.

**Population with access to safe drinking water** is the percentage of the population with reasonable access to an adequate amount of safe drinking water (including treated surface and untreated water from protected springs, boreholes, and sanitary wells).

**Population with access to sanitation** is the percentage of the population with at least adequate excreta disposal facilities that can effectively prevent human, animal, and insect contact with excreta.

**Poverty gap** is the mean shortfall from the poverty line (counting the nonpoor as having zero shortfall), expressed as a percentage of the poverty line. This measure reflects the depth of poverty as well as its incidence.

**PPP conversion factor (GDP) to market exchange rate ratio** is the number of units of a country's currency required to buy the same amount of goods and services in the domestic market as a U.S. dollar would buy in the United States. The ratio of PPP conversion factor to market exchange rate is the result obtained by dividing the PPP conversion factor by the market exchange rate. The ratio, also referred to as the national price level, makes it possible to compare the cost of the bundle of goods that make up gross domestic product (GDP) across countries. It tells how many dollars are needed to buy a dollar's worth of goods in the country as compared to the United States.

**PPP conversion factor, GDP (LCU per international \$)** is the number of units of a country's currency required to buy the same amounts of goods and services in the domestic market as U.S. dollar would buy in the United States. This conversion factor is for GDP.

**PPP GDP** is gross domestic product converted to international dollars using purchasing power parity rates. An international dollar has the same purchasing power over GDP as the U.S. dollar has in the United States.

**Present value of external debt** is the sum of short-term external debt plus the discounted sum of total debt service payments due on public, publicly guaranteed, and private nonguaranteed long-term external debt over the life of existing loans.

**Present value of external debt (% of exports of goods, services and income)** is the present value of external debt divided by a three-year average of exports.

**Present value of external debt (% of GNI)** is the present value of external debt divided by a three-year average of GNI.

**Private health expenditure** includes direct household (out-of-pocket) spending, private insurance, charitable donations, and direct service payments by private corporations.

**Public health expenditure** consists of recurrent and capital spending from government (central and local) budgets, external borrowings and grants (including donations from international agencies and nongovernmental organizations), and social (or compulsory) health insurance funds.

**Quasi-liquid liabilities** are equal the M3 money supply less transferable deposits and electronic currency (M1).

**Real effective exchange rate index (2005 = 100)** is the nominal effective exchange rate (a measure of the value of a currency against a weighted average of several foreign currencies) divided by a price deflator or index of costs.

**Real interest rate (%)** is the lending interest rate adjusted for inflation as measured by the GDP deflator.

**Researchers in R&D** are professionals engaged in the conception or creation of new knowledge, products, processes, methods, or systems and in the management of the projects concerned. Postgraduate PhD students (ISCED97 level 6) engaged in R&D are included.

**Revenue, excluding grants** is cash receipts from taxes, social contributions, and other revenues such as fines, fees, rent, and income from property or sales. Grants are also considered as revenue but are excluded here.

**Risk premium on lending (prime rate minus treasury bill rate, %)** is the interest rate charged by banks on loans to prime private sector customers minus the “risk free” treasury bill interest rate at which short-term government securities are issued or traded in the market.

**Scientific and technical journal articles** refer to the number of scientific and engineering articles published in the following fields: physics, biology, chemistry, mathematics, clinical medicine, biomedical research, engineering and technology, and earth and space sciences.

**Tariff rate, applied, simple mean, all products (%)** is the unweighted average of effectively applied rates for all products subject to tariffs calculated for all traded goods.

**Tariff rate, applied, simple mean, manufactured products (%)** is the unweighted average of effectively applied rates for all products subject to tariffs calculated for all traded goods. Manufactured products are commodities classified in SITC revision 3 sections 5-8 excluding division 68.

**Tariff rate, applied, simple mean, primary products (%)** is the unweighted average of effectively applied rates for all products subject to tariffs calculated for all traded goods. Primary products are commodities classified in SITC revision 3 sections 0-4 plus division 68 (nonferrous metals).

**Tariff rate, applied, weighted mean, all products (%)** is the average of effectively applied rates weighted by the product import shares corresponding to each partner country.

**Tariff rate, applied, weighted mean, manufactured products (%)** is the average of effectively applied rates weighted by the product import shares corresponding to each partner country. Manufactured products are commodities classified in SITC revision 3 sections 5-8 excluding division 68.

**Tariff rate, applied, weighted mean, primary products (%)** is the average of effectively applied rates weighted by the product import shares corresponding to each partner country. Primary products are commodities classified in SITC revision 3 sections 0-4 plus division 68 (nonferrous metals).

**Technicians in R&D and equivalent staff** are people whose main tasks require technical knowledge and experience in engineering, physical and life sciences (technicians), or social sciences and humanities (equivalent

staff). They participate in R&D by performing scientific and technical tasks involving the application of concepts and operational methods, normally under the supervision of researchers.

**Telephone lines** are fixed telephone lines that connect a subscriber's terminal equipment to the public switched telephone network and that have a port on a telephone exchange. Integrated services digital network channels and fixed wireless subscribers are included.

**Terms of trade** is the ratio of the export unit value index to the import unit value index.

**Total debt service** is the sum of principal repayments and interest actually paid in foreign currency, goods, or services on long-term debt, interest paid on short-term debt, and repayments (repurchases and charges) to the IMF.

**Total debt service (% of exports of goods, services and income)** is total debt service to exports of goods, services and income.

**Total debt service (% of GNI)** is total debt service to gross national income.

**Total enrollment** is the number of pupils of the school-age group for primary education, enrolled either in primary or secondary education, expressed as a percentage of the total population in that age group.

**Total fertility rate** represents the number of children that would be born to a woman if she were to live to the end of her childbearing years and bear children in accordance with current age-specific fertility rates.

**Total health expenditure** is the sum of public and private health expenditure. It covers the provision of health services (preventive and curative), family planning activities, nutrition activities, and emergency aid designated for health but does not include provision of water and sanitation.

**Total labour force** comprises people ages 15 and older who meet the International Labour Organization definition of the economically active population: all people who supply labor for the production of goods and services during a specified period. It includes both the employed and the unemployed. While national practices vary in the treatment of such groups as the armed forces and seasonal or part-time workers, in general the labor force includes the armed forces, the unemployed, and first-time job-seekers, but excludes homemakers and other unpaid caregivers and workers in the informal sector.

**Total population** is the number of people living in a country regardless of legal status or citizenship--except for refugees not permanently settled in the country of asylum, who are generally considered part of the population of their country of origin.

**Trademark applications filed** are applications to register a trademark with a national or regional Intellectual Property (IP) office. A trademark is a distinctive sign which identifies certain goods or services as those produced or provided by a specific person or enterprise. A trademark provides protection to the owner of the mark by ensuring the exclusive right to use it to identify goods or services, or to authorize another to use it in return for payment. The period of protection varies, but a trademark can be renewed indefinitely beyond the time limit on payment of additional fees.

**Under-5 mortality rate** is the probability that a newborn baby will die before reaching age five, if subject to current age-specific mortality rates. The probability is expressed as a rate per 1,000.

## **ACKNOWLEDGEMENTS**

### **Supervisor**

- Dr. Abdullateef Bello

### **Technical Team**

- Abdinasir Mohamed Nur
- Abu Camara
- Thiekoro Doumbia
- Mohamed Salah Algoussi

### **Design and Layout of the Publication**

- Abdul Rashid






The **Statistical Monograph No.33** is available in CD-Rom and can be downloaded from IDB website at [www.isdb.org](http://www.isdb.org)

©Islamic Development Bank  
P. O. Box 5925, Jeddah 21432, Kingdom of Saudi Arabia  
Tel: (966) 2 636 1400 Fax: (966) 2 636 6871  
Email: [ldbarchives@isdb.org](mailto:ldbarchives@isdb.org)

ISSN 1658-4457







Islamic Development Bank  
P. O. Box 5925, Jeddah-21432, Kingdom of Saudi Arabia  
Tel: (966-2) 6361400 - Fax: (966-2) 6366871  
Email: [archives@isdb.org](mailto:archives@isdb.org) Website: [www.isdb.org](http://www.isdb.org)